



**OCPP 2.0.1**  
Part 2 - Specification

Edition 4, 2025-12-03

# Table of Contents

Disclaimer .....	1
Generic .....	2
Version History .....	3
1. Scope .....	4
1.1. OCPP 2.0.1 .....	4
1.2. OCPP 2.0.1 Edition 4 .....	4
2. Conventions, Terminology and Abbreviations .....	5
2.1. Conventions .....	5
2.2. Terminology .....	6
2.3. Abbreviations .....	8
2.4. Actors .....	10
2.5. References .....	11
2.6. Definition of Transaction .....	12
2.7. ISO 15118 support .....	13
3. Generic Requirements .....	14
3.1. Time Format Requirements .....	15
3.2. Message Timeouts .....	15
3.3. Language support .....	15
A. Security .....	16
1. OCPP Security .....	17
1.1. Security Objectives .....	17
1.2. Design Considerations .....	17
1.3. Security Profiles .....	18
1.4. Keys used in OCPP .....	26
1.5. Certificate Revocation .....	28
1.6. Installation .....	28
2. Use cases & Requirements .....	30
A01 - Update Charging Station Password for HTTP Basic Authentication .....	30
A02 - Update Charging Station Certificate by request of CSMS .....	31
A03 - Update Charging Station Certificate initiated by the Charging Station .....	36
A04 - Security Event Notification .....	40
A05 - Upgrade Charging Station Security Profile .....	41
B. Provisioning .....	43
1. Introduction .....	44
1.1. Transactions before being accepted by a CSMS .....	44
2. Use cases & Requirements .....	45
2.1. Booting a Charging Station .....	45
B01 - Cold Boot Charging Station .....	45
B02 - Cold Boot Charging Station - Pending .....	48
B03 - Cold Boot Charging Station - Rejected .....	50
B04 - Offline Behavior Idle Charging Station .....	52
2.2. Configuring a Charging Station .....	53
B05 - Set Variables .....	53
B06 - Get Variables .....	56
B07 - Get Base Report .....	58
B08 - Get Custom Report .....	61
B09 - Setting a new NetworkConnectionProfile .....	64
B10 - Migrate to new CSMS .....	66
2.3. Resetting a Charging Station .....	68
B11 - Reset - Without Ongoing Transaction .....	68
B12 - Reset - With Ongoing Transaction .....	71
C. Authorization .....	75
1. Introduction .....	76
1.1. ID Tokens .....	76
1.2. Group ID Tokens .....	76
1.3. Authorization Cache .....	77

1.4. Local Authorization List	77
1.5. Unknown Offline Authorization	77
1.6. Relationship between authorization and transaction	78
2. Use cases & Requirements.	79
2.1. Authorization options	79
C01 - EV Driver Authorization using RFID	79
C02 - Authorization using a start button.	83
C03 - Authorization using credit/debit card	85
C04 - Authorization using PIN-code	87
C05 - Authorization for CSMS initiated transactions	89
C06 - Authorization using local id type	91
2.2. ISO 15118 Authorization	93
C07 - Authorization using Contract Certificates	93
C08 - Authorization at EVSE using ISO 15118 External Identification Means (EIM)	96
2.3. GroupId	98
C09 - Authorization by GroupId	98
2.4. Authorization Cache	100
C10 - Store Authorization Data in the Authorization Cache	100
C11 - Clear Authorization Data in Authorization Cache	102
C12 - Start Transaction - Cached Id	103
2.5. Local Authorization list	104
C13 - Offline Authorization through Local Authorization List	104
C14 - Online Authorization through Local Authorization List	106
2.6. Offline Authorization	108
C15 - Offline Authorization of unknown Id	108
2.7. Master Pass	110
C16 - Stop Transaction with a Master Pass	110
D. Local Authorization List Management	113
1. Introduction	114
2. Use cases & Requirements	115
D01 - Send Local Authorization List	115
D02 - Get Local List Version	118
E. Transactions.	119
1. Introduction	120
1.1. Flexible transaction start/stop	120
1.2. TransactionId generation	121
1.3. Delivering transaction-related messages	121
1.4. Authorization	122
1.5. Clarification for optional fields in TransactionEventRequest	122
2. Use cases & Requirements	124
2.1. OCPP transaction mechanism	124
E01 - Start Transaction options	124
E02 - Start Transaction - Cable Plugin First	131
E03 - Start Transaction - IdToken First	136
E04 - Transaction started while Charging Station is offline	139
E05 - Start Transaction - Id not Accepted	142
E06 - Stop Transaction options	145
E07 - Transaction locally stopped by IdToken	150
E08 - Transaction stopped while Charging Station is offline	154
E09 - When cable disconnected on EV-side: Stop Transaction	157
E10 - When cable disconnected on EV-side: Suspend Transaction	160
E11 - Connection Loss During Transaction	164
E12 - Inform CSMS of an Offline Occurred Transaction	166
E13 - Transaction-related message not accepted by CSMS	168
E14 - Check transaction status	170
2.2. Interrupting and Stopping Charging	171
E15 - End of charging process	171
F. Remote Control	173
Introduction	174

Use cases & Requirements . . . . .	175
Remote Transaction Control . . . . .	175
F01 - Remote Start Transaction - Cable Plugin First . . . . .	175
F02 - Remote Start Transaction - Remote Start First . . . . .	178
F03 - Remote Stop Transaction . . . . .	184
F04 - Remote Stop ISO 15118 Charging from CSMS . . . . .	186
.1. Unlock Connector . . . . .	188
F05 - Remotely Unlock Connector . . . . .	188
.2. Remote Trigger . . . . .	190
F06 - Trigger Message . . . . .	190
G. Availability . . . . .	193
1. Introduction . . . . .	194
2. Use cases & Requirements . . . . .	195
G01 - Status Notification . . . . .	195
G02 - Heartbeat . . . . .	197
G03 - Change Availability EVSE/Connector . . . . .	199
G04 - Change Availability Charging Station . . . . .	201
G05 - Lock Failure . . . . .	203
H. Reservation . . . . .	204
1. Introduction . . . . .	205
2. Use cases & Requirements . . . . .	206
H01 - Reservation . . . . .	206
H02 - Cancel Reservation . . . . .	210
H03 - Use a reserved EVSE . . . . .	211
H04 - Reservation Ended, not used . . . . .	215
I. Tariff And Cost . . . . .	216
1. Introduction . . . . .	217
1.1. Why no structured tariff information? . . . . .	217
2. Use cases & Requirements . . . . .	218
I01 - Show EV Driver-specific Tariff Information . . . . .	218
I02 - Show EV Driver Running Total Cost During Charging . . . . .	219
I03 - Show EV Driver Final Total Cost After Charging . . . . .	220
I04 - Show Fallback Tariff Information . . . . .	221
I05 - Show Fallback Total Cost Message . . . . .	222
I06 - Update Tariff Information During Transaction . . . . .	223
J. Meter Values . . . . .	225
1. Introduction . . . . .	226
2. Configuration . . . . .	227
2.1. Transaction Meter Values . . . . .	227
2.2. Clock-Aligned Meter Values . . . . .	227
2.3. Multiple Locations/Phases . . . . .	228
2.4. Signed Meter Values . . . . .	228
2.5. Configuration Examples . . . . .	228
3. Use cases & Requirements . . . . .	230
3.1. MeterValues . . . . .	230
J01 - Sending Meter Values not related to a transaction . . . . .	230
J02 - Sending transaction related Meter Values . . . . .	233
3.2. ISO 15118 MeterValue signing . . . . .	235
J03 - Charging Loop with metering information exchange . . . . .	235
K. Smart Charging . . . . .	237
1. Introduction . . . . .	238
2. Types of Smart Charging . . . . .	239
2.1. Internal Load Balancing . . . . .	239
2.2. Central Smart Charging . . . . .	239
2.3. Local Smart Charging . . . . .	239
2.4. External Smart Charging Control Signals . . . . .	240
3. Charging profiles . . . . .	241
3.1. Introduction . . . . .	241
3.2. Charging profile purposes . . . . .	241

3.3. Charging profile kind .....	241
3.4. Stacking charging profiles .....	242
3.5. Combining Charging Profile Purposes .....	242
3.6. Example Charging Profile .....	243
3.7. Avoiding Phase Conflicts .....	244
4. Smart Charging Signals to a Charging Station from Multiple Actors .....	246
5. Use cases & Requirements .....	247
5.1. General Smart Charging .....	247
K01 - SetChargingProfile .....	247
K02 - Central Smart Charging .....	252
K03 - Local Smart Charging .....	256
K04 - Internal Load Balancing .....	260
K05 - Remote Start Transaction with Charging Profile .....	261
K06 - Offline Behavior Smart Charging During Transaction .....	262
K07 - Offline Behavior Smart Charging at Start of Transaction .....	264
K08 - Get Composite Schedule .....	265
K09 - Get Charging Profiles .....	267
K10 - Clear Charging Profile .....	268
5.2. External Charging Limit based Smart Charging .....	271
K11 - Set / Update External Charging Limit With Ongoing Transaction .....	271
K12 - Set / Update External Charging Limit Without Ongoing Transaction .....	273
K13 - Reset / Release External Charging Limit .....	274
K14 - External Charging Limit with Local Controller .....	275
5.3. ISO 15118 based Smart Charging .....	278
K15 - Charging with load leveling based on High Level Communication .....	278
K16 - Renegotiation initiated by CSMS .....	281
K17 - Renegotiation initiated by EV .....	283
L. Firmware Management .....	287
1. Introduction .....	288
2. Use cases & Requirements .....	289
L01 - Secure Firmware Update .....	289
L02 - Non-Secure Firmware Update .....	295
L03 - Publish Firmware file on Local Controller .....	300
L04 - Unpublish Firmware file on Local Controller .....	302
M. Certificate Management .....	304
1. Introduction .....	305
2. ISO 15118 Certificates .....	308
2.1. ISO 15118 Certificate structure .....	308
2.2. Using ISO 15118 Certificates in OCPP .....	309
2.3. 15118 communication set-up .....	310
2.4. Certificate - Use Case mapping .....	310
3. Use cases from ISO 15118 relevant for OCPP .....	312
4. Use cases & Requirements .....	313
M01 - Certificate installation EV .....	313
M02 - Certificate Update EV .....	314
M03 - Retrieve list of available certificates from a Charging Station .....	315
M04 - Delete a specific certificate from a Charging Station .....	316
M05 - Install CA certificate in a Charging Station .....	317
M06 - Get V2G Charging Station Certificate status .....	319
N. Diagnostics .....	321
1. Introduction .....	322
2. Use cases & Requirements .....	323
2.1. Logging .....	323
N01 - Retrieve Log Information .....	323
2.2. Configure Monitoring .....	325
N02 - Get Monitoring report .....	326
N03 - Set Monitoring Base .....	328
N04 - Set Variable Monitoring .....	329
N05 - Set Monitoring Level .....	331

N06 - Clear / Remove Monitoring .....	332
2.3. Monitoring Events .....	333
N07 - Alert Event .....	333
N08 - Periodic Event .....	336
2.4. Customer Information .....	338
N09 - Get Customer Information .....	338
N10 - Clear Customer Information .....	339
O. Display Message .....	342
1. Introduction .....	343
2. Use cases & Requirements .....	344
O01 - Set DisplayMessage .....	344
O02 - Set DisplayMessage for Transaction .....	346
O03 - Get All DisplayMessages .....	348
O04 - Get Specific DisplayMessages .....	350
O05 - Clear a DisplayMessage .....	352
O06 - Replace DisplayMessage .....	353
P. DataTransfer .....	354
1. Introduction .....	355
2. Use cases & Requirements .....	356
P01 - Data Transfer to the Charging Station .....	356
P02 - Data Transfer to the CSMS .....	358
Messages, Datatypes & Enumerations .....	360
1. Messages .....	361
1.1. Authorize .....	361
1.2. BootNotification .....	361
1.3. CancelReservation .....	362
1.4. CertificateSigned .....	362
1.5. ChangeAvailability .....	363
1.6. ClearCache .....	363
1.7. ClearChargingProfile .....	364
1.8. ClearDisplayMessage .....	364
1.9. ClearedChargingLimit .....	365
1.10. ClearVariableMonitoring .....	365
1.11. CostUpdated .....	365
1.12. CustomerInformation .....	366
1.13. DataTransfer .....	366
1.14. DeleteCertificate .....	367
1.15. FirmwareStatusNotification .....	367
1.16. Get15118EVCertificate .....	368
1.17. GetBaseReport .....	369
1.18. GetCertificateStatus .....	369
1.19. GetChargingProfiles .....	369
1.20. GetCompositeSchedule .....	370
1.21. GetDisplayMessages .....	371
1.22. GetInstalledCertificateIds .....	371
1.23. GetLocalListVersion .....	371
1.24. GetLog .....	372
1.25. GetMonitoringReport .....	372
1.26. GetReport .....	373
1.27. GetTransactionStatus .....	373
1.28. GetVariables .....	374
1.29. Heartbeat .....	374
1.30. InstallCertificate .....	375
1.31. LogStatusNotification .....	375
1.32. MeterValues .....	375
1.33. NotifyChargingLimit .....	376
1.34. NotifyCustomerInformation .....	376
1.35. NotifyDisplayMessages .....	377
1.36. NotifyEVChargingNeeds .....	377

1.37. NotifyEVChargingSchedule	378
1.38. NotifyEvent	378
1.39. NotifyMonitoringReport	379
1.40. NotifyReport	379
1.41. PublishFirmware	379
1.42. PublishFirmwareStatusNotification	380
1.43. ReportChargingProfiles	380
1.44. RequestStartTransaction	381
1.45. RequestStopTransaction	382
1.46. ReservationStatusUpdate	382
1.47. ReserveNow	382
1.48. Reset	383
1.49. SecurityEventNotification	383
1.50. SendLocalList	384
1.51. SetChargingProfile	384
1.52. SetDisplayMessage	385
1.53. SetMonitoringBase	385
1.54. SetMonitoringLevel	386
1.55. SetNetworkProfile	387
1.56. SetVariableMonitoring	388
1.57. SetVariables	388
1.58. SignCertificate	389
1.59. StatusNotification	389
1.60. TransactionEvent	390
1.61. TriggerMessage	391
1.62. UnlockConnector	391
1.63. UnpublishFirmware	392
1.64. UpdateFirmware	392
2. Datatypes	394
2.1. ACChargingParametersType	394
2.2. AdditionalInfoType	394
2.3. APNType	394
2.4. AuthorizationData	395
2.5. CertificateHashDataChainType	395
2.6. CertificateHashDataType	395
2.7. ChargingLimitType	395
2.8. ChargingNeedsType	396
2.9. ChargingProfileCriterionType	396
2.10. ChargingProfileType	396
2.11. ChargingSchedulePeriodType	397
2.12. ChargingScheduleType	397
2.13. ChargingStationType	398
2.14. ClearChargingProfileType	398
2.15. ClearMonitoringResultType	399
2.16. ComponentType	399
2.17. ComponentVariableType	399
2.18. CompositeScheduleType	399
2.19. ConsumptionCostType	400
2.20. CostType	400
2.21. DCChargingParametersType	400
2.22. EventDataType	401
2.23. EVSEType	401
2.24. FirmwareType	402
2.25. GetVariableDataType	402
2.26. GetVariableResultType	402
2.27. IdTokenInfoType	403
2.28. IdTokenType	403
2.29. LogParametersType	404
2.30. MessageContentType	404

2.31. MessageInfoType	404
2.32. MeterValueType	405
2.33. ModemType	405
2.34. MonitoringDataType	405
2.35. NetworkConnectionProfileType	406
2.36. OCSPRequestDataType	406
2.37. RelativeTimeIntervalType	407
2.38. ReportDataType	407
2.39. SalesTariffEntryType	407
2.40. SalesTariffType	407
2.41. SampledValueType	408
2.42. SetMonitoringDataType	408
2.43. SetMonitoringResultType	409
2.44. SetVariableDataType	410
2.45. SetVariableResultType	411
2.46. SignedMeterValueType	411
2.47. StatusInfoType	411
2.48. TransactionType	412
2.49. UnitOfMeasureType	412
2.50. VariableAttributeType	412
2.51. VariableCharacteristicsType	413
2.52. VariableMonitoringType	414
2.53. VariableType	414
2.54. VPNTType	415
3. Enumerations	416
3.1. APNAuthenticationEnumType	416
3.2. AttributeEnumType	416
3.3. AuthorizationStatusEnumType	416
3.4. AuthorizeCertificateStatusEnumType	416
3.5. BootReasonEnumType	417
3.6. CancelReservationStatusEnumType	417
3.7. CertificateActionEnumType	417
3.8. CertificateSignedStatusEnumType	418
3.9. CertificateSigningUseEnumType	418
3.10. ChangeAvailabilityStatusEnumType	418
3.11. ChargingLimitSourceEnumType	418
3.12. ChargingProfileKindEnumType	418
3.13. ChargingProfilePurposeEnumType	419
3.14. ChargingProfileStatusEnumType	419
3.15. ChargingRateUnitEnumType	419
3.16. ChargingStateEnumType	420
3.17. ClearCacheStatusEnumType	420
3.18. ClearChargingProfileStatusEnumType	420
3.19. ClearMessageStatusEnumType	420
3.20. ClearMonitoringStatusEnumType	421
3.21. ComponentCriterionEnumType	421
3.22. ConnectorEnumType	421
3.23. ConnectorStatusEnumType	422
3.24. CostKindEnumType	422
3.25. CustomerInformationStatusEnumType	422
3.26. DataEnumType	423
3.27. DataTransferStatusEnumType	423
3.28. DeleteCertificateStatusEnumType	423
3.29. DisplayMessageStatusEnumType	423
3.30. EnergyTransferModeEnumType	424
3.31. EventNotificationEnumType	424
3.32. EventTriggerEnumType	424
3.33. FirmwareStatusEnumType	425
3.34. GenericDeviceModelStatusEnumType	425

3.35. GenericStatusEnumType	425
3.36. GetCertificateIdUseEnumType	426
3.37. GetCertificateStatusEnumType	426
3.38. GetChargingProfileStatusEnumType	426
3.39. GetDisplayMessagesStatusEnumType	426
3.40. GetInstalledCertificateStatusEnumType	427
3.41. GetVariableStatusEnumType	427
3.42. HashAlgorithmEnumType	427
3.43. IdTokenEnumType	427
3.44. InstallCertificateStatusEnumType	428
3.45. InstallCertificateUseEnumType	428
3.46. Iso15118EVCertificateStatusEnumType	428
3.47. LocationEnumType	428
3.48. LogEnumType	429
3.49. LogStatusEnumType	429
3.50. MeasurandEnumType	429
3.51. MessageFormatEnumType	430
3.52. MessagePriorityEnumType	431
3.53. MessageStateEnumType	431
3.54. MessageTriggerEnumType	431
3.55. MonitorEnumType	432
3.56. MonitoringBaseEnumType	432
3.57. MonitoringCriterionEnumType	432
3.58. MutabilityEnumType	432
3.59. NotifyEVChargingNeedsStatusEnumType	433
3.60. OCPPInterfaceEnumType	433
3.61. OCPPTransportEnumType	433
3.62. OCPPVersionEnumType	433
3.63. OperationalStatusEnumType	434
3.64. PhaseEnumType	434
3.65. PublishFirmwareStatusEnumType	434
3.66. ReadingContextEnumType	435
3.67. ReasonEnumType	435
3.68. RecurrencyKindEnumType	436
3.69. RegistrationStatusEnumType	436
3.70. ReportBaseEnumType	436
3.71. RequestStartStopStatusEnumType	437
3.72. ReservationUpdateStatusEnumType	437
3.73. ReserveNowStatusEnumType	437
3.74. ResetEnumType	437
3.75. ResetStatusEnumType	437
3.76. SendLocalListStatusEnumType	438
3.77. SetMonitoringStatusEnumType	438
3.78. SetNetworkProfileStatusEnumType	438
3.79. SetVariableStatusEnumType	438
3.80. TransactionEventEnumType	439
3.81. TriggerMessageStatusEnumType	439
3.82. TriggerReasonEnumType	439
3.83. UnlockStatusEnumType	440
3.84. UnpublishFirmwareStatusEnumType	440
3.85. UpdateEnumType	440
3.86. UpdateFirmwareStatusEnumType	441
3.87. UploadLogStatusEnumType	441
3.88. VPNEnumType	441
Referenced Components and Variables	442
1. Controller Components	443
2. Referenced Components and Variables	444
General requirements	444
Shortcut notation for variables	444

2.1. General .....	444
2.2. Security related .....	454
2.3. Authorization related .....	457
2.4. Authorization Cache related .....	460
2.5. Local Authorization List Management related .....	462
2.6. Transaction related .....	464
2.7. Metering related .....	467
2.8. Reservation related .....	474
2.9. Smart Charging related .....	475
2.10. Tariff & Cost related .....	478
2.11. Diagnostics related .....	480
2.12. Display Message related .....	482
2.13. Charging Infrastructure related .....	484
2.14. ISO 15118 related .....	487

---

# Disclaimer

Copyright © 2010 – 2025 Open Charge Alliance. All rights reserved.

This document is made available under the *\*Creative Commons Attribution-NoDerivatives 4.0 International Public License\** (<https://creativecommons.org/licenses/by-nd/4.0/legalcode>).

# Generic

# Version History

Version	Date	Description
2.0.1 Edition 4	2025-12-03	OCPP 2.0.1 Edition 4. All errata from OCPP 2.0.1 Part 2 until and including Errata 2025-11 have been merged into this version of the specification.
2.0.1 Edition 3	2024-05-06	OCPP 2.0.1 Edition 3. All errata from OCPP 2.0.1 Part 2 until and including Errata 2024-04 have been merged into this version of the specification.
2.0.1 Edition 2	2022-12-15	OCPP 2.0.1 Edition 2. All errata from OCPP 2.0.1 Part 2 - Errata v2.0 have been merged into this version of the specification.
2.0.1	2020-03-31	Final version of OCPP 2.0.1
2.0	2018-04-11	OCPP 2.0 April 2018 First major release since 1.0. Lots of new/improved/revised functionality Revised documentation

# Chapter 1. Scope

This document defines the protocol used between a **Charging Station** and a **Charging Station Management System** in an EV charging infrastructure in the form of use cases. If the protocol requires a certain action or response from one side or the other, then this will be stated in this document.

This part of the specification does not define the communication technology. In order to ensure widespread compatibility OCPP 2.0.1 is limited to JSON. The specifications for the JSON implementation are in "Part 4 - JSON over WebSockets implementation guide".

## 1.1. OCPP 2.0.1

This specification defines version 2.0.1 of OCPP.

After the release of OCPP 2.0, some issues were found in OCPP 2.0. Some of these issues could not be fixed issuing errata to the specification text only, as has been done with OCPP 1.6, but required changes to the protocol's machine-readable schema definition files that cannot be backward compatible.

To prevent confusion in the market and possible interoperability issues in the field, OCA has decided to name this version: 2.0.1. OCPP 2.0.1 contains fixes for all the known issues, to date, not only the fixes to the messages.

This version replaces OCPP 2.0. OCA advises implementers of OCPP to no longer implement OCPP 2.0 and only use version 2.0.1 going forward.

As a rule, existing numbered requirements are only updated or removed, previously used requirements numbers are never reused for a totally different requirement.

Any mentions of "OCPP 2.0" refers to revision 2.0.1 unless specifically stated otherwise.

## 1.2. OCPP 2.0.1 Edition 4

A number of errata documents have been released for OCPP 2.0.1 Edition 3 that was released in 2024. These errata until and including Errata 2025-11 have been incorporated in this document, "OCPP-2.0.1\_edition4\_part2\_specification", such that it is no longer necessary to read these errata in addition to the specification. The incorporation of the errata in edition 4 does not affect any schemas of OCPP messages. Certain errata did contain changes to requirements or even new requirements, but only in cases where a requirement contains an obvious error and would not or could not be implemented as described. New requirements were only added when they were already implicitly there. These changes have been discussed in or were proposed by the Technology Working Group of the Open Charge Alliance.

The appendices of the OCPP 2.0.1 part 2 can be updated without requiring a new OCPP release. This mainly concerns the components and variables of the OCPP device model, which can be extended with new components or variables, as long as they are optional.

## Chapter 2. Conventions, Terminology and Abbreviations

### 2.1. Conventions

#### 2.1.1. Normative

All sections and appendices are normative, unless they are explicitly indicated to be informative.

#### 2.1.2. Requirements take precedence over text

Whenever there is any (apparent) conflict between narrative text, sequence diagrams, examples and requirements in the specification document, the requirements have precedence.

#### 2.1.3. Requirement Keywords

The key words "MUST", "MUST NOT", "REQUIRED", "SHALL", "SHALL NOT", "SHOULD", "SHOULD NOT", "RECOMMENDED", "MAY", and "OPTIONAL" in this document are to be interpreted as described in RFC-2119 [RFC2119], subject to the following additional clarification clause:

The phrase "valid reasons in particular circumstances" relating to the usage of the terms "SHOULD", "SHOULD NOT", "RECOMMENDED", and "NOT RECOMMENDED" is to be taken to mean technically valid reasons, such as the absence of necessary hardware to support a function from a Charging Station design: for the purposes of this specification it specifically excludes decisions made on commercial, or other non-technical grounds, such as cost of implementation, or likelihood of use.

#### 2.1.4. Primitive Datatypes

The specification mentions the following primitive datatypes:

Table 1. Primitive Datatypes

Datatype	Description
string	The characters defined in the UTF-8 character set are allowed to be used.
integer	32 bit (31 bit resolution, 1 sign bit) No leading 0's No plus sign Allowed value examples: 1234, -1234 Not Allowed: 01234, +1234
decimal	For data being reported by the Charging Station, the full resolution of the source data must be preserved. The decimal sent towards the Charging Station SHALL NOT have more than six decimal places.
identifierString	This is a case-insensitive dataType and can only contain characters from the following character set: a-z, A-Z, 0-9, '*', '_', '=', ':', '+', ' ', '@', ' '
dateTime	All time values exchanged between CSMS and Charging Station SHALL be formatted as defined in [RFC3339]. Additionally fractional seconds have been given an extra limit. The number of decimal places SHALL NOT exceed the maximum of 3. Example 1: 2019-04-12T23:20:50.52Z represents 20 minutes and 50.52 seconds after the 23rd hour of April 12th, 2019 in UTC. Example 2: 2019-12-19T16:39:57+01:00 represents 39 minutes and 57 seconds after the 16th hour of December 19th, 2019 with an offset of +01:00 from UTC (Central European Time).
passwordString	This is a UTF-8 encoded case-sensitive string that can only contain characters from the following character set: a-z, A-Z, 0-9, '*', '_', '=', ':', '+', ' ', '@', ' '
AnyType	Data without specified length or format.
boolean	Only allowed values: "false" and "true".

#### 2.1.5. Normal communication

Unless otherwise specified, all use cases and requirements assume normal communication between Charging Station and CSMS (Online).

## 2.1.6. Field description

In many cases, further explanation about how or when to use certain fields in messages and datatypes is given in the field description. See Chapter [Messages](#).

## 2.2. Terminology

### 2.2.1. General Terminology

This section contains the terminology that is used throughout this document.

Table 2. Terminology

Terminology	Description
<b>Application layer</b>	OSI-Layer 5-7.
<b>Authentication</b>	Authentication is the process of confirming an identity or attribute. When speaking about authentication one should distinguish between user authentication (e.g. sender/receiver) and message authentication.
<b>Block cipher</b>	Cryptographic primitive to encrypt/decrypt messages of fixed block length. Example: AES encrypts blocks of 128 bits (16 bytes) at a time.
<b>Cable Plugged in</b>	In this document this can mean the following: <ul style="list-style-type: none"> <li>- Cable fixed on Charging Station side, cable plugged in to EV</li> <li>- Cable plugged into the Charging Station and EV</li> <li>- Wireless Charger detects an EV</li> </ul>
<b>Certificate</b>	A digital certificate authenticates a public key or entity. See also Public-Key Infrastructure.
<b>Certificate Management Protocol</b>	An internet protocol used to manage X.509 digital certificates within a PKI. It is described in RFC 4210 and uses the certificate request message format (CRMF) described in RFC 4211.
<b>Charging Cable</b>	Cable assembly equipped with a, by the EV accepted, plug, intended to be used for the connection between an EV and an EVSE. One side may be permanently attached to the EVSE, or also be equipped with a plug that is accepted by the EVSE.
<b>Charging Loop</b>	In this specification the ISO 15118-2 definition of the charging loop is used: <i>the V2G messaging phase for controlling the charging process by ISO 15118</i> .
<b>Charging Profile</b>	Generic Charging Profile, used for different types of Profiles. Contains information about the Profile and holds the <a href="#">ChargingSchedule</a> .
<b>Charging Schedule</b>	Part of a Charging Profile. Defines a block of charging Power or Current limits. Can contain a start time and length.
<b>Charging Station</b>	The Charging Station is the physical system where EVs can be charged. A Charging Station has one or more EVSEs.
<b>Composite Charging Schedule</b>	The charging schedule as calculated by the Charging Station. It is the result of the calculation of all active schedules and possible local limits present in the Charging Station. Local Limits might be taken into account.
<b>Confidentiality</b>	Only authorized entities may access confidential data. To protect data from unauthorized access it can be encrypted. Then only entities with access to the secret keys can access the data after decrypting it.
<b>Connector</b>	The term Connector, as used in this specification, refers to an independently operated and managed electrical outlet on a Charging Station. In other words, this corresponds to a single physical Connector. In some cases an EVSE may have multiple physical socket types and/or tethered cable/Connector arrangements(i.e. Connectors) to facilitate different vehicle types (e.g. four-wheeled EVs and electric scooters).
<b>Contact</b>	An electrically controlled switching device, typically used by Charging Stations to switch charging power on/off.
<b>Contract Certificate</b>	A valid certificate for a charging contract in an EV for 15118 communication.
<b>Control Pilot signal</b>	A signal used by a Charging Station to inform an EV of a maximum current limit, as defined by <a href="#">IEC61851-1</a> .
<b>Cost</b>	Cost to be paid by an EV Driver for consumed energy/time etc. Including taxes.
<b>Cryptographic hash function</b>	Cryptographic hash functions should behave as one-way functions. They must be preimage resistant, 2nd preimage resistant, and collision-resistant. Changes in the input must produce explicitly different results in the output. Example: SHA-256. See also ENISA, reference <a href="#">OCPP Security [1]</a> .

Terminology	Description
<b>Cryptography</b>	The ENISA Algorithms, Key Sizes and Parameters Report ( <a href="#">OCPP Security [1]</a> ) provides an overview of the current state of the art.
<b>CSMS</b>	Charging Station Management System. The system that manages Charging Stations and has the information for authorizing Users for using its Charging Stations.
<b>Data Integrity</b>	See Integrity and Message authentication.
<b>Digital Signature</b>	Authenticates the sender. In practice digital signatures are implemented using elliptic curves (EC).
<b>Encryption</b>	Using a cryptographic scheme, the message is mapped to a random-looking undecipherable string (ciphertext). Decryption reverses the encryption process and can only be performed with the corresponding decryption key. This decryption key is either the same as the encryption key (symmetric cryptography) or the private key in a public-key cryptosystem. The confidentiality of the message can be guaranteed only while the keys are kept secret.
<b>Energy Management System</b>	A device that manages the local loads (consumption and production) based on local and/or contractual constraints and/or contractual incentives. It has additional inputs, such as sensors and controls from e.g. PV, battery storage.
<b>Energy Offer Period</b>	Time during which a Charging Station is ready and willing to offer energy to an EV.
<b>Energy Transfer Period</b>	Time during which an EV chooses to take offered energy, or return it.
<b>EVSE</b>	EVSE stands for "EV Supply Equipment". An EVSE is considered to be an independently operated and managed part of the Charging Station that can deliver energy to one EV at a time.
<b>Hash function</b>	Function that maps a message to a bit string of fixed length (hash value). See also cryptographic hash function.
<b>Hash value</b>	Output of a (cryptographic) hash function. The length is fixed in the specs of the hash function.
<b>High level communication</b>	Bidirectional digital communication using protocol and messages and physical and data link layers specified in ISO 15118 series <a href="#">[ISO15118-1]</a>
<b>Idle State</b>	In both use cases and sequence diagrams, <i>Idle</i> state is referred as the state in which a Charging Station is not performing any use case related tasks. Condition during which the equipment can promptly provide a primary function but is not doing so.
<b>Integrity</b>	Data cannot be altered without authorization. See also Message authentication.
<b>Local Controller</b>	A logical entity between a CSMS and one or more Charging Stations that has the ability to control charging of a group of Charging Stations based on the input from the CSMS, and can send messages to its Charging Stations, independently of the CSMS.
<b>Master Pass</b>	IdToken that can be used to stop any (or all) ongoing transactions. This can be used by for example law enforcement personal to stop a transaction.
<b>Master Pass UI</b>	Master Pass User Interface, this might be a full color touchscreen, but might also be just a couple of buttons and LEDs and/or sounds that enable a user to select transactions to be stopped.
<b>Message authentication</b>	Messages should be protected against unauthorized modifications. The message should always be sent together with an authentication tag providing its authenticity. Such an authentication tag can be the second output of an authenticated cipher such as AES-CCM or AES-GCM or a message authentication code.
<b>Mode of Operation</b>	A mode of operation specifies how the message blocks are processed by the block cipher. Using a block cipher in CBC or CTR mode provides encryption only, whereas using a block cipher in CCM or GCM mode encrypts the plaintext and produces a message authentication tag for the ciphertext.
<b>OCPP-J</b>	OCPP via JSON over WebSocket.
<b>Offline</b>	There is no communication possible between the Charging Station and CSMS. For an OCPP-J connection this means the WebSocket connection is not open.
<b>Password authentication</b>	The user proves his/her identity using a password or PIN.
<b>Phase Rotation</b>	Defines the wiring order of the phases between the electrical meter (or if absent, the grid connection), and the Charging Station Connector.
<b>Price</b>	Specific price tag of a single tariff entry, for example: 0.35 per kWh incl. 18% VAT.

Terminology	Description
<b>Public-key cryptography</b>	"Cryptographic scheme where a public key is published and henceforth can be used for encryption of messages or verification of digital signatures. Each public key has a counterpart, the corresponding private key. This key must be kept secret and is used for decryption or digital signing of messages. Public-key primitives have a high computational complexity for encryption and therefore are mostly used as part of a hybrid encryption scheme where the public key is used to communicate a common symmetric session key under which all further communication is encrypted. Certificates administered by a public-key infrastructure are used to establish the authenticity of the public key. See also ENISA, reference <a href="#">OCPP Security [12]</a> . The most popular public-key encryption scheme is RSA. Digital signatures can be generated most efficiently with elliptic-curve based (EC) mechanisms."
<b>Public-key infrastructure</b>	System to generate, administer, and revoke certificates.
<b>Resume regular transaction</b>	Used in sequence diagrams to indicate that this use case/sequence diagram has ended, but the transaction has not ended and will continue, but that is outside of scope of that specific use case.
<b>Requirement</b>	Provision that conveys criteria to be fulfilled. ISO/IEC Guide 2:2004, 7.5.
<b>Security Event</b>	Any event relevant to the secure operation of the device.
<b>Security Function</b>	Any function on the device that is needed for it to be operated securely, including access control, authentication, and encryption.
<b>Session</b>	A Session in OCPP is a general term that refers to the charging process of an EV, that might include a Transaction.
<b>Session key</b>	Symmetric key with a limited lifetime.
<b>Symmetric cryptography</b>	Sender and receiver hold the same key. Examples for symmetric primitives are block ciphers or MACs.
<b>Transaction</b>	A transaction in OCPP is a part of the complete process of charging an EV that starts and stops based on configurable parameters. These configurable parameters refer to moments in the charging process, such as the EV being connected or the EV driver being authorized.
<b>Tariff</b>	Collection of prices depending on charging time, power usage and other price affecting parameters.
<b>Use case</b>	A use case is a structured way of describing the (inter)actions necessary to achieve a certain objective. In this document, a use case consists of an actor list, a scenario description, postconditions and a sequence diagram and is always followed by a list of numbered requirements.
<b>User Authentication</b>	Verification of the identity of the communication partners (e.g., user on the device). Moreover, verification that the communication partners are still alive throughout a session.

## 2.2.2. ISO 15118 and OCPP terminology mapping

*This section is informative.*

The ISO 15118 terminology is more comprehensive when referring to specific components within EVs and Charging Stations. The following table shows a "mapping" of these terms.

Table 3. ISO 15118 and OCPP terminology mapping

ISO 15118	OCPP
ChargingProfile (contains the power over time the EV is planned to consume)	Loosely corresponds to ChargingSchedule in NotifyEVChargingSchedule message.
SASchedule (the power limits from a secondary actor for charging an EV for a specific time)	Loosely corresponds to ChargingProfile in SetChargingProfile message.
EVCC (i.e. Electric Vehicle Communication Controller)	Controller in the EV that is used for ISO 15118 communication.
Outlet	Connector
SECC (i.e. Supply Equipment Communication Controller)	Controller in the EVSE of the Charging Station that is used for ISO 15118 communication.
SA (i.e. Secondary Actor)	CSMS (or other backend systems)

## 2.3. Abbreviations

## 2.3.1. General Abbreviations

This section contains the abbreviations that are used throughout this document.

Table 4. Abbreviations

Abbreviation	Description
<b>AES</b>	Advanced Encryption Standard. Original name for this block cipher was Rijndael named after its designers Vincent Rijmen and Joan Daemen.
<b>BEV</b>	Battery Electric Vehicle
<b>CMP</b>	Certificate Management Protocol
<b>CS</b>	Charging Station
<b>CSL</b>	Comma Separated List
<b>CSMS</b>	Charging Station Management System
<b>CSO</b>	Charging Station Operator, equivalent to Charge Point Operator (CPO)
<b>DER</b>	Distributed Energy Resource
<b>DHCP</b>	Dynamic Host Configuration Protocol
<b>DNS</b>	Domain Name System
<b>DSO</b>	Distribution System Operator
<b>DST</b>	Daylight Saving Time
<b>EC</b>	Elliptic Curve. See also ENISA, reference <a href="#">OCPP Security [1]</a>
<b>ECDSA</b>	Elliptic Curve Digital Signature Algorithm.
<b>EMS</b>	Energy Management System
<b>ENISA</b>	European Union Agency for Network and Information Security.
<b>EV</b>	Electric Vehicle
<b>EVSE</b>	EV Supply Equipment <a href="#">IEC61851-1</a>
<b>FQDN</b>	Fully Qualified Domain Name
<b>FTP(S)</b>	File Transport Protocol (Secure)
<b>HTTP(S)</b>	HyperText Transport Protocol (Secure)
<b>ICCID</b>	Integrated Circuit Card Identifier
<b>IMSI</b>	International Mobile Subscription Identity
<b>JSON</b>	JavaScript Simple Object Notation
<b>MAC</b>	Message authentication code. Provides data integrity. Examples: CMAC, GMAC. See also ENISA, reference <a href="#">OCPP Security [1]</a> .
<b>NAT</b>	Network Address Translation
<b>NIST</b>	National Institute of Standards and Technology.
<b>NTP</b>	Network Time Protocol
<b>PDU</b>	Protocol Data Unit
<b>PHEV</b>	Plugin Hybrid Electric Vehicle
<b>RDN</b>	Relative Distinguished Name
<b>RSA</b>	Public-key cryptosystem named after its inventors Rivest, Shamir, and Adleman.
<b>RSA-PSS</b>	RSA-PSS is a new signature scheme that is based on the RSA cryptosystem and provides increased security assurance. It was added in version 2.1 of PKCS #1, following reference <a href="#">OCPP Security [23]</a>
<b>RST</b>	3 phase power connection, Standard Reference Phasing
<b>RTS</b>	3 phase power connection, Reversed Reference Phasing
<b>SRT</b>	3 phase power connection, Reversed 240 degree rotation
<b>STR</b>	3 phase power connection, Standard 120 degree rotation
<b>TRS</b>	3 phase power connection, Standard 240 degree rotation
<b>TSR</b>	3 phase power connection, Reversed 120 degree rotation
<b>SC</b>	Smart Charging
<b>TLS</b>	Transport Layer Security
<b>TSO</b>	Transmission System Operator
<b>URI</b>	Uniform Resource Identifier RFC-3986 <a href="#">[RFC3986]</a>

Abbreviation	Description
<b>URL</b>	Uniform Resource Locator - refers to the subset of URIs that, in addition to identifying a resource, provide a means of locating the resource by describing its primary access mechanism (e.g., its network "location").
<b>UTC</b>	Coordinated Universal Time
<b>WAN</b>	Wide Area Network.

## 2.3.2. ISO 15118 Abbreviations

This section contains the abbreviations from ISO 15118 that are used in this document.

Table 5. ISO 15118 Abbreviations

<b>EIM</b>	External Identification Means
<b>EMAID</b>	E-Mobility Account Identifier
<b>EVCC</b>	EV Communication Controller
<b>HLC</b>	High Level Communication
<b>HMI</b>	Human Machine Interface
<b>LAN</b>	Local Area Network
<b>MO</b>	Mobility Operator
<b>OEM</b>	Original Equipment Manufacturer
<b>OCSP</b>	Online Certificate Status Protocol
<b>PWM</b>	Pulse Width Modulation
<b>SA</b>	Secondary Actor
<b>SECC</b>	Supply Equipment Communication Controller
<b>V2G</b>	Vehicle to Grid

## 2.4. Actors

*This section is informative.*

In OCPP, system actors are covering functions or devices.

Table 6. Actors

Actor name	Actor type	Actor description
EV Driver	Actor	The Driver of an EV who wants to charge the EV at a Charging Station.
Connector	Device	The term "Connector", as used in this specification, refers to an independently operated and managed electrical outlet on a Charging Station. In other words, this corresponds to a single physical Connector. In some cases an EVSE may have multiple Connectors: for example a DC EVSE with a CCS2 and a CHAdeMO connector).
CSMS	System	Charging Station Management System: manages Charging Stations and has the information for authorizing Users for using its Charging Stations.
Charging Station	Device	The Charging Station is the physical system where an EV can be charged. A Charging Station has one or more EVSEs.
Charging Station Operator	Actor	A party that manages a CSMS.
Electric Vehicle	Device	An electric vehicle (EV) is a type of vehicle that is powered by one or more electric motors, using energy stored in rechargeable batteries.
Local Controller	Device	A logical entity logically placed between a CSMS and one or more Charging Stations that has the ability to control charging of a group of Charging Stations based on the input from the CSMS and/or external systems.
External Control System	Actor	An external system that may impose charging limits/constraints on the Charging Station or CSMS, for example a DSO or EMS.

## 2.5. References

### 2.5.1. Generic references

Table 7. References

Reference	Description
[DNP3]	Distributed Network Protocol. <a href="https://www.dnp.org/About/Overview-of-DNP3-Protocol">https://www.dnp.org/About/Overview-of-DNP3-Protocol</a>
[EN50549-1]	EN 50549-1:2019 Requirements for generating plants to be connected in parallel with distribution networks - Part 1: Connection to a LV distribution network - Generating plants up to and including Type B
[IEC60870-5-104]	Communication networks and systems for power utility automation - Part 7-420: Basic communication structure - Distributed energy resources logical nodes, <a href="https://webstore.iec.ch/publication/3755">https://webstore.iec.ch/publication/3755</a>
[IEC61850-7-420]	Communications standard for distributed energy resources (DER). <a href="https://webstore.iec.ch/publication/6019">https://webstore.iec.ch/publication/6019</a>
[IEC61851-1]	"IEC 61851-1 2017: EV conductive charging system - Part 1: General requirements" <a href="https://webstore.iec.ch/publication/33644">https://webstore.iec.ch/publication/33644</a>
[IEC62196]	IEC 62196: Plugs, socket-outlets, vehicle couplers and vehicle inlets - Conductive charging of electric vehicles. <a href="https://webstore.iec.ch/publication/6582">https://webstore.iec.ch/publication/6582</a>
[ISO15118-1]	Road vehicles - Vehicle to grid communication interface - Part 1: General information and use case definition, <a href="https://webstore.iec.ch/publication/29264">https://webstore.iec.ch/publication/29264</a>
[ISO15118-2]	Road vehicles - Vehicle to grid communication interface - Part 2: Network and application protocol requirements, First edition, 2014-04-01. <a href="https://webstore.iec.ch/publication/9273">https://webstore.iec.ch/publication/9273</a>
[ISO4217]	"ISO 4217: Currency codes" <a href="http://www.iso.org/iso/home/standards/currency_codes.htm">http://www.iso.org/iso/home/standards/currency_codes.htm</a>
[OCPP2.0.1-PART4]	"OCPP 2.0.1: Part 4 - JSON over WebSockets implementation guide". <a href="http://www.openchargealliance.org/downloads/">http://www.openchargealliance.org/downloads/</a>
[OpenADR]	"Open Automated Demand Response" <a href="http://www.openadr.org/">http://www.openadr.org/</a>
[RFC1321]	"The MD5 Message-Digest Algorithm" <a href="https://tools.ietf.org/html/rfc1321">https://tools.ietf.org/html/rfc1321</a>
[RFC2119]	"Key words for use in RFCs to Indicate Requirement Levels". S. Bradner. March 1997. <a href="http://www.ietf.org/rfc/rfc2119.txt">http://www.ietf.org/rfc/rfc2119.txt</a>
[RFC3339]	"Date and Time on the Internet: Timestamps" <a href="https://tools.ietf.org/html/rfc3339">https://tools.ietf.org/html/rfc3339</a>
[RFC3986]	"Uniform Resource Identifier (URI): Generic Syntax" <a href="https://tools.ietf.org/html/rfc3986">https://tools.ietf.org/html/rfc3986</a>
[RFC5646]	"Tags for Identifying Languages" <a href="https://tools.ietf.org/html/rfc5646">https://tools.ietf.org/html/rfc5646</a>

### 2.5.2. Security related references

Table 8. Security related references

Reference	Description
[1]	ENISA European Network and Information Security Agency, Algorithms, key size and parameters report 2014, 2014. (last accessed on 17 January 2016) <a href="https://www.enisa.europa.eu/publications/algorithms-key-size-and-parameters-report-2014">https://www.enisa.europa.eu/publications/algorithms-key-size-and-parameters-report-2014</a>
[2]	National Institute of Standards and Technology. FIPS PUB 140-2, Security Requirements for Cryptographic Modules, May 2001. <a href="http://nvlpubs.nist.gov/nistpubs/FIPS/NIST.FIPS.140-2.pdf">http://nvlpubs.nist.gov/nistpubs/FIPS/NIST.FIPS.140-2.pdf</a>
[3]	Cooper, D., et al., Internet X.509 Public Key Infrastructure Certificate and Certificate Revocation List (CRL) Profile, Internet Engineering Task Force, Request for Comments 5280, May 2008, <a href="http://www.ietf.org/rfc/rfc5280.txt">http://www.ietf.org/rfc/rfc5280.txt</a>
[4]	Dierks, T. and Rescorla, E., The Transport Layer Security (TLS) Protocol Version 1.2, Internet Engineering Task Force, Request for Comments 5246, August 2008, <a href="http://www.ietf.org/rfc/rfc5246.txt">http://www.ietf.org/rfc/rfc5246.txt</a>
[5]	Eastlake, D., Transport Layer Security (TLS) Extensions: Extension Definitions, Internet Engineering Task Force, Request for Comments 6066, January 2011, <a href="http://www.ietf.org/rfc/rfc6066.txt">http://www.ietf.org/rfc/rfc6066.txt</a>
[6]	McGrew, D. and Bailey, D., AES-CCM Cipher Suites for Transport Layer Security (TLS), Internet Engineering Task Force, Request for Comments 6655, July 2012, <a href="http://www.ietf.org/rfc/rfc6655.txt">http://www.ietf.org/rfc/rfc6655.txt</a>
[7]	Rescorla E. et al., Transport Layer Security (TLS) Renegotiation Indication Extension, Internet Engineering Task Force, Request for Comments 5746, February 2010, <a href="http://www.ietf.org/rfc/rfc5746.txt">http://www.ietf.org/rfc/rfc5746.txt</a>

Reference	Description
[8]	"Russel Housley, Tim Polk, Warwick Ford, and David Solo. Internet Public Key Infrastructure: X.509 Certificate and Certificate Revocation List (CRL) Profile, RFC 3280, April 2002." <a href="https://www.ietf.org/rfc/rfc3280.txt">https://www.ietf.org/rfc/rfc3280.txt</a>
[9]	Pettersen. "The Transport Layer Security (TLS) Multiple Certificate Status Request Extension." RFC 6961, June 2013. <a href="https://tools.ietf.org/html/rfc6961">https://tools.ietf.org/html/rfc6961</a> .
[10]	Hollenbeck, S., "Transport Layer Security Protocol Compression Methods", RFC 3749, May 2004. <a href="https://www.ietf.org/rfc/rfc3749.txt">https://www.ietf.org/rfc/rfc3749.txt</a>
[11]	National Institute of Standards and Technology. Annex C: Approved Random Number Generators for FIPS PUB 140-2 [25], February 2012. <a href="https://csrc.nist.gov/csrc/media/publications/fips/140/2/final/documents/fips1402annexc.pdf">https://csrc.nist.gov/csrc/media/publications/fips/140/2/final/documents/fips1402annexc.pdf</a>
[12]	Bundesamt für Sicherheit in der Informationstechnik: Anwendungshinweise und Interpretationen zum Schema, AIS 20, Funktionalitätsklassen und Evaluationsmethodologie für deterministische Zufallszahlengeneratoren, Version 3.0, Bonn, Germany, May 2013. (in German) <a href="https://www.bsi.bund.de/SharedDocs/Downloads/DE/BSI/Zertifizierung/Interpretationen/AIS_20_pdf.html">https://www.bsi.bund.de/SharedDocs/Downloads/DE/BSI/Zertifizierung/Interpretationen/AIS_20_pdf.html</a>
[13]	Bundesamt für Sicherheit in der Informationstechnik: Anwendungshinweise und Interpretationen zum Schema, AIS 31, Funktionalitätsklassen und Evaluationsmethodologie für physikalische Zufallszahlengeneratoren, Version 3.0, Bonn, Germany, May 2013. (in German) <a href="https://www.bsi.bund.de/SharedDocs/Downloads/DE/BSI/Zertifizierung/Interpretationen/AIS_31_pdf.html">https://www.bsi.bund.de/SharedDocs/Downloads/DE/BSI/Zertifizierung/Interpretationen/AIS_31_pdf.html</a>
[14]	"OWASP - Transport Layer Protection Cheat Sheet. <a href="https://www.owasp.org/index.php/Transport_Layer_Protection_Cheat_Sheet#Extended_Validation_Certificates">https://www.owasp.org/index.php/Transport_Layer_Protection_Cheat_Sheet#Extended_Validation_Certificates</a> "
[15]	P. Hoffman and W.C.A. Wijngaards, Elliptic Curve Digital Signature Algorithm (DSA) for DNNSEC, Internet Engineering Task Force (IETF) RFC 6605, April 2012. <a href="http://www.ietf.org/rfc/rfc6605.txt">http://www.ietf.org/rfc/rfc6605.txt</a>
[16]	Adams, C., Farrell, S., Kause, T., and T. Mononen, "Internet X.509 Public Key Infrastructure Certificate Management Protocol (CMP)", RFC 4210, September 2005. <a href="https://www.ietf.org/rfc/rfc4210.txt">https://www.ietf.org/rfc/rfc4210.txt</a>
[17]	National Institute of Standards and Technology. Special Publication 800-57 Part 1 Rev. 4, Recommendation for Key Management. January 2016. <a href="https://csrc.nist.gov/publications/detail/sp/800-57-part-1/rev-4/final">https://csrc.nist.gov/publications/detail/sp/800-57-part-1/rev-4/final</a>
[18]	RFC 2617. HTTP Authentication: Basic and Digest Access Authentication. <a href="https://www.ietf.org/rfc/rfc2617.txt">https://www.ietf.org/rfc/rfc2617.txt</a>
[19]	RFC 5280. Internet X.509 Public Key Infrastructure Certificate and Certificate Revocation List (CRL) Profile. <a href="https://www.ietf.org/rfc/rfc5280.txt">https://www.ietf.org/rfc/rfc5280.txt</a>
[20]	OCPP 1.6. Interface description between Charging Station and CSMS. October 2015. <a href="http://www.openchargealliance.org/downloads/">http://www.openchargealliance.org/downloads/</a>
[21]	Eekelen, M. van, Poll, E., Hubbers, E., Vieira, B., Broek, F. van den: An end-to-end security design for smart EV-charging for Enexis and ElaadNL by LaQuSo1. December 2, 2014. <a href="https://www.elaad.nl/smart-charging-end2end-security-design/">https://www.elaad.nl/smart-charging-end2end-security-design/</a>
[22]	RFC 2986. PKCS #10: Certification Request Syntax Specification, Version 1.7. <a href="https://www.ietf.org/rfc/rfc2986.txt">https://www.ietf.org/rfc/rfc2986.txt</a>
[23]	RSA-PSS. <a href="https://tools.ietf.org/html/rfc8017">https://tools.ietf.org/html/rfc8017</a>
[24]	Santesson, et al. "X.509 Internet Public Key Infrastructure Online Certificate Status Protocol - OCSP" RFC 6960. June 2013. <a href="https://tools.ietf.org/html/rfc6960">https://tools.ietf.org/html/rfc6960</a>
[25]	RFC 2818. HTTP Over TLS. <a href="https://tools.ietf.org/html/rfc2818">https://tools.ietf.org/html/rfc2818</a>

## 2.6. Definition of Transaction

*This section is informative.*

To support as many business cases as possible, and to prevent too many messages being sent when not needed for certain business cases, OCPP 2.0.1 supports flexible configuration of the start and stop of a transaction. This makes it possible to define the start and stop of a transaction depending on market demands.

See: [Flexible transaction start/stop](#) for more information.

### 2.6.1. Transaction in relation to Energy Transfer Period

The [Energy Transfer Period](#) is a period of time during which energy is transferred between the EV and the EVSE. There MAY be multiple Energy Transfer Periods during a [Transaction](#).

Multiple Energy Transfer Periods can be separated by either:

- an EVSE-initiated suspense of transfer during which the EVSE does not offer energy transfer, or;
- an EV-initiated suspense of transfer during which the EV remains electrically connected to the EVSE, or;
- an EV-initiated suspense of transfer during which the EV is not electrically connected to the EVSE.

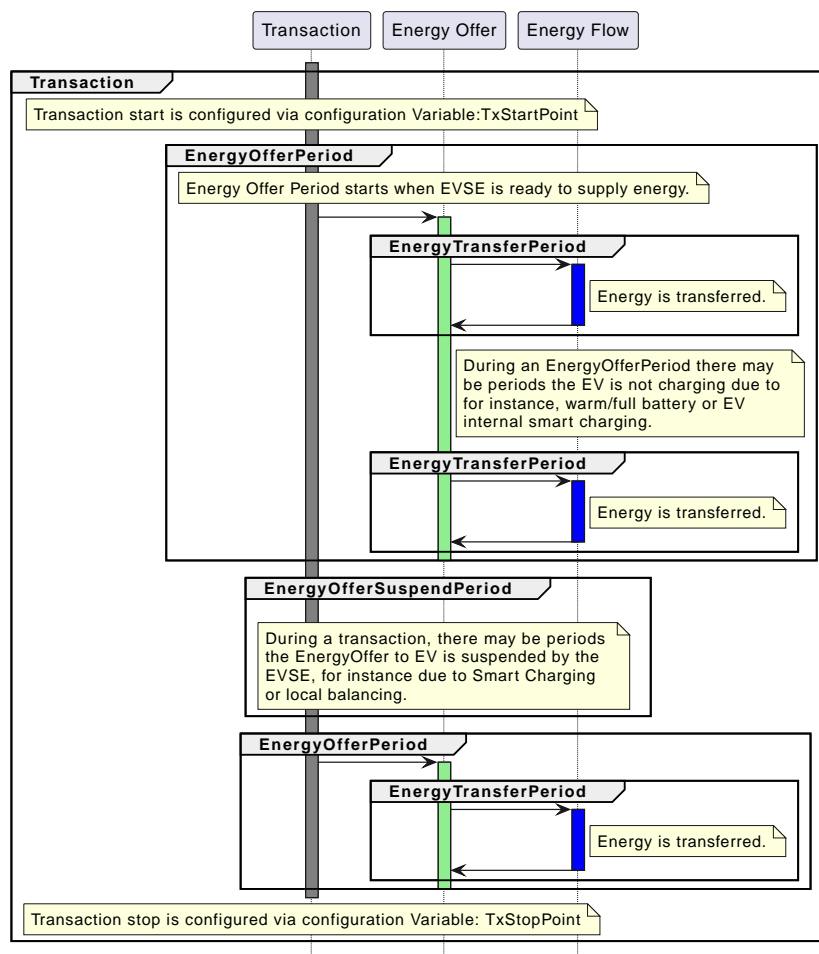


Figure 1. OCPP Charging Transaction definition

## 2.7. ISO 15118 support

*This section is informative.*

This version of OCPP supports ISO 15118 authorization (also called "Plug and Charge") and ISO 15118 based Smart Charging. (See [\[ISO15118-2\]](#)) Furthermore it describes how to install and update ISO 15118 certificates. These 3 functionalities are not included as one functional block, but are included in multiple chapters throughout the specification. ISO 15118 authorization is included in the functional block Authorization and the Smart Charging use cases for ISO 15118 are included in the chapter Smart Charging. Certificate handling is described in a separate functional block.

Implementors of 15118 need to be aware of timeout constraints enforced by 15118, see [\[ISO15118-2\]](#) (Page: 127, Table: 109)

For reference, the current timing constraints for ISO 15118-2:2014 are:

Table 9. ISO 15118-2 Timing constraints

Timeout	Default
Sequence Timeouts	60 seconds
Sequence Performance Timeouts	40 seconds
PaymentDetailsReq/Res	4.5 seconds
AuthorizationReq/Res	1.5 seconds
CertificateUpdateReq/Res	4.5 seconds
CertificateInstallationReq/Res	4.5 seconds

## Chapter 3. Generic Requirements

*This section is normative.*

The generic requirements build the basis for defining the use case elements described in the Functional Blocks.

**IMPORTANT** | This section requires knowledge of chapter 4 in Part 4 of the specification ([\[ref-ocpp20-part4\]](#)).

Table 10. Generic requirements

ID	Precondition	Requirement definition	Note
FR.01		The sender of a <message>Request SHALL wait for a <message>Response or a timeout, before sending another request message.	
FR.02	When the Charging Station receives a valid OCPP request message according to the JSON schemas / RPC Framework AND the other system is not causing a security violation	The Charging Station SHALL respond with a RPC Framework: CALLRESULT.	If the Charging Station/CSMS needs to provide additional information, this can be done in the <i>statusInfo</i> element of the response message.
FR.03	When the Charging Station/CSMS receives an invalid OCPP request message according to the JSON schemas / RPC Framework OR the other system causes a security violation	The Charging Station/CSMS SHALL respond with a RPC Framework: CALLERROR.	
FR.04	When the CSMS rejected the BootNotificationRequest from the Charging Station AND The Charging Station sends a message other than BootNotificationRequest	The CSMS SHALL respond with a RPC Framework: CALLERROR: SecurityError.	See use cases <a href="#">B02</a> and <a href="#">B03</a> for details.
FR.05	There are a few messages that do not provide their result in the response message, but send one or more messages that contain the result. When one of the following messages is received; GetReport, GetBaseReport, GetMonitoringReport, GetDisplayMessages, CustomerInformation, GetChargingProfiles, GetLog, UpdateFirmware, PublishFirmware, TriggerMessage(<message>)	The Charging Station SHALL acknowledge the requests in the list below with a response message (shown after the arrow "→") with the same <i>requestId</i> as the request: GetReport → NotifyReport GetBaseReport → NotifyReport GetMonitoringReport → NotifyMonitoringReport GetDisplayMessages → NotifyDisplayMessage CustomerInformation → NotifyCustomerInformation GetChargingProfiles → ReportChargingProfiles GetLog → LogStatusNotification UpdateFirmware → FirmwareStatusNotification PublishFirmware → PublishFirmwareStatusNotification TriggerMessage(<message>) → <requested message>	The CSMS needs to know that a request for <i>requestId</i> = X was accepted, so that it can expect result messages for this <i>requestId</i> . TriggerMessage does not have a <i>requestId</i> , but the requirement still applies in the sense that a TriggerMessageResponse must be sent before the sending the requested message.

## 3.1. Time Format Requirements

*This section is normative.*

All time values exchanged between CSMS and Charging Station SHALL be formatted as defined in RFC-3339 [RFC3339]. Additionally fractional seconds have been given an extra limit. The number of decimal places SHALL NOT exceed the maximum of 3. However, it is RECOMMENDED to omit fractional seconds entirely, because it is of limited use and omitting it reduces data usages.

It is strongly RECOMMENDED to exchange all time values between CSMS and Charging Station as UTC, with the time zone designator 'Z', as specified by RFC-3339 [RFC3339]. This will improve interoperability between CSMS and Charging Station.

### 3.1.1. Displaying local time

When a Charging Station wants to give detailed control of configuring the internal clock to a CSO, it can implement one or more of the following Configuration Variables: [TimeSource](#), [TimeZone](#), [TimeOffset](#), [NtpSource](#), [NtpServerUri](#).

#### 3.1.1.1. Daylight Saving Time

There are 2 ways a Charging Station can support punctual automated bi-annual changeover between "standard time" and "daylight saving time" periods.

- The transition dates and offsets are known in the Charging Station, based on the configured [TimeZone](#).
- The transition date and offset is manually configured for every transition via: [NextTimeOffsetTransitionDateTime](#) and [TimeOffsetNextTransition](#).

Daylight saving time is used for displaying the current time to the EV driver.

## 3.2. Message Timeouts

*This section is normative.*

OCPP does not specify timing requirements for messages. Timing of messages is greatly influenced by the underlying network used. A GPRS network has different timing characteristics compared to a land-line. As OCPP does not require a certain type of network, but leaves this open for the CSO to select, OCPP cannot require timing constraints.

If you are looking for some guidance, start with a 30 second timeout on message requests, and tune it for the network used.

The message timeout setting in a Charging Station can be configured in the `messageTimeout` field in the [NetworkConnectionProfile](#). The purpose of the message timeout is to be able to consider a request message as not sent and continue with other tasks when the message did not arrive due to communication errors or software failure. For transaction related events, use case [E13 - Transaction-related message not accepted by CSMS](#) describes the retry procedure when this happens. See also the section [Delivering transaction-related messages](#) in Functional Block E.

A charging station may discover that the connection to CSMS is not functioning correctly when it gets a timeout to a request or when the websocket ping is not answered. In such a situation it is advised that the charging station drops the connection and then reconnects to CSMS. This will create a fresh session and will possibly connect to a different endpoint of a multi-instance CSMS, which may resolve the error.

## 3.3. Language support

*This section is informative.*

A CSMS can provide the Charging Station with preferred languages for an EV Driver, enabling the Charging Station to communicate with the EV Driver in a language according to his/her preferences.

For any Charging Station that shows messages on a display it is RECOMMENDED to at least also implement these in "English". When the preferred languages for an EV-driver (provided by the CSMS) are not "English" and don't match any of the other languages implemented in the Charging Station, it is RECOMMENDED to use "English" as fall-back.

# A. Security

# Chapter 1. OCPP Security

This Functional Block describes the security requirements for the OCPP protocol. The security part was developed to strengthen and mature the future development and standardization of OCPP. It is based amongst others on the end-to-end security design by LaQuSo [21]. Security requirements are included on security measures at Charging Station and CSMS, to support users of the OCPP.

## 1.1. Security Objectives

*This section is informative.*

OCPP security has been designed to meet the following security objectives:

1. To allow the creation of a secure communication channel between the CSMS and Charging Station. The integrity and confidentiality of messages on this channel should be protected with strong cryptographic measures.
2. To provide mutual authentication between the Charging Station and the CSMS. Both parties should be able to identify who they are communicating with.
3. To provide a secure firmware update process by allowing the Charging Station to check the source and the integrity of firmware images, and by allowing non-repudiation of these images.
4. To allow logging of security events to facilitate monitoring the security of the smart charging system. A list of security related events and their 'criticality' is provided in the appendices.

## 1.2. Design Considerations

*This section is informative.*

The security Functional Block was designed to fit into the approach taken in OCPP. Standard web technologies are used whenever possible to allow cost-effective implementations using available web libraries and software. No application layer security measures are included. Based on these considerations, OCPP security is based on TLS and public key cryptography using X.509 certificates. Because the CSMS usually acts as the server, different users or role-based access control on the Charging Station are not implemented in this standard. To mitigate this, it is recommended to implement access control on the CSMS. To make sure the mechanisms implemented there cannot be bypassed, OCPP should not be used by qualified personnel performing maintenance to Charging Stations locally at the Charging Station, as other protocols may be used for local maintenance purposes.

## 1.3. Security Profiles

This section defines the different OCPP security profiles and their requirement. OCPP 2.0.1 supports three security profiles: The table below shows which security measures are used by which profile.

Table 11. Overview of OCPP security profiles

Profile	Charging Station Authentication	CSMS Authentication	Communication Security
1. <a href="#">Unsecured Transport with Basic Authentication</a>	HTTP Basic Authentication	-	-
2. <a href="#">TLS with Basic Authentication</a>	HTTP Basic Authentication	TLS authentication using certificate	Transport Layer Security (TLS)
3. <a href="#">TLS with Client Side Certificates</a>	TLS authentication using certificate	TLS authentication using certificate	Transport Layer Security (TLS)

- The [Unsecured Transport with Basic Authentication Profile](#) does not include authentication for the CSMS, or measures to set up a secure communication channel. Therefore, it should only be used in trusted networks, for instance in networks where there is a VPN between the CSMS and the Charging Station. For field operation it is highly recommended to use a security profile with TLS.
- In some cases (e.g. lab installations, test setups, etc.) one might prefer to use OCPP 2.0.1 without implementing security. While this is possible, it is NOT considered a valid OCPP 2.0.1 implementation.
- When the Charging Station does not have the correct date and time set, it cannot validate the server certificate. A solution for this might be to either use NTP, mobile network to set time automatically, or have an installer tool that sets the time before the first connection.

### 1.3.1. Generic Security Profile requirements

Table 12. Generic Security Profile requirements

ID	Precondition	Requirement definition
A00.FR.001		The Charging Station and CSMS SHALL only use one security profile at a time
A00.FR.002	If the Charging Station tries to connect with a different profile than the CSMS is using	The CSMS SHALL terminate the connection.
A00.FR.004		The security profile SHALL be configured before OCPP communication is possible.
A00.FR.005		Lowering the security profile that is used, to a less secure profile, is for security reasons, not recommended.  The Charging Station SHALL only allow to lower the security profile if the variable <a href="#">AllowSecurityProfileDowngrade</a> is implemented and set to <i>true</i> . In that case, the Charging Station SHALL only allow to downgrade from profile 3 to profile 2. The Charging Station SHALL NOT allow to downgrade from profile 2 or profile 3 to profile 1 using the OCPP protocol.
A00.FR.006	When a CSMS communicates with Charging Stations with different security profiles or different versions of OCPP.	The CSMS MAY operate the Charging Stations via different addresses or ports of the CSMS. For instance, the CSMS server may have one TCP port for TLS with Basic Authentication, and another port for TLS with Client Side Certificates. In this case there is only one security profile in use per port of the CSMS, which is allowed.

### 1.3.2. Unsecured Transport with Basic Authentication Profile - 1

Table 13. Security Profile 1 - Unsecured Transport with Basic Authentication

No.	Type	Description
1	Name	Unsecured Transport with Basic Authentication

No.	Type	Description
2	Profile No.	1
3	Description	The Unsecured Transport with Basic Authentication profile provides a low level of security. Charging Station authentication is done through a username and password. No measures are included to secure the communication channel.
4	Charging Station Authentication	For Charging Station authentication HTTP Basic authentication is used.
5	CSMS Authentication	In this profile, the CSMS does not authenticate itself to the Charging Station. The Charging Station has to trust that the server it connects to is indeed the CSMS.
6	Communication Security	No communication security measures are included in the profile.

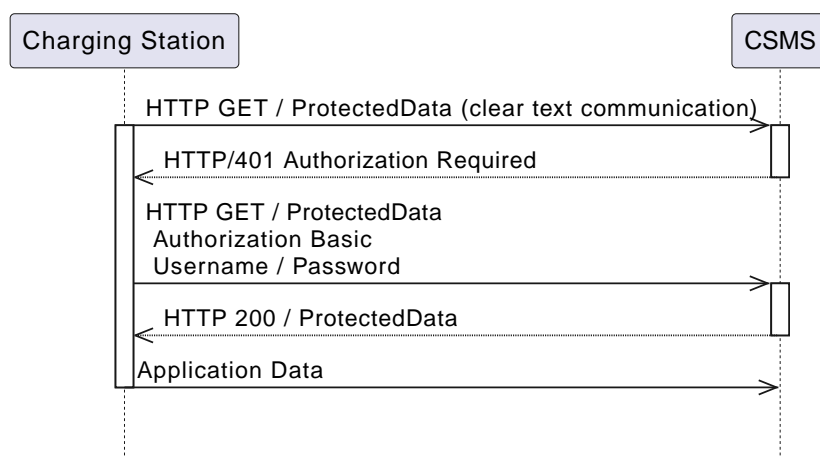


Figure 2. Sequence Diagram: HTTP Basic Authentication sequence diagram

7	Remark(s)	Please note, that the encoding of the basic authentication password in OCPP 2.0.1 (A00.FR.205) differs from how this was done in OCPP 1.6.
---	-----------	--

### 1.3.3. Unsecured Transport with Basic Authentication Profile - Requirements

Table 14. Security Profile 1 - Unsecured Transport with Basic Authentication - Requirements

ID	Precondition	Requirement definition
A00.FR.201		The <a href="#">Unsecured Transport with Basic Authentication Profile</a> SHOULD only be used in trusted networks.
A00.FR.202		The Charging Station SHALL authenticate itself to the CSMS using HTTP Basic authentication <a href="#">[18]</a>
A00.FR.203	A00.FR.202	The client, i.e. the Charging Station, SHALL provide a username and password with every connection request.
A00.FR.204	A00.FR.203	The username SHALL be equal to the Charging Station identity, which is the identifying string of the Charging Station as it uses it in the OCPP-J connection URL. When using Basic Authentication, the Charging Station identity may not contain the character ":". Otherwise the CSMS may be unable to separate the username from the password.
A00.FR.205		The password SHALL be stored in the <a href="#">BasicAuthPassword</a> configuration variable. It SHALL be a randomly chosen passwordString with a sufficiently high entropy, consisting of minimum 16 and a maximum as defined by the <i>maxLimit</i> of configuration variable <a href="#">BasicAuthPassword</a> , which must be at least 40 characters and at most 64. The password SHALL be sent as a UTF-8 encoded string (NOT encoded into octet string or base64).
A00.FR.206	A00.FR.203	With HTTP Basic, the username and password are transmitted in clear text, encoded in base64 only. Hence, it is RECOMMENDED that this mechanism will only be used over connections that are already secured with other means, such as VPNs.
A00.FR.207	A00.FR.202	The CSMS SHALL validate that Charging Station identity and the Basic Authentication password match with username and password in the authorization header of the connection request.

### 1.3.4. TLS with Basic Authentication Profile - 2

Table 15. Security Profile 2 - TLS with Basic Authentication

No.	Type	Description
1	Name	TLS with Basic Authentication
2	Profile No.	2
3	Description	In the TLS with Basic Authentication profile, the communication channel is secured using Transport Layer Security (TLS). The CSMS authenticates itself using a TLS server certificate. The Charging Stations authenticate themselves using HTTP Basic Authentication.
4	Charging Station Authentication	For Charging Station authentication HTTP Basic authentication is used. Because TLS is used in this profile, the password will be sent encrypted, reducing the risks of using this authentication method.
5	CSMS Authentication	The Charging Station authenticates the CSMS via the TLS server certificate.
6	Communication Security	The communication between Charging Station and CSMS is secured using TLS.

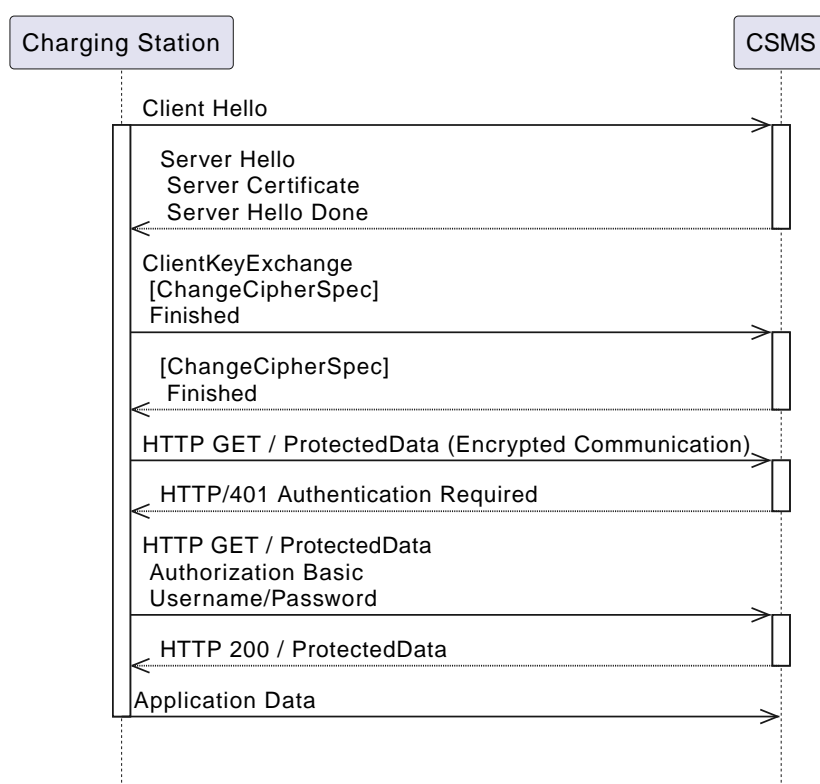


Figure 3. Sequence Diagram: TLS with Basic Authentication sequence diagram

7	Remark(s)	<p>TLS allows a number of configurations, not all of which provide sufficient security. The requirements below describe the configurations allowed for OCPP.</p> <p>The Charging Station should include the same header as used in Basic Auth RFC 2617, while requesting to upgrade the http connection to a websocket connection as described in RFC 6455. The server first needs to validate the Authorization header before upgrading the connection.</p> <p><b>Example:</b>  GET /ws HTTP/1.1  Remote-Addr: 127.0.0.1  UPGRADE: websocket  CONNECTION: Upgrade  HOST: 127.0.0.1:9999  ORIGIN: <a href="http://127.0.0.1:9999">http://127.0.0.1:9999</a>  SEC-WEB_SOCKET-KEY: Pb4obWo2214EfaPQuazMjA==  SEC-WEB_SOCKET-VERSION: 13  AUTHORIZATION: Basic &lt;Base64 encoded(&lt;ChargePointId&gt;:&lt;AuthorizationKey&gt;)&gt;</p> <p>Please note, that the encoding of the basic authentication password in OCPP 2.0.1 (A00.FR.304) differs from how this was done in OCPP 1.6.</p>
---	-----------	--

### 1.3.5. TLS with Basic Authentication Profile - Requirements

Table 16. Security Profile 2 - TLS with Basic Authentication - Requirements

ID	Precondition	Requirement definition
A00.FR.301		The Charging Station SHALL authenticate itself to the CSMS using HTTP Basic authentication [18] (Same as A00.FR.202)
A00.FR.302	A00.FR.301	The client, i.e. the Charging Station, SHALL provide a username and password with every connection request. (Same as A00.FR.203)
A00.FR.303	A00.FR.302	The username SHALL be equal to the Charging Station identity, which is the identifying string of the Charging Station as it uses it in the OCPP-J connection URL. When using Basic Authentication, the Charging Station identity may not contain the character ":". Otherwise the CSMS may be unable to separate the username from the password. (Same as A00.FR.204)
A00.FR.304	A00.FR.302	The password SHALL be stored in the <a href="#">BasicAuthPassword</a> Configuration Variable. It SHALL be a randomly chosen passwordString with a sufficiently high entropy, consisting of minimum 16 and a maximum as defined by the <i>maxLimit</i> of configuration variable <a href="#">BasicAuthPassword</a> , which must be at least 40 characters and at most 64. The password SHALL be sent as a UTF-8 encoded string (NOT encoded into octet string or base64). (Same as A00.FR.205)
A00.FR.306		The CSMS SHALL act as the TLS server.
A00.FR.307		The CSMS SHALL authenticate itself by using the CSMS certificate as server side certificate.
A00.FR.308		The Charging Station SHALL verify the certification path of the CSMS's certificate according to the path validation rules established in Section 6 of [3].
A00.FR.309		The Charging Station SHALL verify that the <code>commonName</code> matches the CSMS's FQDN.
A00.FR.310	If the CSMS does not own a valid certificate, or if the certification path is invalid	The Charging Station SHALL trigger an <code>InvalidCsmsCertificate</code> security event (See part 2 appendices for the full list of security events).
A00.FR.311	A00.FR.310	The Charging Station SHALL terminate the connection.
A00.FR.312		The communication channel SHALL be secured using Transport Layer Security (TLS) [4].
A00.FR.313		The Charging Station and CSMS SHALL only use TLS v1.2 or above.
A00.FR.314		Both of these endpoints SHALL check the version of TLS used.

ID	Precondition	Requirement definition
A00.FR.315	A00.FR.314 AND The CSMS detects that the Charging Station only allows connections using an older version of TLS, or only allows SSL	The CSMS SHALL terminate the connection.
A00.FR.316	A00.FR.314 AND The Charging Station detects that the CSMS only allows connections using an older version of TLS, or only allows SSL	The Charging Station SHALL trigger an InvalidTLSVersion security event AND terminate the connection (See part 2 appendices for the full list of security events).  NOTE: This is a critical security event that will need to be queued and sent to CSMS once a successful connection has been made, as described in use case A04. A security event only needs to be sent once for repeated failed connection attempts, in order to avoid overflow to the offline queue.
A00.FR.317		TLS SHALL be implemented as in [4] or its successor standards without any modifications.
A00.FR.318		The CSMS SHALL support at least the following four cipher suites: <b>TLS_ECDHE_ECDSA_WITH_AES_128_GCM_SHA256</b> <b>TLS_ECDHE_ECDSA_WITH_AES_256_GCM_SHA384</b> <b>TLS_RSA_WITH_AES_128_GCM_SHA256</b> <b>TLS_RSA_WITH_AES_256_GCM_SHA384</b> Note: The CSMS will have to provide 2 different certificates to support both cipher suites. Also when using security profile 3, the CSMS should be capable of generating client side certificates for both cipher suites.
A00.FR.319		The Charging Station SHALL support at least the cipher suites: <b>(TLS_ECDHE_ECDSA_WITH_AES_128_GCM_SHA256</b> AND <b>TLS_ECDHE_ECDSA_WITH_AES_256_GCM_SHA384)</b> OR <b>(TLS_RSA_WITH_AES_128_GCM_SHA256</b> AND <b>TLS_RSA_WITH_AES_256_GCM_SHA384)</b>  Note 1: TLS_RSA does not support forward secrecy, therefore TLS_ECDHE is RECOMMENDED. In certain jurisdictions forward secrecy is mandatory. Furthermore, if the Charging Station detects an algorithm used that is not secure, it SHOULD trigger an InvalidTLSCipherSuite security event (See part 2 appendices for the full list of security events).  Note 2: Please note that ISO15118-2 prescribes to implement the following cipher suites for the communication between EV and Charging Station: TLS_ECDH_ECDSA_WITH_AES_128_CBC_SHA256, TLS_ECDHE_ECDSA_WITH_AES_128_CBC_SHA256
A00.FR.320		The Charging Station and CSMS SHALL NOT use cipher suites that use cryptographic primitives marked as unsuitable for legacy use in [1]. This will mean that when one (or more) of the cipher suites described in this specification becomes marked as unsuitable for legacy use, it SHALL NOT be used anymore.
A00.FR.321		The TLS Server and Client SHALL NOT use TLS compression methods to avoid compression side-channel attacks and to ensure interoperability as described in Section 6 of [10].
A00.FR.322	A00.FR.320 AND The CSMS detects that the Charging Station only allows connections using one of these suites	The CSMS SHALL terminate the connection.

ID	Precondition	Requirement definition
A00.FR.323	A00.FR.320 AND The Charging Station detects that the CSMS only allows connections using one of these suites	The Charging Station SHALL trigger an InvalidTLSCipherSuite security event AND terminate the connection (See part 2 appendices for the full list of security events).
A00.FR.324	A00.FR.302	The CSMS SHALL validate that Charging Station identity and the Basic Authentication password match with username and password in the authorization header of the connection request.

### 1.3.6. TLS with Client Side Certificates Profile - 3

Table 17. Security Profile 3 - TLS with Client Side Certificates

No.	Type	Description
1	Name	TLS with Client Side Certificates
2	Profile No.	3
3	Description	In the TLS with Client Side Certificates profile, the communication channel is secured using Transport Layer Security (TLS). Both the Charging Station and CSMS authenticate themselves using certificates.
4	Charging Station Authentication	The CSMS authenticates the Charging Station via the TLS client certificate.
5	CSMS Authentication	The Charging Station authenticates the CSMS via the TLS server certificate.
6	Communication Security	The communication between Charging Station and CSMS is secured using TLS.

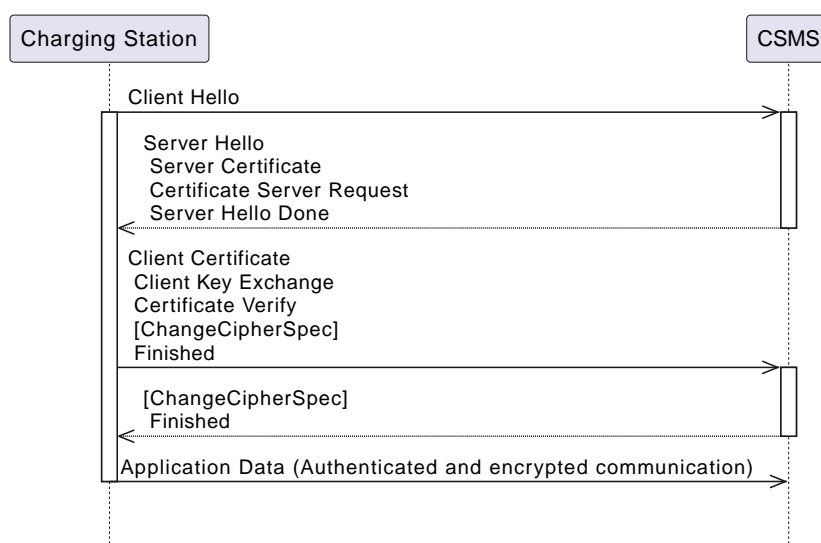


Figure 4. Sequence Diagram: TLS with Client Side Certificates

7	Remark(s)	N/a
---	-----------	-----

### 1.3.7. TLS with Client Side Certificates Profile - Requirements

Table 18. Security Profile 3 - TLS with Client Side Certificates - Requirements

ID	Precondition	Requirement definition
A00.FR.401		The Charging Station SHALL authenticate itself to the CSMS using the Charging Station certificate.
A00.FR.402		The Charging Station certificate SHALL be used as a TLS client side certificate
A00.FR.403		The CSMS SHALL verify the certification path of the Charging Station's certificate according to the path validation rules established in Section 6 of [3]

ID	Precondition	Requirement definition
A00.FR.404		The CSMS SHALL verify that the certificate is owned by the CSO (or an organization trusted by the CSO) by checking that the O ( <code>organizationName</code> ) RDN in the subject field of the certificate contains the CSO name.
A00.FR.405		The CSMS SHALL verify that the certificate belongs to this Charging Station by checking that the CN ( <code>commonName</code> ) RDN in the subject field of the certificate contains the unique serial number of the Charging Station (see <a href="#">Certificate Properties</a> ).
A00.FR.406	If the Charging Station certificate is not owned by the CSO, for instance immediately after installation	it is RECOMMENDED to update the certificate before continuing communication with the Charging Station (also see <a href="#">Installation</a> )
A00.FR.407	NOT A00.FR.429 AND If the Charging Station does not own a valid certificate, or if the certification path is invalid	The CSMS SHALL terminate the connection.
A00.FR.408	A00.FR.407 OR A00.FR.429	It is RECOMMENDED to log a security event <code>InvalidChargingStationCertificate</code> in the CSMS.
A00.FR.409		The CSMS SHALL act as the TLS server. (Same as A00.FR.306)
A00.FR.410		The CSMS SHALL authenticate itself by using the CSMS certificate as server side certificate. (Same as A00.FR.307)
A00.FR.411		The Charging Station SHALL verify the certification path of the CSMS's certificate according to the path validation rules established in Section 6 of <a href="#">[3]</a> . (Same as A00.FR.308)
A00.FR.412		The Charging Station SHALL verify that the <code>commonName</code> matches the CSMS's FQDN. (Same as A00.FR.309)
A00.FR.413	If the CSMS does not own a valid certificate, or if the certification path is invalid	The Charging Station SHALL trigger an <code>InvalidCsmsCertificate</code> security event (See part 2 appendices for the full list of security events). (Same as A00.FR.310)
A00.FR.414	A00.FR.413	The Charging Station SHALL terminate the connection. (Same as A00.FR.311)
A00.FR.415		The communication channel SHALL be secured using Transport Layer Security (TLS) <a href="#">[4]</a> . (Same as A00.FR.312)
A00.FR.416		The Charging Station and CSMS SHALL only use TLS v1.2 or above. (Same as A00.FR.313)
A00.FR.417		Both of these endpoints SHALL check the version of TLS used. (Same as A00.FR.314)
A00.FR.418	A00.FR.417 AND The CSMS detects that the Charging Station only allows connections using an older version of TLS, or only allows SSL	The CSMS SHALL terminate the connection. (Same as A00.FR.315)
A00.FR.419	A00.FR.417 AND The Charging Station detects that the CSMS only allows connections using an older version of TLS, or only allows SSL	<p>The Charging Station SHALL trigger an <code>InvalidTLSVersion</code> security event AND terminate the connection (See part 2 appendices for the full list of security events). (Same as A00.FR.316)</p> <p>NOTE: This is a critical security event that will need to be queued and sent to CSMS once a connection has been made, as described in use case A04.</p> <p>A security event only needs to be sent once for repeated failed connection attempts, in order to avoid overflow to the offline queue.</p>
A00.FR.420		TLS SHALL be implemented as in <a href="#">[4]</a> or its successor standards without any modifications. (Same as A00.FR.317)

ID	Precondition	Requirement definition
A00.FR.421		<p>The CSMS SHALL support at least the following four cipher suites:</p> <p><b>TLS_ECDHE_ECDSA_WITH_AES_128_GCM_SHA256</b>  <b>TLS_ECDHE_ECDSA_WITH_AES_256_GCM_SHA384</b>  <b>TLS_RSA_WITH_AES_128_GCM_SHA256</b>  <b>TLS_RSA_WITH_AES_256_GCM_SHA384</b></p> <p>(Same as A00.FR.318)</p> <p>Note: The CSMS will have to provide 2 different certificates to support both cipher suites. Also when using security profile 3, the CSMS should be capable of generating client side certificates for both cipher suites.</p>
A00.FR.422		<p>The Charging Station SHALL support at least the cipher suites:</p> <p><b>(TLS_ECDHE_ECDSA_WITH_AES_128_GCM_SHA256</b>  AND  <b>TLS_ECDHE_ECDSA_WITH_AES_256_GCM_SHA384)</b>  OR  <b>(TLS_RSA_WITH_AES_128_GCM_SHA256</b>  AND  <b>TLS_RSA_WITH_AES_256_GCM_SHA384)</b></p> <p>(Same as A00.FR.319)</p> <p>Note 1: TLS_RSA does not support forward secrecy, therefore TLS_ECDHE is RECOMMENDED. In certain jurisdictions forward secrecy is mandatory. Furthermore, if the Charging Station detects an algorithm used that is not secure, it SHOULD trigger an InvalidTLSCipherSuite security event (See part 2 appendices for the full list of security events).</p> <p>Note 2: Please note that <a href="#">ISO15118-2</a> prescribes to implement the following cipher suites for the communication between EV and Charging Station:</p> <p><b>TLS_ECDH_ECDSA_WITH_AES_128_CBC_SHA256,</b>  <b>TLS_ECDHE_ECDSA_WITH_AES_128_CBC_SHA256</b></p>
A00.FR.423		<p>The Charging Station and CSMS SHALL NOT use cipher suites that use cryptographic primitives marked as unsuitable for legacy use in <a href="#">[1]</a>. This will mean that when one (or more) of the cipher suites described in this specification becomes marked as unsuitable for legacy use, it SHALL NOT be used anymore. (Same as A00.FR.320)</p>
A00.FR.424		<p>The TLS Server and Client SHALL NOT use TLS compression methods to avoid compression side-channel attacks and to ensure interoperability as described in Section 6 of <a href="#">[10]</a>. (Same as A00.FR.321)</p>
A00.FR.425	A00.FR.424 AND If the CSMS detects that the Charging Station only allows connections using one of these suites	<p>The CSMS SHALL terminate the connection. (Same as A00.FR.322)</p>
A00.FR.426	A00.FR.424 AND The Charging Station detects that the CSMS only allows connections using one of these suites	<p>The Charging Station SHALL trigger an InvalidTLSCipherSuite security event AND terminate the connection (See part 2 appendices for the full list of security events). (Same as A00.FR.323)</p>
A00.FR.427		<p>A unique Charging Station certificate SHALL be used for each Charging Station.</p>
A00.FR.428		<p>The Charging Station Certificate MAY be the same certificate as the SECC Certificate in <a href="#">ISO15118-2</a>, used to set up a TLS connection between the Charging Station and an Electric Vehicle.</p>

ID	Precondition	Requirement definition
A00.FR.429	If Charging Station certificate has been expired AND CSMS has been explicitly configured to accept a connection by this specific Charging Station with an expired certificate.	CSMS MAY accept this Charging Station in a BootNotification - Pending state (use case B02) after which it SHALL immediately execute <a href="#">A02 - Update Charging Station Certificate by request of CSMS</a> to renew the certificate.
A00.FR.430	If the Charging Station certificate has expired	The Charging Station SHOULD still attempt to establish a connection with the CSMS and leave the decision to accept the connection up to the CSMS.

## 1.4. Keys used in OCPP

*This section is normative.*

OCPP uses a number of public private key pairs for its security, see below Table. To manage the keys on the Charging Station, messages have been added to OCPP. Updating keys on the CSMS or at the manufacturer is out of scope for OCPP. If TLS with Client Side certificates is used, the Charging Station requires a "Charging Station certificate" for authentication against the CSMS.

Table 19. Certificates used in the OCPP security specification

Certificate	Private Key Stored At	Description
CSMS Certificate	CSMS	Key used to authenticate the CSMS.
Charging Station Certificate	Charging Station	Key used to authenticate the Charging Station.
Firmware Signing Certificate	Manufacturer	Key used to verify the firmware signature.
SECC Certificate	Charging Station	Certificate used by <a href="#">ISO15118-2</a> to set up a TLS connection between the Charging Station and an Electric Vehicle.

### 1.4.1. Certificate Properties

*This section is normative.*

Table 20. Certificate Properties requirements

ID	Precondition	Requirement definition
A00.FR.501		All certificates SHALL use a private key that provides security equivalent to a symmetric key of at least 112 bits according to Section 5.6.1 of <a href="#">[17]</a> . This is the key size that NIST recommends for the period 2011-2030.
A00.FR.502	A00.FR.501 AND RSA or DSA	This translates into a key that SHALL be at least 2048 bits long.
A00.FR.503	A00.FR.501 AND elliptic curve cryptography	This translates into a key that SHALL be at least 224 bits long.
A00.FR.504		For all cryptographic operations, only the algorithms recommended by BSI in <a href="#">[12]</a> , which are suitable for use in future systems, SHALL be used. This restriction includes the signing of certificates in the certificate hierarchy
A00.FR.505		For signing by the certificate authority RSA-PSS, or ECDSA SHOULD be used.
A00.FR.506		For computing hash values the SHA256 algorithm SHOULD be used.
A00.FR.507		The certificates SHALL be stored and transmitted in the X.509 format encoded in Privacy-Enhanced Mail (PEM) format.
A00.FR.508		All certificates SHALL include a serial number.
A00.FR.509		The subject field of the certificate SHALL contain the organization name of the certificate owner in the O ( <code>organizationName</code> ) RDN.
A00.FR.510		For the CSMS certificate, the subject field SHALL match the FQDN of the endpoint of the server in the CN ( <code>commonName</code> ) RDN.

ID	Precondition	Requirement definition
A00.FR.511		<p>For the Charging Station certificate, the subject field SHALL contain a CN (<code>commonName</code>) RDN which consists of the unique serial number of the Charging Station. This serial number SHALL NOT be in the format of a URL or an IP address so that Charging Station certificates can be differentiated from CSMS certificates.</p> <p>Note: According to <a href="#">RFC 2818</a>, if a <code>subjectAltName</code> extension of type <code>dnsName</code> is present, that must be used as the identity. This would be incompliant with OCPP and <a href="#">ISO 15118</a>. Therefore it SHOULD NOT be used in Charging Station and CSMS certificates.</p> <p>It is allowed to use the <code>subjectAltName</code> extension of type <code>dnsName</code> for a CSMS, when the CSMS has multiple network paths to reach it (for example, via a private APN + VPN using its IP address in the VPN and via public Internet using a named URL).</p>
A00.FR.512		For all certificates the X.509 Key Usage extension <a href="#">[19]</a> SHOULD be used to restrict the usage of the certificate to the operations for which it will be used.
A00.FR.513		If the Charging Station Certificate is also used as SECC Certificate in the ISO 15118 protocol, the certificate needs to meet the requirements in <a href="#">ISO 15118-2</a> .
A00.FR.514		For all certificates it is strongly RECOMMENDED NOT to use the X.509 Extended Key Usage extension, to be compatible with the ISO 15118 standard. There are alternative mechanisms available.

## 1.4.2. Certificate Hierarchy

*This section is normative.*

The OCPP protocol supports the use of two separate certificate hierarchies:

1. The Charging Station Operator hierarchy which contains the CSMS, and Charging Station certificates.
2. The Manufacturer hierarchy which contains the Firmware Signing certificate.

The CSMS can update the CSO root certificates stored on the Charging Station using the [InstallCertificateRequest](#) message.

Table 21. Certificate Hierarchy requirements

ID	Precondition	Requirement definition
A00.FR.601		The Charging Station Operator MAY act as a certificate authority for the Charging Station Operator hierarchy
A00.FR.602	A00.FR.601	The Charging Station Operator MAY for instance follow the certificate hierarchy described in Appendices E and F of <a href="#">ISO15118-2</a> and use the CSO Sub-CA 2 certificate to sign the CSMS and Charging Station certificates. This could give the advantage that the online verification of Charging Station client side certificates can be done within the Charging Station Operator's networks, simplifying the network architecture.
A00.FR.603		The private keys belonging to the CSO root certificates MUST be well protected.
A00.FR.604		As the Manufacturer is usually a separate organization from the Charging Station Operator, a trusted third party SHOULD be used as a certificate authority. This is essential to have non-repudiation of firmware images.

### NOTE

It is not recommended to have preinstalled well-known root CA certificates on a Charging Station like in operating systems or browsers, like for example a CA bundle. Only root and intermediate certificates part of the Charging Station Operator hierarchy should be used for the OCPP connection, as described by section [Certificate Hierarchy](#). Trusting many additional well-known root CA certificates creates security risks.

## 1.5. Certificate Revocation

*This section is normative.*

In some cases a certificate may become invalid prior to the expiration of the validity period. Such cases include changes of the organization name, or the compromise or suspected compromise of the certificate's private key. In such cases, the certificate needs to be revoked or indicate it is no longer valid. The revocation of the certificate does not mean that the connection needs to be closed as the connection can stay open longer than 24 hours.

Different methods are recommended for certificate revocation, see below Table.

Table 22. Recommended revocation methods for the different certificates.

Certificate	Revocation
CSMS certificate	Fast expiration
Charging Station certificate	Online verification
Firmware Signing certificate	Online verification

Table 23. Certificate Revocation requirements

ID	Precondition	Requirement definition
A00.FR.701		Fast expiration SHOULD be used to revoke the CSMS certificate. (See Note 1)
A00.FR.702		The CSMS SHOULD use online certificate verification to verify the validity of the Charging Station certificates.
A00.FR.703		It is RECOMMENDED that a separate certificate authority server is used to manage the certificates.
A00.FR.704	A00.FR.703	This server SHOULD also keep track of which certificates have been revoked.
A00.FR.705		The CSMS SHALL verify the validity of the certificate with the certificate authority server. (See Note 2)
A00.FR.707		Prior to providing the certificate for firmware validation to the Charging Station, the CSMS SHOULD validate both, the certificate and the signed firmware update.

Note 1: With fast expiration, the certificate is only valid for a short period, less than 24 hours. After that the server needs to request a new certificate from the Certificate Authority, which may be the CSO itself (see section [Certificate Hierarchy](#)). This prevents the Charging Stations from needing to implement revocation lists or online certificate verification. This simplifies the implementation of certificate management at the Charging Station and reduces communication costs at the Charging Station side. By requiring fast expiration, if the certificate is compromised, the impact is reduced to only a short period.

When the certificate chain should become compromised, attackers could use forged certificates to trick a Charging Station to connect to a "fake" CSMS. By using fast expiration, the time a Charging Station is vulnerable is greatly reduced.

The Charging Station always communicates with the Certificate Authority through the CSMS, this way, if the Charging Station is compromised, the Charging Station cannot attack the CA directly.

Note 2: This allows for immediate revocation of Charging Station certificates. Revocation of Charging Station certificates will happen for instance when a Charging Station is removed. This is more common than revoking the CSMS certificate, which is normally only done when it is compromised.

## 1.6. Installation

*This section is normative.*

Unique credentials should be used to authenticate each Charging Station to the CSMS, whether they are the password used for HTTP Basic Authentication (see [Charging Station Authentication](#)) or the Charging Station certificate. These unique credentials have to be put on the Charging Station at some point during manufacturing or installation.

Table 24. Certificate Installation requirements

ID	Precondition	Requirement definition
A00.FR.801		It is RECOMMENDED that the manufacturer initializes the Charging Station with unique credentials during manufacturing.
A00.FR.802	A00.FR.801	The credentials SHOULD be generated using a cryptographic random number generator, and installed in a secure environment.
A00.FR.803	A00.FR.801	They SHOULD be sent to the CSO over a secure channel, so that the CSO can import them in the CSMS
A00.FR.804	If Charging Station certificates are used.	The manufacturer MAY sign these using their own certificate.
A00.FR.805	A00.FR.804	It is RECOMMENDED that the CSO immediately updates the credentials after installation using the methods described in Section <a href="#">A01 - Update Charging Station Password for HTTP Basic Authentication</a> or <a href="#">A02 - Update Charging Station Certificate by request of CSMS</a> .
A00.FR.806	Before the 'factory credentials' have been updated	The CSMS MAY restrict the functionality that the Charging Station can use. The CSMS can use the BootNotification state: Pending for this. During the Pending state, the CSMS can update the credentials.
A00.FR.807	A00.FR.804 AND Charging Station manufacturer certificate has expired	The CSMS MAY accept a connection by Charging Station in a Pending state after the BootNotification and immediately execute use case <a href="#">A02 - Update Charging Station Certificate by request of CSMS</a> to install a new valid CSO certificate.

## Chapter 2. Use cases & Requirements

### A01 - Update Charging Station Password for HTTP Basic Authentication

No.	Type	Description
1	Name	Update Charging Station Password for HTTP Basic Authentication
2	ID	A01
3	Objective(s)	This use case defines how to use the BasicAuthPassword, the password used to authenticate Charging Stations in the Basic and TLS with Basic Authentication security profiles.
4	Description	To enable the CSMS to configure a new password for HTTP Basic Authentication, the CSMS can send a new value for the <a href="#">BasicAuthPassword</a> Configuration Variable.
	Actors	Charging Station, CSMS
	Scenario description	<ol style="list-style-type: none"> <li>1. The CSMS sends a <a href="#">SetVariablesRequest</a>(ComponentName=SecurityCtrlr, VariableName=BasicAuthPassword) to the Charging Station.</li> <li>2. The Charging Station responds with <a href="#">SetVariablesResponse</a> and the status <i>Accepted</i>.</li> <li>3. The Charging Station disconnects its current connection. (Storing any queued messages)</li> <li>4. The Charging Station connects to the CSMS with the new password.</li> </ol>
5	Prerequisite(s)	Security Profile: <a href="#">Basic Security Profile</a> or <a href="#">TLS with Basic Authentication</a> in use.
6	Postcondition(s)	<p><b>Successful postcondition:</b> The Charging Station has reconnected to the CSMS with the new password.</p> <p><b>Failure postcondition:</b> If the Charging Station responds to the <a href="#">SetVariablesRequest</a> with a <a href="#">SetVariablesResponse</a> with a status other than <i>Accepted</i>, the Charging Station will keep using the old credentials. The CSMS might treat the Charging Station differently, e.g. by not accepting the Charging Station's boot notifications.</p>
7	Error handling	n/a
8	Remark(s)	n/a

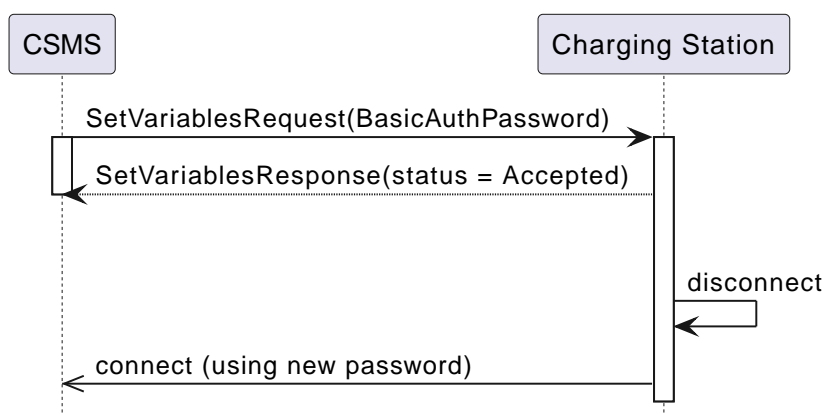


Figure 5. Update Charging Station Password for HTTP Basic Authentication (happy flow)

### A01 - Update Charging Station Password for HTTP Basic Authentication - Requirements

Table 25. A01 - Requirements

ID	Precondition	Requirement definition
A01.FR.01		The password SHALL be stored in the configuration variable <a href="#">BasicAuthPassword</a> .
A01.FR.02		To set a Charging Station's basic authorization password via OCPP, the CSMS SHALL send the Charging Station a <a href="#">SetVariablesRequest</a> message with the <a href="#">BasicAuthPassword</a> Configuration Variable.

ID	Precondition	Requirement definition
A01.FR.03	A01.FR.02 AND The Charging Station responds to this <a href="#">SetVariablesRequest</a> with a <a href="#">SetVariablesResponse</a> with status <i>Accepted</i> .	The CSMS SHALL assume that the authorization key change was successful, and no longer accept the credentials previously used by the Charging Station.
A01.FR.04	A01.FR.02 AND The Charging Station responds to this <a href="#">SetVariablesRequest</a> with a <a href="#">SetVariablesResponse</a> with status other than <i>Accepted</i>	The CSMS SHALL assume that the Charging Station has NOT changed the password. Therefore the CSMS SHALL keep accepting the old credentials.
A01.FR.05	A01.FR.04	While the CSMS SHALL still accepts a connection from the Charging Station, it MAY restrict the functionality that the Charging Station can use. The CSMS can use the BootNotification state: Pending for this. During the Pending state, the CSMS can for example retry to update the credentials.
A01.FR.06		Different passwords SHOULD be used for different Charging Stations.
A01.FR.07		Passwords SHOULD be generated randomly to ensure that the passwords have sufficient entropy.
A01.FR.08		the CSMS SHOULD only store salted password hashes, not the passwords themselves.
A01.FR.09		the CSMS SHOULD NOT put the passwords in clear-text in log files or debug information. In this way, if the CSMS is compromised not all Charging Station password will be immediately compromised.
A01.FR.10		On the Charging Station the password needs to be stored in clear-text. Extra care SHOULD be taken into storing it securely. Definitions of mechanisms how to securely store the credentials are however not in scope of the OCPP Security Profiles.
A01.FR.11	A01.FR.02	The Charging Station SHALL log the change of an <a href="#">BasicAuthPassword</a> in the Security log.
A01.FR.12	A01.FR.11	The Charging Station SHALL NOT disclose the content of the BasicAuthPassword in its logging. This is to prevent exposure of key material to persons that may have access to a diagnostics file.

## A02 - Update Charging Station Certificate by request of CSMS

No.	Type	Description
1	Name	Update Charging Station Certificate by request of CSMS
2	ID	A02
3	Objective(s)	To facilitate the management of the Charging Station client side certificate, a certificate update procedure is provided.
4	Description	<p>The CSMS requests the Charging Station to update its key using <a href="#">TriggerMessageRequest</a> with the <i>requestedMessage</i> field set to <i>SignChargingStationCertificate</i> (or <i>SignV2GCertificate</i> for separate ISO 15118 certificate).</p> <p>If the Charging Station has a separate ISO15118Ctrlr (SECC in ISO 15118) for each EVSE, then CSMS will have to send a request for each of them. The device model the Charging Station will tell if ISO15118Ctrlr is located at toplevel or EVSE-level.</p> <p>If the Charging Station has multiple SECCs that each control multiple EVSEs, then these are represented in device model by an ISO15118Ctrlr for each EVSE. The EVSEs that are controlled by the same SECC report an ISO15118Ctrlr with the same "SecclId".</p>
	Actors	Charging Station, CSMS, Certificate Authority Server

No.	Type	Description
	Scenario description	<p><i>SignChargingStationCertificate</i></p> <ol style="list-style-type: none"> <li>1. The CSMS requests the Charging Station to update its certificate using the <a href="#">TriggerMessageRequest</a> with the <i>requestedMessage</i> field set to <a href="#">SignChargingStationCertificate</a>.</li> <li>2. The Charging Station responds with <a href="#">TriggerMessageResponse</a></li> <li>3. The Charging Station generates a new public / private key pair.</li> <li>4. The Charging Station sends a <a href="#">SignCertificateRequest</a> to the CSMS containing the <i>certificateType</i> = <i>ChargingStationCertificate</i>.</li> <li>5. The CSMS responds with <a href="#">SignCertificateResponse</a>, with status <i>Accepted</i>.</li> <li>6. The CSMS forwards the CSR to the Certificate Authority Server.</li> <li>7. Certificate Authority Server signs the certificate.</li> <li>8. The Certificate Authority Server returns the Signed Certificate to the CSMS.</li> <li>9. The CSMS sends <a href="#">CertificateSignedRequest</a> to the Charging Station.</li> <li>10. The Charging Station verifies the Signed Certificate.</li> <li>11. The Charging Station responds with <a href="#">CertificateSignedResponse</a> to the CSMS with the status <i>Accepted</i> or <i>Rejected</i>.</li> </ol>
	Alternative scenario	<p><i>SignV2GCertificate</i></p> <ol style="list-style-type: none"> <li>1. CSMS requests information about component ISO15118Ctrlr by sending a <a href="#">GetReportRequest</a> for <i>componentVariable.component</i> = "ISO15118Ctrlr" and <i>componentVariable.variable</i> = "SecId".</li> <li>2. For each <b>unique</b> SecId that is returned: <ol style="list-style-type: none"> <li>2.1. The CSMS requests the Charging Station to update its certificate using the <a href="#">TriggerMessageRequest</a> with the <i>requestedMessage</i> field set to <a href="#">SignV2GCertificate</a> for a 15118 certificate, and <i>evse</i> set to the EVSE of the ISO15118Ctrlr. (If ISO15118Ctrlr only exists as one component at toplevel, then <i>evse</i> can be omitted.)</li> <li>2.2. The Charging Station responds with <a href="#">TriggerMessageResponse</a></li> <li>2.3. The Charging Station generates a new public / private key pair.</li> <li>2.4. The Charging Station sends a <a href="#">SignCertificateRequest</a> to the CSMS containing the <i>certificateType</i> = <i>V2GCertificate</i> and a <i>csr</i> in which the CommonName (CN) is set to the value of SecId.</li> <li>2.5. CSMS responds with <a href="#">SignCertificateResponse</a>, with status <i>Accepted</i>.</li> <li>2.6. The CSMS forwards the CSR to the Certificate Authority Server.</li> <li>2.7. Certificate Authority Server signs the certificate.</li> <li>2.8. The Certificate Authority Server returns the Signed Certificate to the CSMS.</li> <li>2.9. The CSMS sends <a href="#">CertificateSignedRequest</a> to the Charging Station.</li> <li>2.10. The Charging Station verifies the Signed Certificate.</li> <li>2.11. The Charging Station responds with <a href="#">CertificateSignedResponse</a> to the CSMS with the status <i>Accepted</i> or <i>Rejected</i>.</li> </ol> </li> </ol>
5	Prerequisite(s)	The standard configuration variable "OrganizationName" MUST be set. For <a href="#">SignV2GCertificate</a> the variable ISO15118Ctrlr.SecId must be set.
6	Postcondition(s)	<p><b>Successful postcondition:</b> New Client Side certificate installed in the Charging Station.</p> <p><b>Failure postcondition:</b> New Client Side certificate is rejected and discarded.</p>
7	Error handling	The CSMS accepts the CSR request from the Charging Station, before forwarding it to the CA. But when the CA cannot be reached, or rejects the CSR, the Charging Station will never be known. The CSMS may do some checks on the CSR, but cannot do all the checks that a CA does, and it does not prevent connection timeout to the CA. When something like this goes wrong, either the CA is offline or the CSR send by the Charging Station is not correct, according to the CA. In both cases this is something an operator at the CSO needs to be notified of. The operator then needs to investigate the issue. When resolved, the operator can re-run A02.

No.	Type	Description
8	Remark(s)	<p>The Charging Station Operator may act as a certificate authority for the Charging Station Operator hierarchy.</p> <p>The applicable Certification Authority SHALL check the information in the CSR. If it is correct, the Certificate Authority SHALL sign the CSR, send it to the CSO, the CSO sends it back to the Charging Station in the <a href="#">CertificateSignedRequest</a> message. The certificate authority SHOULD implement strong measures to keep the certificate signing private keys secure.</p> <p>Even though the messages <a href="#">CertificateSignedRequest</a> (see use cases <a href="#">A02</a> and <a href="#">A03</a>) and <a href="#">InstallCertificateRequest</a> (use case <a href="#">M05 - Install CA Certificate in a Charging Station</a>) are both used to send certificates, their purposes are different. <a href="#">CertificateSignedRequest</a> is used to return the the Charging Stations own public certificate and V2G certificate(s) signed by a Certificate Authority. <a href="#">InstallCertificateRequest</a> is used to install Root certificates.</p> <p>For V2G certificate handling see use cases <a href="#">M03 - Retrieve list of available certificates from a Charging Station</a>, <a href="#">M04 - Delete a specific certificate from a Charging Station</a> and <a href="#">M06 - Get Charging Station Certificate status</a>.</p>

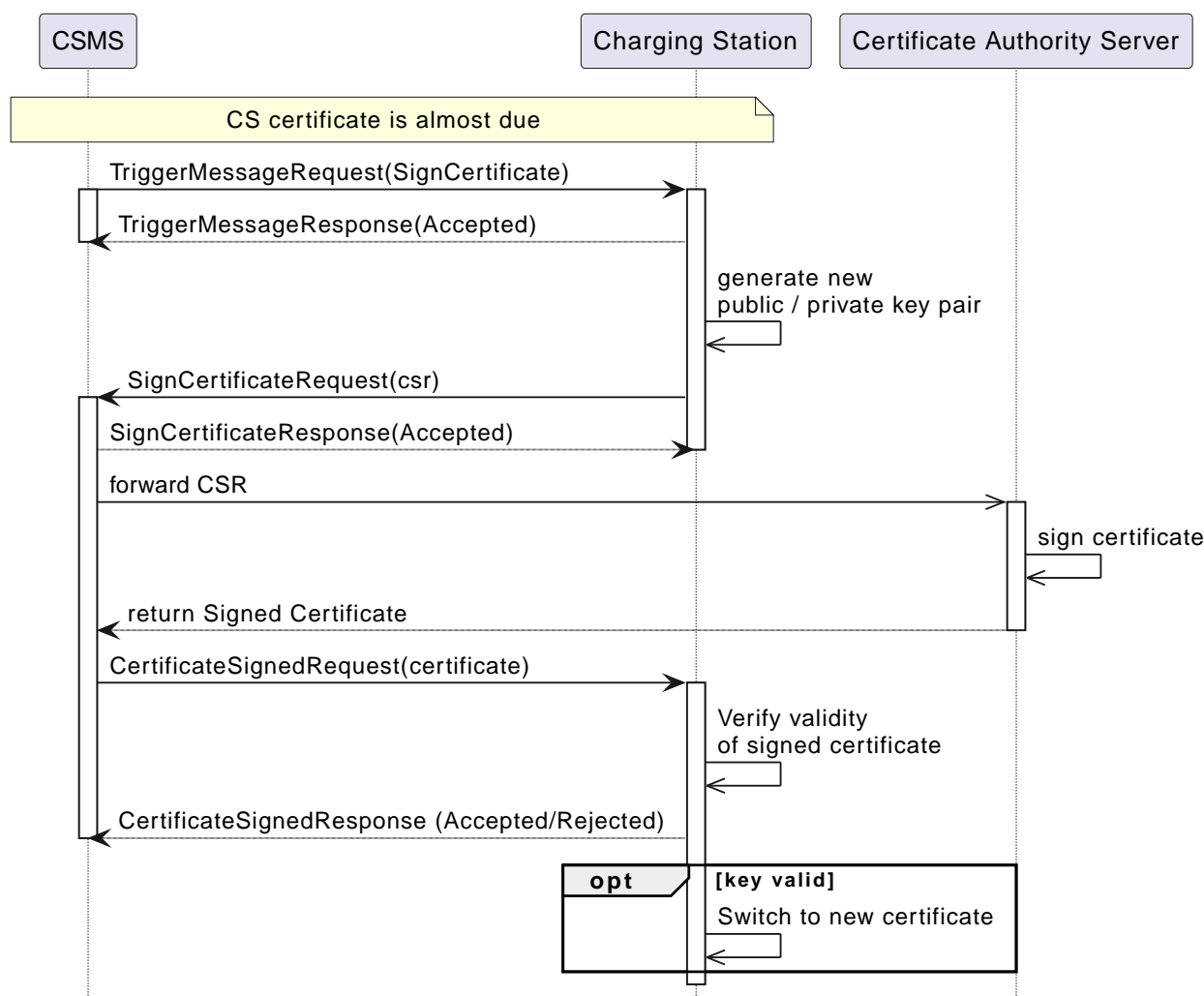


Figure 6. Update Charging Station Certificate

## A02 - Update Charging Station Certificate by request of CSMS - Requirements

Table 26. A02 - Requirements

ID	Precondition	Requirement definition	Note
A02.FR.01		A key update SHOULD be performed after installation of the Charging Station, to change the key from the one initially provisioned by the manufacturer (possibly a default key).	
A02.FR.02	After sending a <a href="#">TriggerMessageResponse</a> .	The Charging Station SHALL generate a new public / private key pair using one of the key generation functions described in Section 4.2.1.3 of [16].	
A02.FR.03	A02.FR.02	The Charging Station SHALL send the public key in form of a Certificate Signing Request (CSR) as described in RFC 2986 [22] and then PEM encoded, using the <a href="#">SignCertificateRequest</a> message.	
A02.FR.04		The CSMS SHOULD NOT sign the certificate itself, but instead forwards the CSR to a dedicated certificate authority server managing the certificates for the Charging Station infrastructure. The dedicated authority server MAY be operated by the CSO.	
A02.FR.05		The private key generated by the Charging Station during the key update process SHALL NOT leave the Charging Station at any time, and SHALL NOT be readable via OCPP or any other (remote) communication connection.	
A02.FR.06		The Charging Station SHALL verify the validity of the signed certificate in the <a href="#">CertificateSignedRequest</a> message, checking that the current date (at the time of the update) is within the certificate's validity period, the properties in <a href="#">Certificate Properties</a> , and that it is part of the Charging Station Operator certificate hierarchy as described in <a href="#">Certificate Hierarchy</a> .	When providing a newly signed client certificate with a start period that equals the current time, the CSMS should take into account that there might be a slight discrepancy in the time between the Charging Station and CSMS. This could cause the Charging Station to reject the new certificate, because in case a small time difference exists, the validity period might (just) be in the future for the device.
A02.FR.07	If the certificate is not valid.	The Charging Station SHALL respond to the <a href="#">CertificateSignedRequest</a> with status <i>Rejected</i> AND discard the certificate AND trigger an <i>InvalidChargingStationCertificate</i> security event (See part 2 appendices for the full list of security events).	
A02.FR.08	If the certificate is valid.	The Charging Station SHALL respond to the <a href="#">CertificateSignedRequest</a> with status <i>Accepted</i> AND the Charging Station SHALL switch to the new certificate by reconnecting the websocket and TLS connection.	
A02.FR.10	(A02.FR.08 OR A02.FR.28) AND The Charging Station successfully connected to the CSMS using either one of the certificates.	The Charging Station SHALL discard the client certificate that is NOT in use.	This is to prevent having multiple client certificates installed at the Charging Station, which the CSMS is unable to manage.
A02.FR.11	Upon receipt of a <a href="#">SignCertificateRequest</a> AND It is able to process the request	The CSMS SHALL set status to <i>Accepted</i> in the <a href="#">SignCertificateResponse</a> .	
A02.FR.12	Upon receipt of a <a href="#">SignCertificateRequest</a> AND It is NOT able to process the request	The CSMS SHALL set status to <i>Rejected</i> in the <a href="#">SignCertificateResponse</a> .	

ID	Precondition	Requirement definition	Note
A02.FR.13	When using different certificates for 15118 connections and the Charging Station to CSMS connection	The Charging Station SHALL set the <i>certificateType</i> field in the <a href="#">SignCertificateRequest</a> to the certificate for which the update was triggered.	
A02.FR.14	When receiving a <a href="#">SignCertificateRequest</a> with <i>certificateType</i> included	It is RECOMMENDED for the CSMS to set the <i>certificateType</i> field in the <a href="#">CertificateSignedRequest</a> to the type of certificate in the <a href="#">SignCertificateRequest</a> .	
A02.FR.15	If the Charging Station contains more than one valid V2G certificate, derived from the same root certificate.	The Charging Station SHALL use the newest certificate, as measured by the start of the validity period.	
A02.FR.16	If the configuration variable <a href="#">MaxCertificateChainSize</a> is implemented AND The Charging Station receives a <a href="#">CertificateSignedRequest</a> message with a certificate (chain) with a size that exceeds the set value configured at <a href="#">MaxCertificateChainSize</a>	The Charging Station MAY respond with a <a href="#">CertificateSignedResponse</a> message with status <i>Rejected</i> .	
A02.FR.17	When the CSMS accepted the <a href="#">SignCertificateRequest</a> for a CSR AND the Charging Station did not yet receive a <a href="#">CertificateSignedRequest</a> for this CSR AND the number of seconds configured at <a href="#">CertSigningWaitMinimum</a> has expired	The Charging Station SHALL send a new <a href="#">SignCertificateRequest</a> for the CSR. Optionally, this CSR MAY be for a newly generated key pair.	
A02.FR.18	A02.FR.17	The Charging Station SHALL double the previous back-off time, starting with the number of seconds configured at <a href="#">CertSigningWaitMinimum</a> , every time the back-off time expires without having received the <a href="#">CertificateSignedRequest</a> for this CSR.	
A02.FR.19	A02.FR.18 AND The maximum number of increments is reached	The Charging Station SHALL stop resending the <a href="#">SignCertificateRequest</a> , until it is requested by the CSMS via a <a href="#">TriggerMessageRequest</a> for <a href="#">SignChargingStationCertificate</a> , <a href="#">SignV2GCertificate</a> or <a href="#">SignCombinedCertificate</a> .	
A02.FR.20	A02.FR.07	The Charging Station SHALL NOT initiate the back-off mechanism and resend the <a href="#">SignCertificateRequest</a> , until this is requested by the CSMS via a <a href="#">TriggerMessageRequest</a> for <a href="#">SignChargingStationCertificate</a> , <a href="#">SignV2GCertificate</a> or <a href="#">SignCombinedCertificate</a> .	
A02.FR.21	When the Charging Station receives a <a href="#">SignCertificateResponse</a> with status <i>Rejected</i> , in response to a <a href="#">SignCertificateRequest</a> with <i>certificateType</i> <a href="#">V2GCertificate</a>	It is RECOMMENDED to turn off <a href="#">ISO15118PnCEnabled</a> until the Charging Station has been rebooted.	

ID	Precondition	Requirement definition	Note
A02.FR.28	A02.FR.08 AND the charging station was not able to successfully connect to any of the configured entries of <a href="#">NetworkConfigurationPriority</a> using the new certificate AND The Charging Station supports either one or both reconnection mechanisms described at requirements; B10.FR.07 and B10.FR.08.	The Charging Station SHALL for the reconnection mechanism described at B10.FR.07 fallback to the old client certificate AND for the reconnection mechanism described at B10.FR.08 alternate between using the old and new client certificate after all <a href="#">NetworkConfigurationPriority</a> entries.	As described by requirement B10.FR.09, the Charging Station SHOULD NOT stop trying to reconnect to the CSMS. This is to prevent the Charging Station from becoming a stranded asset.
A02.FR.29	A02.FR.10 AND The Charging Station discarded the new client certificate.	The Charging Station SHOULD send a <a href="#">SecurityEventNotification DiscardedRenewedClientCertificate</a> to the CSMS.	Otherwise the CSMS is not aware that the Charging Station discarded the new client certificate and the CSMS should again trigger a client certificate renewal.

## A03 - Update Charging Station Certificate initiated by the Charging Station

No.	Type	Description
1	Name	Update Charging Station Certificate initiated by the Charging Station
2	ID	A03
3	Objective(s)	To facilitate the management of the Charging Station client side certificate, a certificate update procedure is provided.
4	Description	The Charging Station detects that the certificate <a href="#">ChargingStationCertificate</a> or <a href="#">V2GCertificate</a> for ISO 15118-2 ) it is using, will expire in one month. The Charging Station initiates the process to update its key using <a href="#">SignCertificateRequest</a> , indicating the requested certificate in the <i>certificateType</i> field.
	Actors	Charging Station, CSMS, Certificate Authority Server
	Scenario description	<ol style="list-style-type: none"> <li>1. The Charging Station detects that the Charging Station certificate is due to expire.</li> <li>2. The Charging Station generates a new public / private key pair.</li> <li>3. The Charging Station sends a <a href="#">SignCertificateRequest</a> to the CSMS containing the applicable <a href="#">CertificateSigningUse</a>.</li> <li>4. The CSMS responds with a <a href="#">SignCertificateResponse</a>, with status <i>Accepted</i>.</li> <li>5. The CSMS forwards the CSR to the Certificate Authority Server.</li> <li>6. Certificate Authority Server signs the certificate.</li> <li>7. The Certificate Authority Server returns the Signed Certificate to the CSMS.</li> <li>8. The CSMS sends a <a href="#">CertificateSignedRequest</a> to the Charging Station.</li> <li>9. The Charging Station verifies the signed certificate.</li> <li>10. The Charging Station responds with a <a href="#">CertificateSignedResponse</a> to the CSMS with the status <i>Accepted</i> or <i>Rejected</i>.</li> </ol>
5	Prerequisite(s)	The standard configuration variable <i>OrganizationName</i> MUST be set.
6	Postcondition(s)	<b>Successful postcondition:</b> New Client Side certificate installed in the Charging Station.  <b>Failure postcondition:</b> New Client Side certificate is rejected and discarded.
7	Error handling	The CSMS accepts the CSR request from the Charging Station, before forwarding it to the CA. But when the CA cannot be reached, or rejects the CSR, the Charging Station will never be known. The CSMS may do some checks on the CSR, but cannot do all the checks that a CA does, and it does not prevent connection timeout to the CA. When something like this goes wrong, either the CA is offline or the CSR send by the Charging Station is not correct, according to the CA. In both cases this is something an operator at the CSO needs to be notified of. The operator then needs to investigate the issue. When resolved, the operator can re-run A02.

No.	Type	Description
8	Remark(s)	Same remarks as in <a href="#">A02 - Update Charging Station Certificate by request of CSMS</a> apply.

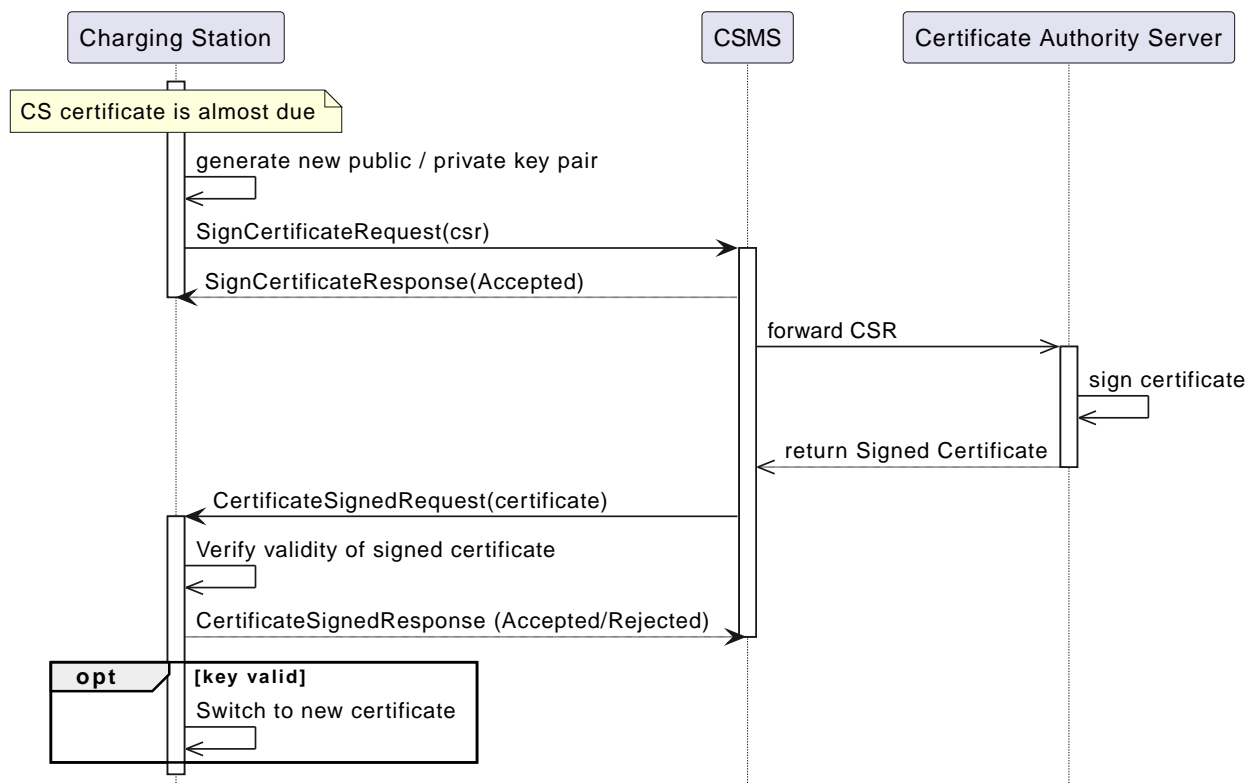


Figure 7. Update Charging Station Certificate initiated by Charging Station

## A03 - Update Charging Station Certificate initiated by the Charging Station - Requirements

Table 27. A03 - Requirements

ID	Precondition	Requirement definition	Note
A03.FR.01		A key update MAY be performed after installation of the Charging Station, to change the key from the one initially provisioned by the manufacturer (possibly a default key).	
A03.FR.02	When the Charging Station detects that the current Charging Station certificate will expire in one month.	The Charging Station SHALL generate a new public / private key pair using one of the key generation functions described in Section 4.2.1.3 of [16].	
A03.FR.03	A03.FR.02	The Charging Station SHALL send the public key in form of a Certificate Signing Request (CSR) as described in RFC 2986 [22] and then PEM encoded, using the <a href="#">SignCertificateRequest</a> message. (Same as A02.FR.03)	
A03.FR.04		The CSMS SHOULD NOT sign the certificate itself, but instead forwards the CSR to a dedicated certificate authority server managing the certificates for the Charging Station infrastructure. The dedicated authority server MAY be operated by the CSO. (Same as A02.FR.04)	
A03.FR.05		The private key generated by the Charging Station during the key update process SHALL NOT leave the Charging Station at any time, and SHALL NOT be readable via OCPP or any other (remote) communication connection. (Same as A02.FR.05)	

ID	Precondition	Requirement definition	Note
A03.FR.06		The Charging Station SHALL verify the validity of the signed certificate in the <a href="#">CertificateSignedRequest</a> message, checking that the current date (at the time of the update) is within the certificate's validity period, the properties in <a href="#">Certificate Properties</a> , and that it is part of the Charging Station Operator certificate hierarchy as described in <a href="#">Certificate Hierarchy</a> . (Same as A02.FR.06)	When providing a newly signed client certificate with a start period that equals the current time, the CSMS should take into account that there might be a slight discrepancy in the time between the Charging Station and CSMS. This could cause the Charging Station to reject the new certificate, because in case a small time difference exists, the validity period might (just) be in the future for the device.
A03.FR.07	If the certificate is not valid.	The Charging Station SHALL respond to the <a href="#">CertificateSignedRequest</a> with status <i>Rejected</i> AND discard the certificate AND trigger an <i>InvalidChargingStationCertificate</i> security event (See part 2 appendices for the full list of security events). (Same as A02.FR.07)	
A03.FR.08	If the certificate is valid.	The Charging Station SHALL respond to the <a href="#">CertificateSignedRequest</a> with status Accepted AND the Charging Station SHALL switch to the new certificate by reconnecting the websocket and TLS connection. (Same as A02.FR.08)	
A03.FR.10	(A03.FR.08 OR A03.FR.24) AND The Charging Station successfully connected to the CSMS using either one of the certificates.	The Charging Station SHALL discard the client certificate that is NOT in use. (Same as A02.FR.10)	This is to prevent having multiple client certificates installed at the Charging Station, which the CSMS is unable to manage.
A03.FR.11	Upon receipt of a <a href="#">SignCertificateRequest</a> AND It is able to process the request	The CSMS SHALL set status to <i>Accepted</i> in the <a href="#">SignCertificateResponse</a> . (Same as A02.FR.11)	
A03.FR.12	Upon receipt of a <a href="#">SignCertificateRequest</a> AND It is NOT able to process the request	The CSMS SHALL set status to <i>Rejected</i> in the <a href="#">SignCertificateResponse</a> . (Same as A02.FR.12)	
A03.FR.13	When using different certificates for 15118 connections and the Charging Station to CSMS connection	The Charging Station SHALL include the <i>certificateType</i> field in the <a href="#">SignCertificateRequest</a> to specify which certificate it wants to update. (Same as A02.FR.13)	
A03.FR.14	When receiving a <a href="#">SignCertificateRequest</a> with <i>certificateType</i> included	It is RECOMMENDED for the CSMS to set the <i>certificateType</i> field in the <a href="#">CertificateSignedRequest</a> to the type of certificate in the <a href="#">SignCertificateRequest</a> . (Same as A02.FR.14)	
A03.FR.15	If the Charging Station contains more than one valid V2G certificate, derived from the same root certificate.	The Charging Station SHALL use the newest certificate, as measured by the start of the validity period. (Same as A02.FR.15)	

ID	Precondition	Requirement definition	Note
A03.FR.16	If the configuration variable <a href="#">MaxCertificateChainSize</a> is implemented AND The Charging Station receives a <a href="#">CertificateSignedRequest</a> message with a certificate (chain) with a size that exceeds the set value configured at <a href="#">MaxCertificateChainSize</a>	The Charging Station MAY respond with a <a href="#">CertificateSignedResponse</a> message with status <i>Rejected</i> . (Same as A02.FR.16)	
A03.FR.17	When the CSMS accepted the <a href="#">SignCertificateRequest</a> for a CSR AND the Charging Station did not yet receive a <a href="#">CertificateSignedRequest</a> for this CSR AND the number of seconds configured at <a href="#">CertSigningWaitMinimum</a> has expired	The Charging Station SHALL send a new <a href="#">SignCertificateRequest</a> for the CSR. Optionally, this CSR MAY be for a newly generated key pair. (Same as A02.FR.17)	
A03.FR.18	A03.FR.17	The Charging Station SHALL double the previous back-off time, starting with the number of seconds configured at <a href="#">CertSigningWaitMinimum</a> , every time the back-off time expires without having received the <a href="#">CertificateSignedRequest</a> for this CSR. (Same as A02.FR.18)	
A03.FR.19	A03.FR.18 AND <a href="#">CertSigningRepeatTimes</a> is reached	The Charging Station SHALL stop resending the <a href="#">SignCertificateRequest</a> , until it is requested by the CSMS via a <a href="#">TriggerMessageRequest</a> for <a href="#">SignChargingStationCertificate</a> , <a href="#">SignV2GCertificate</a> or <a href="#">SignCombinedCertificate</a> . (Same as A02.FR.19)	
A03.FR.24	A03.FR.08 AND the charging station was not able to successfully connect to any of the configured entries of <a href="#">NetworkConfigurationPriority</a> using the new certificate AND The Charging Station supports either one or both reconnection mechanisms described at requirements; B10.FR.07 and B10.FR.08.	The Charging Station SHALL for the reconnection mechanism described at B10.FR.07 fallback to the <code>old</code> client certificate AND for the reconnection mechanism described at B10.FR.08 alternate between using the <code>old</code> and <code>new</code> client certificate after all <a href="#">NetworkConfigurationPriority</a> entries. (Same as A02.FR.28)	As described by requirement B10.FR.09, the Charging Station SHOULD NOT stop trying to reconnect to the CSMS. This is to prevent the Charging Station from becoming a stranded asset.
A03.FR.25	A03.FR.10 AND The Charging Station discarded the <code>new</code> client certificate.	The Charging Station SHOULD send a <a href="#">SecurityEventNotification</a> <i>DiscardedRenewedClientCertificate</i> to the CSMS. (Same as A02.FR.29)	Otherwise the CSMS is not aware that the Charging Station discarded the new client certificate and the CSMS may need to trigger a new client certificate renewal.

## A04 - Security Event Notification

No.	Type	Description
1	Name	Security Event Notification
2	ID	A04
3	Objective(s)	To inform the CSMS of critical security events.
4	Description	This use case allows the Charging Station to immediately inform the CSMS of changes in the system security.
	Actors	CSMS, Charging Station
	Scenario description	<ol style="list-style-type: none"> <li>1. A critical security event happens.</li> <li>2. The Charging Station sends a <a href="#">SecurityEventNotificationRequest</a> to the CSMS.</li> <li>3. The CSMS responds with <a href="#">SecurityEventNotificationResponse</a> to the Charging Station.</li> </ol>
5	Prerequisite(s)	n/a
6	Postcondition(s)	The Charging Station <i>successfully</i> informs the CSMS of critical security events by sending a <a href="#">SecurityEventNotificationRequest</a> to the CSMS.
7	Error handling	n/a
8	Remark(s)	A list of security related events and their 'criticality' is provided in the Appendices ( <i>Appendix 1. Security Events</i> )

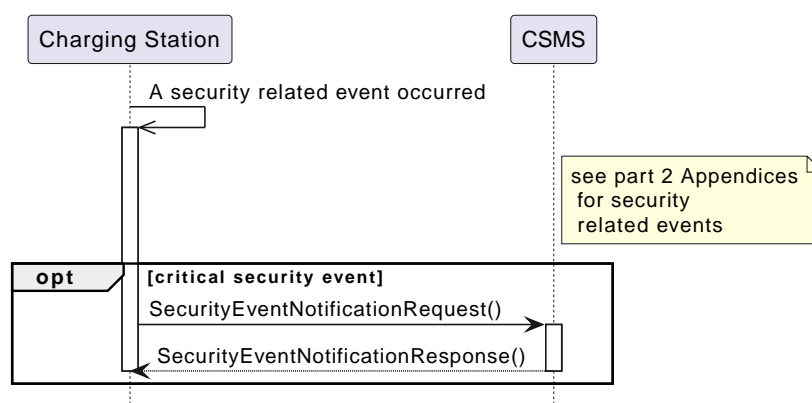


Figure 8. Security Event Notification

## A04 - Security Event Notification - Requirements

Table 28. A04 - Requirements

ID	Precondition	Requirement definition	Note
A04.FR.01	When a <i>critical</i> security event happens	The Charging Station SHALL inform the CSMS of the security events by sending a <a href="#">SecurityEventNotificationRequest</a> to the CSMS.	
A04.FR.02	A04.FR.01 AND the Charging Station is disconnected.	Security event notifications MUST be queued with a guaranteed delivery at the CSMS.	
A04.FR.03	A04.FR.01	The CSMS SHALL confirm the receipt of the notification using the <a href="#">SecurityEventNotificationResponse</a> message.	
A04.FR.04	When a security event happens (also non-critical)	The Charging Station SHALL store the security event in a security log.	It is recommended to implement this log in a rolling format.

## A05 - Upgrade Charging Station Security Profile

No.	Type	Description
1	Name	Upgrade Charging Station Security Profile
2	ID	A05
3	Objective(s)	The CSO wants to change the security of the OCPP connection between CSMS and a Charging Station.
4	Description	Use case when migrating from OCPP 1.6 without security profiles to OCPP 2.0.1. Before migrating to a security profile, the prerequisites, like installed certificates or password, need to be configured.
	Actors	CSMS, Charging Station
	Scenario description	<ol style="list-style-type: none"> <li>1. The CSMS sets a new value for the <a href="#">NetworkConfigurationPriority</a> Configuration Variable via <a href="#">SetVariablesRequest</a>, such that the <a href="#">NetworkConnectionProfile</a> for the new security profile becomes first in the list and the existing connection profile becomes second in the list.</li> <li>2. The Charging Station responds with a <a href="#">SetVariablesResponse</a> with status <i>Accepted</i></li> <li>3. The CSMS sends a <a href="#">ResetRequest(OnIdle)</a></li> <li>4. The Charging Station reboots and connects via the new primary <a href="#">NetworkConnectionProfile</a></li> </ol>
5	Prerequisite(s)	The CSO ensures that a <a href="#">NetworkConnectionProfile</a> has been set using an allowed security profile AND that the prerequisite(s) for going to the new security profile are met before sending the command to change to the new security profile.
6	Postcondition(s)	The Charging Station was successfully upgraded to a new security profile.
7	Error handling	n/a
8	Remark(s)	<p>For security reasons it is by default not allowed to revert to a lower Security Profile using OCPP.</p> <p>Only when the variable <a href="#">AllowSecurityProfileDowngrade</a> is implemented and is set to true, it is allowed to downgrade from profile 3 to profile 2. Even in that case, it is not allowed to revert from profile 2 or profile 3 to security profile 1 using OCPP.</p>

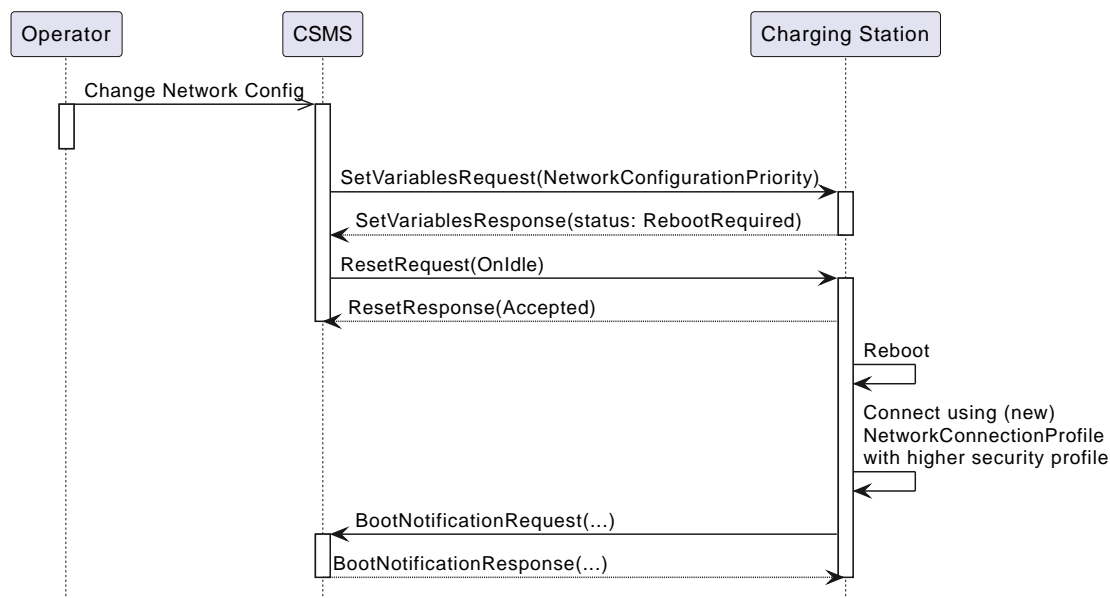


Figure 9. Upgrade Charging Station Security Profile

## A05 - Upgrade Charging Station Security Profile - Requirements

Table 29. A05 - Requirements

ID	Precondition	Requirement definition
A05.FR.02	The Charging Station receives <a href="#">SetVariablesRequest</a> for <a href="#">NetworkConfigurationPriority</a> containing a profile slot for a <a href="#">NetworkConnectionProfile</a> with a 'securityProfile' value higher than the current value AND new value is 2 or 3 AND No valid CSMSRootCertificate installed	The Charging Station SHALL respond with <a href="#">SetVariablesResponse</a> (Rejected), and not update the value for <a href="#">SecurityProfile</a> and/or reconnect to the CSMS.
A05.FR.03	The Charging Station receives <a href="#">SetVariablesRequest</a> for <a href="#">NetworkConfigurationPriority</a> containing a profile slot for a <a href="#">NetworkConnectionProfile</a> with a 'securityProfile' value higher than the current value AND new value is 3 AND No valid ChargingStationCertificate installed	The Charging Station SHALL respond with <a href="#">SetVariablesResponse</a> (Rejected), and not update the value for <a href="#">SecurityProfile</a> and/or reconnect to the CSMS.
A05.FR.04	The Charging Station receives <a href="#">SetVariablesRequest</a> for <a href="#">NetworkConfigurationPriority</a> containing profile slots for <a href="#">NetworkConnectionProfiles</a> with a 'securityProfile' value equal to or higher than the current value AND all prerequisites are met	The Charging Station SHALL respond with <a href="#">SetVariablesResponse</a> (Accepted)
A05.FR.05	A05.FR.04 AND After a reboot	The Charging Station SHALL begin connecting to the first entry of <a href="#">NetworkConfigurationPriority</a>
A05.FR.06	A05.FR.05 AND The Charging Station successfully connected to the CSMS using the (new) <a href="#">NetworkConnectionProfile</a>	The Charging Station SHALL update the value of the configuration variable <a href="#">SecurityProfile</a> AND it SHALL remove all <a href="#">NetworkConnectionProfiles</a> with a lower securityProfile than stored at <a href="#">SecurityProfile</a> AND update <a href="#">NetworkConfigurationPriority</a> accordingly.
A05.FR.07	A05.FR.06	The CSMS SHALL NOT allow the Charging Station to connect with a lower security profile anymore.
A05.FR.08	The variable <a href="#">AllowSecurityProfileDowngrade</a> is implemented and set to true AND The currently active 'SecurityProfile' is 3 AND The Charging Station receives <a href="#">SetVariablesRequest</a> for <a href="#">NetworkConfigurationPriority</a> containing profile slots for <a href="#">NetworkConnectionProfiles</a> with a 'securityProfile' value equal to 2.	The Charging Station SHALL respond with <a href="#">SetVariablesResponse</a> (Accepted)
A05.FR.09	The variable <a href="#">AllowSecurityProfileDowngrade</a> is implemented and set to true AND The currently active 'SecurityProfile' is higher than 1 AND The Charging Station receives <a href="#">SetVariablesRequest</a> for <a href="#">NetworkConfigurationPriority</a> containing profile slots for <a href="#">NetworkConnectionProfiles</a> with a 'securityProfile' value equal to 1.	The Charging Station SHALL respond with <a href="#">SetVariablesResponse</a> (Rejected)
A05.FR.10	The variable <a href="#">AllowSecurityProfileDowngrade</a> is not implemented or implemented and set to false AND The Charging Station receives <a href="#">SetVariablesRequest</a> for <a href="#">NetworkConfigurationPriority</a> containing profile slots for <a href="#">NetworkConnectionProfiles</a> with a 'securityProfile' value lower than the currently active security profile	The Charging Station SHALL respond with <a href="#">SetVariablesResponse</a> (Rejected)

# B. Provisioning

# Chapter 1. Introduction

This Functional Block describes the functionality that helps a CSO provision their Charging Stations: permitting them on their network, retrieving configuration information from these Charging Stations, making changes to their configuration etc. This chapter also covers resetting a Charging Station and migrating to a new `NetworkConnectionProfile`.

## 1.1. Transactions before being accepted by a CSMS

A Charging Station Operator MAY choose to configure a Charging Station to accept transactions before the Charging Station is accepted by a CSMS. Parties who want to implement this such behavior should realize that it is uncertain if those transactions can ever be delivered to the CSMS.

After a restart (for instance due to a remote reset command, power outage, firmware update, software error etc.) the Charging Station MUST again contact the CSMS and SHALL send a `BootNotification` request. If the Charging Station fails to receive a `BootNotificationResponse` from the CSMS, and has no in-built non-volatile real-time clock hardware that has been correctly preset, the Charging Station may not have a valid date and time setting, making it difficult or even impossible to later determine the date and time of transactions.

It might also be the case (e.g. due to configuration error) that the CSMS indicates a status other than Accepted for an extended period of time, or indefinitely.

It is usually advisable to deny all charging services at a Charging Station if the Charging Station has never before been Accepted by the CSMS (using the current connection settings, URL, etc.) since users cannot be authenticated and running transactions could conflict with provisioning processes.

If this is supported, this behaviour can be configured via the Configuration Variable: `TxBeforeAcceptedEnabled`.

## Chapter 2. Use cases & Requirements

### 2.1. Booting a Charging Station

#### B01 - Cold Boot Charging Station

No.	Type	Description
1	Name	Cold Boot Charging Station
2	ID	B01
3	Objective(s)	The objective of this use case is to enable a Charging Station that is powering up to register itself at a CSMS and provide the right state information.
4	Description	This use case describes how the CSMS can control which Charging Stations access it. To be able to control Charging Stations connecting to a CSMS, Charging Stations are required to send <a href="#">BootNotificationRequest</a> . This request contains some general information about the Charging Station.
	Actors	Charging Station, CSMS
	Scenario description	<ol style="list-style-type: none"> <li>1. The Charging Station is powered up.</li> <li>2. The Charging Station sends <a href="#">BootNotificationRequest</a> to the CSMS.</li> <li>3. The CSMS returns with <a href="#">BootNotificationResponse</a> with the status <i>Accepted</i>.</li> <li>4. <i>Optional</i>: The Charging Station sends <a href="#">StatusNotificationRequest</a> with status <i>Unavailable</i> to the CSMS for each Connector.</li> <li>5. The Charging Station sends <a href="#">StatusNotificationRequest</a> to the CSMS for each Connector. If the status was set to <i>Unavailable</i> or <i>Reserved</i> from the CSMS prior to the (re)boot, the Connector should return to this status, otherwise the status should be <i>Available</i> or, when it resumes a transaction that was ongoing, the status should be <i>Occupied</i>.</li> <li>6. Normal operation is resumed.</li> <li>7. The Charging Station sends <a href="#">HeartbeatRequest</a> to the CSMS.</li> </ol>
	Alternative scenario(s)	<a href="#">B02 - Cold Boot Charging Station - Pending</a> <a href="#">B03 - Cold Boot Charging Station - Rejected</a>
5	Prerequisite(s)	The Charging Station is powered down.
6	Postcondition(s)	<p><b>Successful postcondition:</b> The Charging Station is in <i>Idle</i> status, and <i>Accepted</i>.</p> <p><b>Failure postcondition:</b> The Charging Station received the status <i>Rejected</i>, <a href="#">B03 - Cold Boot Charging Station - Rejected</a> applies.</p> <p>The Charging Station received the status <i>Pending</i>, <a href="#">B02 - Cold Boot Charging Station - Pending</a> applies.</p>
7	Error handling	<ol style="list-style-type: none"> <li>1. No initial establishment of connection of communication between the CSMS and Charging Station: Retry Connection with the CSMS.</li> <li>2. No response / time-out from the CSMS: The Charging Station resends <a href="#">BootNotificationRequest</a> after a waiting interval. The Charging Station chooses this interval on its own (since it did not get a <a href="#">BootNotificationResponse</a> containing this interval), in a way that avoids flooding the CSMS with requests.</li> </ol>
8	Remark(s)	<p>Multiple options for a self check are possible: some Charging Stations boot and send status notifications with <i>Unavailable</i>, then perform a check of all the hardware and send new <i>NotifyEvents</i> with <i>AvailabilityState Available</i> when the Charging Station is up and running. However, there is no required order for a self check and sending a <a href="#">BootNotificationRequest</a>. A Charging Stations can also do the self check <i>before</i> sending a <a href="#">BootNotificationRequest</a> and determine the status before a (mobile) network connection is established and a <a href="#">BootNotificationRequest</a> is sent.</p> <p>When something is wrong with the Charging Station or EVSE, the status SHALL be set to <i>Faulted</i>. <i>Reserved</i> and <i>Unavailable</i> states persist after a reboot.</p>

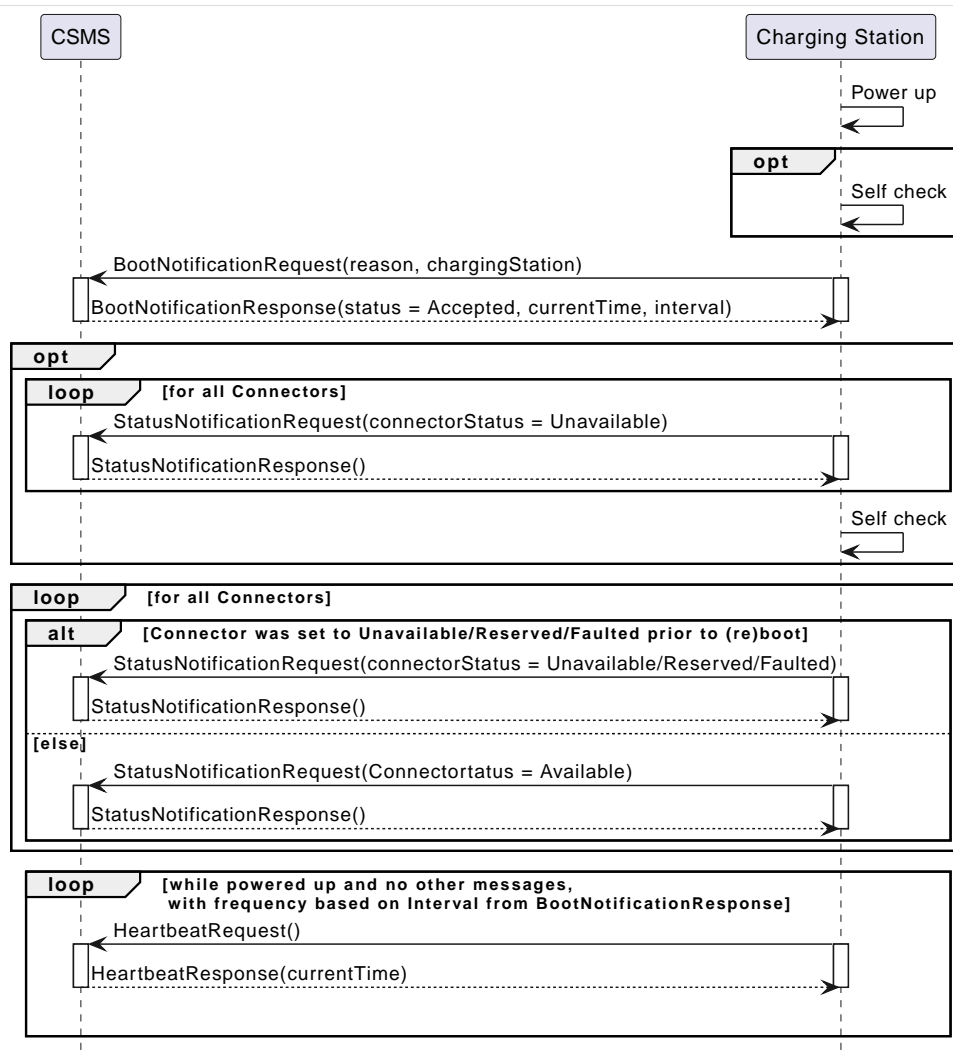


Figure 10. Sequence Diagram: Cold Boot Charging Station

## B01 - Cold Boot Charging Station - Requirements

Table 30. B01 - Requirements

ID	Precondition	Requirement definition	Note
B01.FR.01	After start-up.	The Charging Station SHALL send <a href="#">BootNotificationRequest</a> to the CSMS with information about its configuration.	Information: e.g. version, vendor, etc.
B01.FR.02	B01.FR.01 The CSMS has received <a href="#">BootNotificationRequest</a> from the Charging Station.	The CSMS SHALL respond to indicate whether it will accept the Charging Station.	
B01.FR.03	After a reboot (for instance due to a remote reset command, power outage, firmware update, software error etc.)	The Charging Station SHALL again connect to the CSMS and SHALL send a <a href="#">BootNotificationRequest</a> each time it boots or reboots.	
B01.FR.04	When the CSMS responds with <a href="#">BootNotificationResponse</a> with the status <i>Accepted</i> AND <i>interval &gt; 0</i>	The Charging Station SHALL adjust the heartbeat interval in accordance with the interval from the response message.	
B01.FR.05	When the CSMS responds with <a href="#">BootNotificationResponse</a> with the status <i>Accepted</i> .	The Charging Station SHALL send a <a href="#">StatusNotificationRequest</a> for each Connector with its current state.	

ID	Precondition	Requirement definition	Note
B01.FR.06	The Charging Station has received <a href="#">BootNotificationResponse</a> . AND Charging Station is configured to use Heartbeats for time synchronization <a href="#">TimeSource</a>	The Charging Station SHALL synchronize the Charging Station's internal clock with the supplied CSMS's current time.	
B01.FR.07	When a Charging Station or an EVSE is set to status <code>Unavailable</code> by a <code>Change Availability</code> command.	The <code>Unavailable</code> status MUST be persistent across reboots.	
B01.FR.08	Between the physical power-on/reboot and the successful completion of a <code>BootNotification</code> , where the CSMS returns <code>Accepted</code> or <code>Pending</code> .	The Charging Station SHALL NOT send any other OCPP requests to the CSMS (except <a href="#">BootNotificationRequest</a> ). This includes cached OCPP messages that are still present in the Charging Station from prior sessions.	Refer to <a href="#">B02 - Cold Boot Charging Station - Pending</a> (for example B02.FR.02) for more details on sending messages on the <code>Pending</code> status.
B01.FR.09	B01.FR.01	The Charging Station SHALL indicate the reason for sending the <a href="#">BootNotificationRequest</a> message in the <code>reason</code> field.	For which reason to use, see <a href="#">BootReasonEnumType</a> .
B01.FR.10	The Charging Station has received a <a href="#">BootNotificationResponse</a> in which status is not <code>Accepted</code> AND the Charging Station sends a RPC Framework: <code>CALL</code> message that is NOT a <a href="#">BootNotificationRequest</a> or a message triggered by one of the following messages: <a href="#">TriggerMessageRequest</a> , <a href="#">GetBaseReportRequest</a> , <a href="#">GetReportRequest</a> .	The CSMS SHALL respond with RPC Framework: <code>CALLERROR: SecurityError</code> .	The Charging Station is not allowed to initiate sending other messages before being accepted.
B01.FR.11	B01.FR.01 AND Security profile 3 is used	The CSMS SHALL check the <code>SerialNumber</code> in the <a href="#">BootNotificationRequest</a> against the Serial Number in the Certificate Common Name.	
B01.FR.12	B01.FR.11 AND the <code>SerialNumber</code> in the <a href="#">BootNotificationRequest</a> does NOT equal the Serial Number in the Certificate Common Name	The CSMS SHALL close WebSocket connection.	
B01.FR.13	When an EVSE has been reserved	The <code>Reserved</code> state MUST be persistent across reboots.	

## B02 - Cold Boot Charging Station - Pending

No.	Type	Description
1	Name	Cold Boot Charging Station - Pending
2	ID	B02
	Parent use case	<a href="#">B01 - Cold Boot Charging Station</a>
3	Objective(s)	<ol style="list-style-type: none"> <li>1. To inform the Charging Station that it is not yet accepted by the CSMS: <i>Pending</i> status.</li> <li>2. To give the CSMS a way to retrieve or set certain configuration information.</li> <li>3. To give the CSMS a way of limiting the load on the CSMS after e.g. a reboot of the CSMS.</li> </ol>
4	Description	This use case describes the behavior of the CSMS and a Charging Station when the Charging Station is informed by the CSMS that it is not yet accepted using the <i>Pending</i> status.
	Actors	Charging Station, CSMS
	Scenario description	<ol style="list-style-type: none"> <li>1. The Charging Station is powered up.</li> <li>2. The Charging Station sends <a href="#">BootNotificationRequest</a> to the CSMS.</li> <li>3. The CSMS responds with <a href="#">BootNotificationResponse</a> with the status <i>Pending</i>.</li> <li>4. The CSMS then, is able to send messages to the Charging Station in order to change the configuration of the Charging Station.</li> <li>5. The Charging Station resends <a href="#">BootNotificationRequest</a> after the number of seconds indicated by the interval field. (Interval from <a href="#">BootNotificationResponse</a>)</li> </ol>
5	Prerequisite(s)	<ol style="list-style-type: none"> <li>1. The CSMS requires to set the Charging Station in <i>Pending</i> status.</li> <li>2. The Charging Station is starting up (i.e. powering up after being powered down).</li> </ol>
6	Postcondition(s)	<p><b>Successful postcondition:</b> The Charging Station is in <i>Pending</i> status.</p> <p><b>Failure postcondition:</b> The Charging Station received the status <i>Rejected</i>, <a href="#">B03 - Cold Boot Charging Station - Rejected</a> applies.</p>
7	Error handling	<ol style="list-style-type: none"> <li>1. When no initial connection established between CSMS and Charging Station: Retry Connection to the CSMS and resend <a href="#">BootNotificationRequest</a>.</li> <li>2. No response / time-out from the CSMS: The Charging Station resends <a href="#">BootNotificationRequest</a> after a waiting interval. This waiting interval can be based on the interval from a previous <a href="#">BootNotificationResponse</a> or chosen by the Charging Station itself. In the latter case, the Charging Station chooses this interval in a way that avoids flooding the CSMS with requests.</li> </ol>
8	Remark(s)	When the CSMS returns with <a href="#">BootNotificationResponse</a> with the status <i>Accepted</i> , <a href="#">B01 - Cold Boot Charging Station</a> applies.

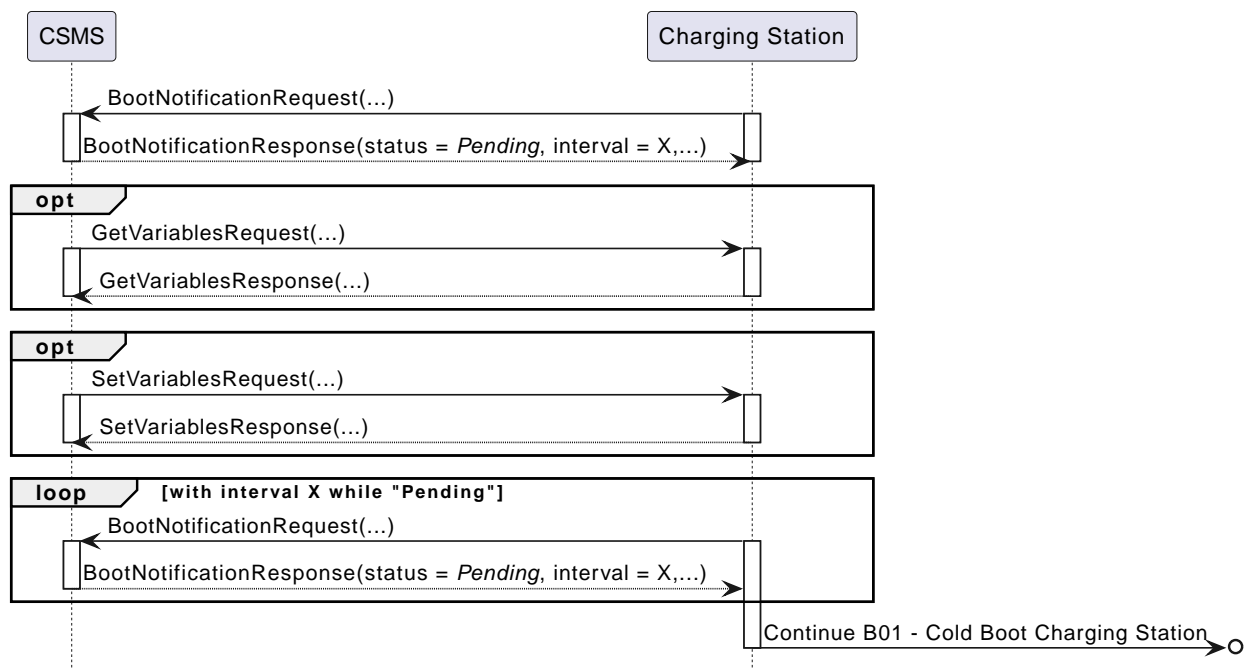


Figure 11. Sequence Diagram: Cold Boot Charging Station - Pending

## B02 - Cold Boot Charging Station - Pending - Requirements

Table 31. B02 - Requirements

ID	Precondition	Requirement definition	Note
B02.FR.01	After the Charging Station received the <i>Pending</i> status.	The CSMS MAY send messages to retrieve information from the Charging Station (as described in use cases B06, B07, B08) or change its configuration by <a href="#">SetVariablesRequest</a> (as described in use case B05). The Charging Station SHALL respond to these messages.	The Pending status can thus indicate that the CSMS wants to retrieve or set certain information on the Charging Station before it will accept the Charging Station.
B02.FR.02	While the CSMS has not yet responded to a <a href="#">BootNotificationRequest</a> with an <i>Accepted</i> status in the <a href="#">BootNotificationResponse</a> .	The Charging Station SHALL NOT send RPC Framework: CALL messages (Except <a href="#">BootNotificationRequest</a> ) to the CSMS, unless it has been instructed by the CSMS to do so, using one of the following messages: <a href="#">TriggerMessageRequest</a> , <a href="#">GetBaseReportRequest</a> , <a href="#">GetReportRequest</a> .	
B02.FR.03	While the CSMS has not yet responded to a <a href="#">BootNotificationRequest</a> with an <i>Accepted</i> status in the <a href="#">BootNotificationResponse</a> .	A Charging Station Operator MAY choose to configure a Charging Station to accept transactions and queue <a href="#">TransactionEventRequest</a> messages to be sent to the CSMS	Parties who want to implement this behavior must realize that it is uncertain if those transactions can ever be delivered to the CSMS.
B02.FR.04	While the CSMS has not yet responded to a <a href="#">BootNotificationRequest</a> with an <i>Accepted</i> status in the <a href="#">BootNotificationResponse</a> .	A Charging Station SHALL NOT send <a href="#">BootNotificationRequest</a> earlier than the value of the Interval field in <a href="#">BootNotificationResponse</a> , unless requested to do so with <a href="#">TriggerMessageRequest</a> .	
B02.FR.05	While in <i>Pending</i> status AND receiving a <a href="#">RequestStartTransactionRequest</a> or <a href="#">RequestStopTransactionRequest</a>	The Charging Station SHALL respond with a <a href="#">RequestStartTransactionResponse</a> or <a href="#">RequestStopTransactionResponse</a> with status <i>Rejected</i> . (Even if the Charging Station is allowed to start transaction, see B02.FR.03. If the CSMS wants to use RequestStartTransaction etc. it SHALL first accept the Charging Station)	
B02.FR.06	When the CSMS returns the Pending status	The communication channel SHALL NOT be closed by either the Charging Station or the CSMS.	
B02.FR.07	If the interval in the <a href="#">BootNotificationResponse</a> equals 0, and the status is other than <i>Accepted</i> ,	The Charging Station SHALL choose a waiting interval on its own, in a way that avoids flooding the CSMS with requests.	
B02.FR.08	If the interval in the <a href="#">BootNotificationResponse</a> > 0, and the status is other than <i>Accepted</i> ,	The Charging Station SHALL send a <a href="#">BootNotificationRequest</a> after the set interval has past.	
B02.FR.09	The Charging Station has received a <a href="#">BootNotificationResponse</a> with status <i>Pending</i> AND the Charging Station sends a RPC Framework: CALL message that is NOT a <a href="#">BootNotificationRequest</a> or a message triggered by one of the following messages: <a href="#">TriggerMessageRequest</a> , <a href="#">GetBaseReportRequest</a> , <a href="#">GetReportRequest</a> .	The CSMS SHALL respond with RPC Framework: CALLERROR: SecurityError.	The Charging Station is not allowed to initiate sending other messages before being accepted.

## B03 - Cold Boot Charging Station - Rejected

No.	Type	Description
1	Name	Cold Boot Charging Station - Rejected
2	ID	B03
	Parent use case	<a href="#">B01 - Cold Boot Charging Station</a>
3	Objective(s)	To inform the Charging Station that its <i>not</i> (yet) accepted by the CSMS: <i>Rejected</i> status.
4	Description	This use case describes the behavior of the CSMS and a Charging Station, when the Charging Station is informed by the CSMS that it is not (yet) accepted using the <i>Rejected</i> status.
	Actors	Charging Station, CSMS
	Scenario description	<ol style="list-style-type: none"> <li>1. The Charging Station is powered up.</li> <li>2. The Charging Station sends <a href="#">BootNotificationRequest</a> to the CSMS.</li> <li>3 The CSMS responds with <a href="#">BootNotificationResponse</a> with the status <i>Rejected</i> to the Charging Station.</li> <li>4. The Charging Station will resend <a href="#">BootNotificationRequest</a> after the number of seconds indicated by the interval field. (Interval from <a href="#">BootNotificationResponse</a>).</li> </ol>
5	Prerequisite(s)	<ol style="list-style-type: none"> <li>1. The CSMS requires to set the Charging Station in the <i>Rejected</i> status.</li> <li>2. The Charging Station is powered down.</li> </ol>
6	Postcondition(s)	The Charging Station remains in the <i>Rejected</i> status.
7	Error handling	When there is no response or a time-out from the CSMS: The Charging Station resends <a href="#">BootNotificationRequest</a> after a waiting interval. This waiting interval can be based on the interval from a previous <a href="#">BootNotificationResponse</a> or chosen by the Charging Station itself. In the latter case, the Charging Station chooses this interval in a way that avoids flooding the CSMS with requests.
8	Remark(s)	<p>During the status <i>Rejected</i>, the Charging Station may no longer be reachable from the CSMS. The Charging Station MAY e.g. close its communication channel or shut down its communication hardware.</p> <p>Additionally, the CSMS MAY close the communication channel, for instance to free up system resources.</p> <p>It is advised <i>not</i> to accept any transactions until the BootNotification of the Charging Station has been accepted by the CSMS. See: <a href="#">Transactions before being accepted by a CSMS</a></p> <p>When the CSMS returns with <a href="#">BootNotificationResponse</a> with the status <i>Accepted</i>, <a href="#">B01 - Cold Boot Charging Station</a> applies.</p>

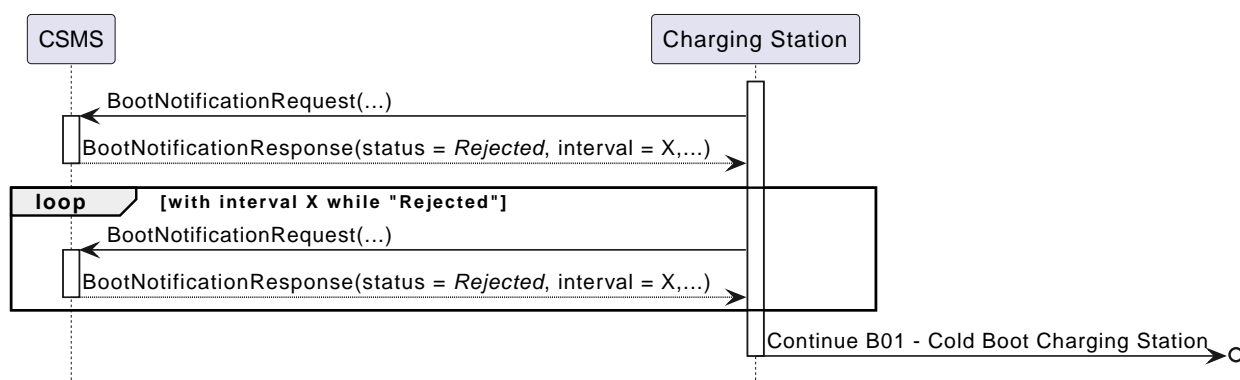


Figure 12. Sequence Diagram: Cold Boot Charging Station - Rejected

## B03 - Cold Boot Charging Station - Rejected - Requirements

Table 32. B03 - Requirements

ID	Precondition	Requirement definition
B03.FR.01	If the Charging Station is configured to accept <a href="#">Transactions before being accepted by a CSMS</a>	The Charging Station MAY allow locally authorized transactions.

ID	Precondition	Requirement definition
B03.FR.02	If the CSMS returns the status <i>Rejected</i> . For example when a Charging Station is blacklisted.	The Charging Station SHALL NOT send any OCPP message to the CSMS until the retry interval has expired.
B03.FR.03	When the CSMS has Rejected the <a href="#">BootNotificationRequest</a> from the Charging Station.	The CSMS SHALL NOT initiate any messages.
B03.FR.04	B03.FR.03	The Charging Station MAY close the connection until it needs to send the next <a href="#">BootNotificationRequest</a> .
B03.FR.05	If the interval in the <a href="#">BootNotificationResponse</a> equals 0, and the status is other than <i>Accepted</i>	The Charging Station SHALL choose a waiting interval on its own, in a way that avoids flooding the CSMS with requests.
B03.FR.06	If the interval in the <a href="#">BootNotificationResponse</a> is greater than 0, and the status is other than <i>Accepted</i>	The Charging Station SHALL send a <a href="#">BootNotificationRequest</a> after the set interval has passed.
B03.FR.07	B03.FR.03 AND Charging Station sends a message that is not a <a href="#">BootNotificationRequest</a>	CSMS SHALL respond with RPC Framework: CALLERROR: SecurityError.
B03.FR.08	B03.FR.03 AND CSMS sends a message that is not a response to a <a href="#">BootNotificationRequest</a> from Charging Station	Charging Station SHALL respond with RPC Framework: CALLERROR: SecurityError.

## B04 - Offline Behavior Idle Charging Station

No.	Type	Description
1	Name	Offline Behavior Idle Charging Station
2	ID	B04
3	Objective(s)	To attain stand-alone operation of the Charging Station.
4	Description	This use case describes that, in the event of unavailability of the communication, the Charging Station is designed to operate stand-alone. In that situation, the Charging Station is said to be <i>Offline</i> .
	Actors	Charging Station, CSMS
	Scenario description	<ol style="list-style-type: none"> <li>1. The CSMS or communication is unavailable.</li> <li>2. The Charging Station operates stand-alone.</li> <li>3. The connection is restored.</li> <li>4. If the <i>Offline</i> period exceeds the value of the <a href="#">OfflineThreshold</a> Configuration Variable: the Charging Station sends a <a href="#">StatusNotificationRequest</a> to the CSMS for each connector. Otherwise it only sends a <a href="#">StatusNotificationRequest</a> for Connectors with a status change during the offline period.</li> <li>5. The Charging Station sends <a href="#">HeartbeatRequest</a> to the CSMS.</li> <li>6. The CSMS responds with <a href="#">HeartbeatResponse</a>.</li> </ol>
5	Prerequisite(s)	The BootNotification was previously accepted and the Charging Station is able to operate stand-alone.
6	Postcondition(s)	When connection is restored after a period of <i>Offline</i> behavior, the CSMS knows the Charging Stations' and EVSEs' state.
7	Error handling	The offline situation is a non-preferred mode of operation that needs to be handled by the Charging Station by trying to re-establish the connection.
8	Remark(s)	n/a

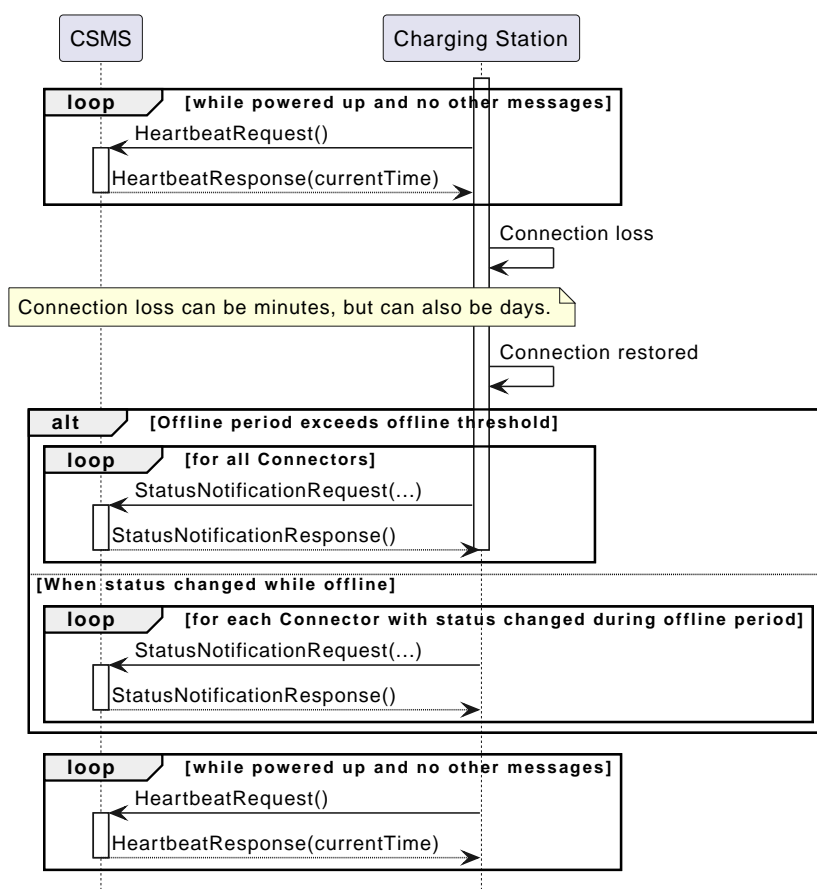


Figure 13. Sequence Diagram: Offline Behavior Idle Charging Station

## B04 - Offline Behavior Idle Charging Station - Requirements

Table 33. B04 - Requirements

ID	Precondition	Requirement definition
B04.FR.01	After having been <i>Offline</i> AND the <i>Offline</i> period exceeds the value of the <i>OfflineThreshold</i> Configuration Variable.	The Charging Station SHALL send <i>StatusNotificationRequest</i> to report the current status of all its Connectors.
B04.FR.02	After having been <i>Offline</i> AND the <i>Offline</i> period does NOT exceed the value of the <i>OfflineThreshold</i> Configuration Variable.	The Charging Station SHALL send <i>StatusNotificationRequest</i> to report the current status of only the Connectors for which a state change occurred.

## 2.2. Configuring a Charging Station

## NOTE

For managing the configuration of a Charging Station a basic understanding of Device Model concepts is essential. These concepts are explained in "OCCP 2.0.1: Part 1 - Architecture & Topology", chapter 4.

## B05 - Set Variables

No.	Type	Description
1	Name	Set Variables
2	ID	B05
3	Objective(s)	To give the CSMS the ability to make changes to variables in the Charging Station.
4	Description	A Charging Station can have a lot of variables that can be configured/changed by the CSMS. A CSMS can use these variables to for example influence the behavior of a Charging Station. This use case describes how the CSMS requests a Charging Station to set the value of variables of a component. The CSMS can request to set more than one value per request.
	Actors	CSMS, Charging Station
	Scenario description	<ol style="list-style-type: none"> <li>1. The CSO triggers the CSMS to request setting one or more variables in a Charging Station.</li> <li>2. The CSMS sends a <i>SetVariablesRequest</i> to the Charging Station.</li> <li>3. The Charging Station responds with a <i>SetVariablesResponse</i> indicating whether it was able to execute the change(s).</li> </ol>
5	Prerequisite(s)	n/a
6	Postcondition(s)	<b>Successful postconditions:</b> <ol style="list-style-type: none"> <li>1. The change was executed <i>Successfully</i>.</li> </ol> <b>Failure postconditions:</b> <ol style="list-style-type: none"> <li>1. The variable is supported, but setting could not be changed, the Charging Station responds with the status <i>Rejected</i>.</li> <li>2. The variable is <i>not</i> supported, the Charging Station responds with the status <i>UnknownVariable</i>.</li> </ol>
7	Error handling	n/a
8	Remark(s)	<p>The attributeType Actual corresponds with the actual value of the Variable, whereas the attributeTypes Target, MinSet and MaxSet correspond to the target, minimum and maximum values that have been set for this variable.</p> <p>This is best explained by an example: the cooling system is configured to operate with a fan speed between 1000 and 5000 rpm. These boundaries are represented by the MinSet and MaxSet attributes. The current fan speed is represented by the Actual attribute. The desired fan speed is represented by the Target attribute.</p>

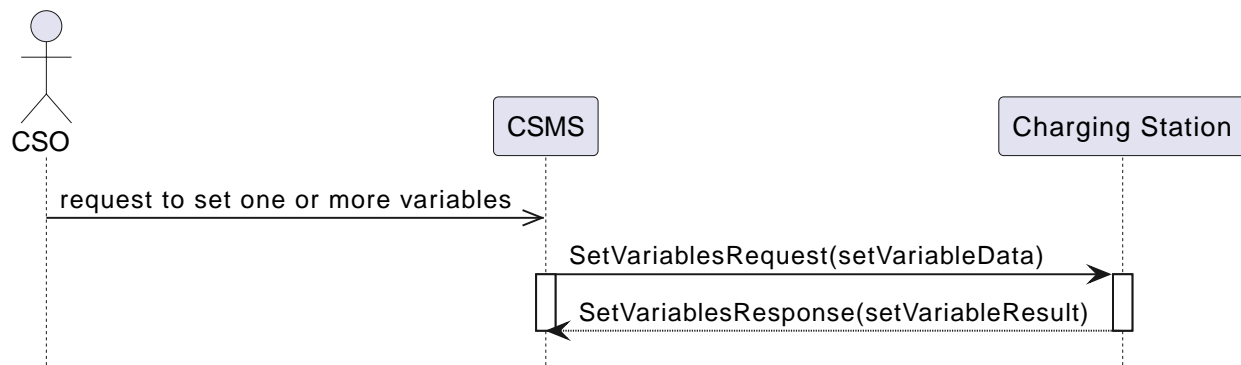


Figure 14. Sequence Diagram: Set Variables

## B05 - Set Variables - Requirements

Table 34. B05 - Requirements

ID	Precondition	Requirement definition
B05.FR.01	When the Charging Station receives a <a href="#">SetVariablesRequest</a> with an X number of <a href="#">SetVariableData</a> elements	The Charging Station SHALL respond with an <a href="#">SetVariablesResponse</a> with an equal (X) number of <a href="#">SetVariableResult</a> elements, one for every <a href="#">SetVariableData</a> element in the <a href="#">SetVariablesRequest</a> .
B05.FR.02	B05.FR.01	Every <a href="#">SetVariableResult</a> element in the <a href="#">SetVariablesResponse</a> SHALL contain the same <i>component</i> and <i>variable</i> combination as one of the <a href="#">SetVariableData</a> elements in the <a href="#">SetVariablesRequest</a> .
B05.FR.03	B05.FR.02 AND If the <a href="#">SetVariablesRequest</a> contains an <i>attributeType</i>	The corresponding <a href="#">SetVariableResult</a> element in the <a href="#">SetVariablesResponse</a> SHALL also contain the same <i>attributeType</i>
B05.FR.04	When the Charging Station receives a <a href="#">SetVariablesRequest</a> with an unknown <a href="#">Component</a> in the <a href="#">SetVariableData</a>	The Charging Station SHALL set the <i>attributeStatus</i> field in the corresponding <a href="#">SetVariableResult</a> to: <a href="#">UnknownComponent</a> .
B05.FR.05	When the Charging Station receives a <a href="#">SetVariablesRequest</a> with a <a href="#">Variable</a> that is unknown for the given <a href="#">Component</a> in the <a href="#">SetVariableData</a>	The Charging Station SHALL set the <i>attributeStatus</i> field in the corresponding <a href="#">SetVariableResult</a> to: <a href="#">UnknownVariable</a> .
B05.FR.06	When the Charging Station receives a <a href="#">SetVariablesRequest</a> with an <i>attributeType</i> that is unknown for the given <a href="#">Variable</a> in the <a href="#">SetVariableData</a>	The Charging Station SHALL set the <i>attributeStatus</i> field in the corresponding <a href="#">SetVariableResult</a> to: <a href="#">NotSupportedAttributeType</a> .
B05.FR.07	When the Charging Station receives a <a href="#">SetVariablesRequest</a> with a <i>value</i> that is incorrectly formatted for the given <a href="#">Variable</a> in the <a href="#">SetVariableData</a>	The Charging Station SHALL set the <i>attributeStatus</i> field in the corresponding <a href="#">SetVariableResult</a> to: <a href="#">Rejected</a> . (More information can be provided in the optional <i>statusInfo</i> element.)
B05.FR.08	When the Charging Station receives a <a href="#">SetVariablesRequest</a> with a <i>value</i> that is lower or higher than the range of the given <a href="#">Variable</a> in the <a href="#">SetVariableData</a>	The Charging Station SHALL set the <i>attributeStatus</i> field in the corresponding <a href="#">SetVariableResult</a> to: <a href="#">Rejected</a> . (More information can be provided in the optional <i>statusInfo</i> element.)
B05.FR.09	NOT (B05.FR.04 to B05.FR.08) AND When the Charging Station receives a <a href="#">SetVariablesRequest</a> for a <a href="#">Variable</a> in the <a href="#">SetVariableData</a> , but is not able to set it	The Charging Station SHALL set the <i>attributeStatus</i> field in the corresponding <a href="#">SetVariableResult</a> to: <a href="#">Rejected</a> . (This happens if the variable is <i>ReadOnly</i> , but may also occur when setting the variable fails because of technical problems.)
B05.FR.10	When the Charging Station was able to set the given <i>value</i> from the <a href="#">SetVariableData</a>	The Charging Station SHALL set the <i>attributeStatus</i> field in the corresponding <a href="#">SetVariableResult</a> to: <a href="#">Accepted</a> .
B05.FR.11		The CSMS SHALL NOT send more <a href="#">SetVariableData</a> elements in a <a href="#">SetVariablesRequest</a> than reported by the Charging Station via <a href="#">ItemsPerMessageSetVariables</a> .
B05.FR.12	When the Charging Station receives a <a href="#">SetVariablesRequest</a> without an <i>attributeType</i> .	The corresponding <a href="#">SetVariableResult</a> element in the <a href="#">SetVariablesResponse</a> SHALL contain the <i>attributeType</i> Actual.

ID	Precondition	Requirement definition
B05.FR.13		The CSMS SHALL NOT include multiple <a href="#">SetVariableData</a> elements, in a single <a href="#">SetVariablesRequest</a> , with the same <a href="#">Component</a> , <a href="#">Variable</a> and <i>AttributeType</i> combination. Note that an omitted <i>AttributeType</i> counts as the value <i>Actual</i> .

## B06 - Get Variables

No.	Type	Description
1	Name	Get Variables
2	ID	B06
3	Objective(s)	To give the CSMS the ability to retrieve the value of an attribute for one or more Variables of one or more Components.
4	Description	This use case describes how the CSMS requests a Charging Station to send the value of an attribute for one or more variables of one or more components. It is not possible to get all attributes of all variables in one call.
	Actors	Charging Station, CSMS
	Scenario description	<ol style="list-style-type: none"> <li>1. The CSO triggers the CSMS to request for a number of variables in a Charging Station.</li> <li>2. The CSMS request the Charging Station for a number of variables with <a href="#">GetVariablesRequest</a> with a list of requested variables.</li> <li>3. The Charging Station responds with a <a href="#">GetVariablesResponse</a> with the requested variables.</li> <li>4. The CSMS sends an optional notification to the CSO.</li> </ol>
5	Prerequisite(s)	n/a
6	Postcondition(s)	<b>Successful postcondition:</b> The Charging Station was able to send all the requested variables. <b>Failure postcondition:</b> The Charging Station was not able to send all requested variables.
7	Error handling	n/a
8	Remark(s)	n/a

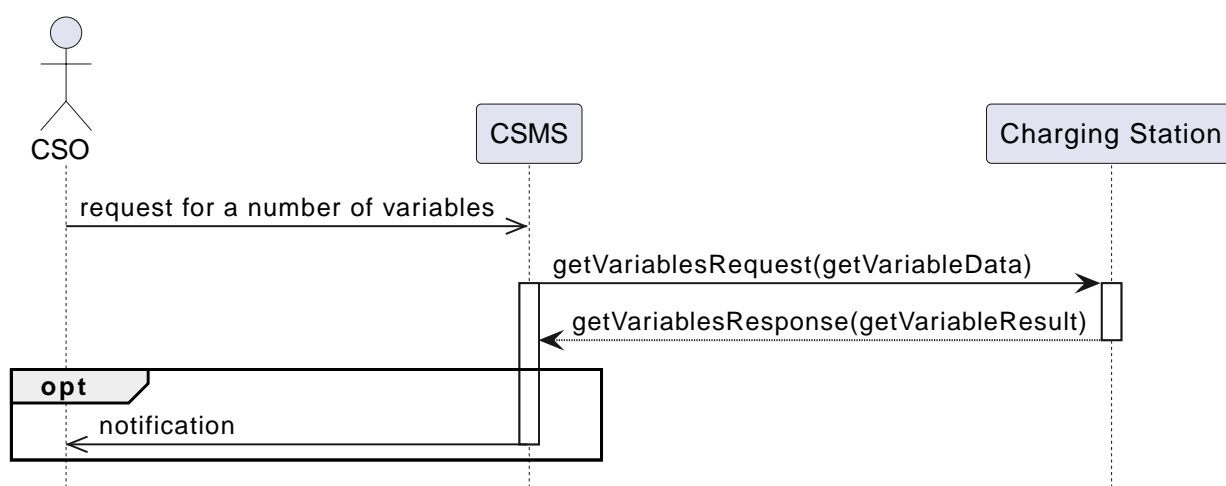


Figure 15. Sequence Diagram: Get Variables

## B06 - Get Variables - Requirements

Table 35. B06 - Requirements

ID	Precondition	Requirement definition
B06.FR.01	When the Charging Station receives a <a href="#">GetVariablesRequest</a> with an X number of <a href="#">GetVariableData</a> elements	The Charging Station SHALL respond with an <a href="#">GetVariablesResponse</a> with an equal (X) number of <a href="#">GetVariableResult</a> elements, one for every <a href="#">GetVariableData</a> element in the <a href="#">GetVariablesRequest</a> .
B06.FR.02	B06.FR.01	Every <a href="#">GetVariableResult</a> element in the <a href="#">GetVariablesResponse</a> SHALL contain the same <i>component</i> and <i>variable</i> combination as one of the <a href="#">GetVariableData</a> elements in the <a href="#">GetVariablesRequest</a> .
B06.FR.03	B06.FR.02 AND If the <a href="#">GetVariablesRequest</a> contains an <i>attributeType</i>	The corresponding <a href="#">GetVariableResult</a> element in the <a href="#">GetVariablesResponse</a> SHALL also contain the same <i>attributeType</i>

ID	Precondition	Requirement definition
B06.FR.04	B06.FR.01	Every <a href="#">GetVariableResult</a> element in the <a href="#">GetVariablesResponse</a> SHALL contain an <i>attributeValue</i> with the value of an attribute from the requested <i>attributeType</i> in the <a href="#">GetVariablesRequest</a> .
B06.FR.05		The CSMS SHALL NOT send more <a href="#">GetVariableData</a> elements in a <a href="#">GetVariablesRequest</a> than reported by the Charging Station via <a href="#">ItemsPerMessageGetVariables</a> .
B06.FR.06	When the Charging Station receives a <a href="#">GetVariablesRequest</a> with an unknown <a href="#">Component</a> in the <a href="#">GetVariableData</a>	The Charging Station SHALL set the <i>attributeStatus</i> field in the corresponding <a href="#">GetVariableResult</a> to: <a href="#">UnknownComponent</a> AND SHALL omit the <i>attributeValue</i> .
B06.FR.07	When the Charging Station receives a <a href="#">GetVariablesRequest</a> with a <a href="#">Variable</a> that is unknown for the given <a href="#">Component</a> in the <a href="#">GetVariableData</a>	The Charging Station SHALL set the <i>attributeStatus</i> field in the corresponding <a href="#">GetVariableResult</a> to: <a href="#">UnknownVariable</a> AND SHALL omit the <i>attributeValue</i> .
B06.FR.08	When the Charging Station receives a <a href="#">GetVariablesRequest</a> with an <i>attributeType</i> that is unknown for the given <a href="#">Variable</a> in the <a href="#">GetVariableData</a>	The Charging Station SHALL set the <i>attributeStatus</i> field in the corresponding <a href="#">GetVariableResult</a> to: <a href="#">NotSupportedAttributeType</a> AND SHALL omit the <i>attributeValue</i> .
B06.FR.09	When the Charging Station receives a <a href="#">GetVariablesRequest</a> for a <a href="#">Variable</a> in the <a href="#">GetVariableData</a> that is <i>WriteOnly</i>	The Charging Station SHALL set the <i>attributeStatus</i> field in the corresponding <a href="#">GetVariableResult</a> to: <a href="#">Rejected</a> .
B06.FR.10	When the Charging Station was able to get the <i>value</i> requested from a <a href="#">GetVariablesRequest</a>	The Charging Station SHALL set the <i>attributeStatus</i> field in the corresponding <a href="#">GetVariableResult</a> to: <a href="#">Accepted</a> and set the <i>attributeValue</i> to the found value.
B06.FR.11	When the Charging Station receives a <a href="#">GetVariablesRequest</a> without an <i>attributeType</i> .	The corresponding <a href="#">GetVariableResult</a> element in the <a href="#">GetVariablesResponse</a> SHALL contain the <i>attributeType</i> Actual.
B06.FR.13	NOT B06.FR.08 AND the Charging Station has no <i>attributeValue</i> for the requested <i>attributeType</i> of the componentvariable	Charging Station SHALL return an empty string as <i>attributeValue</i> . Note: this can happen, for example, when the <i>attributeType</i> Target has not yet been set, even though it is supported.
B06.FR.14	B06.FR.01 AND a value for <i>instance</i> is provided in the <i>component</i> and/or <i>variable</i> in <a href="#">GetVariableData</a>	Charging Station SHALL return the specified instance of that component and/or variable in <a href="#">GetVariableResult</a> .
B06.FR.15	B06.FR.01 AND no value or an empty string is provided for <i>instance</i> in the <i>component</i> and/or <i>variable</i> in <a href="#">GetVariableData</a> AND a component and/or variable without an <i>instance</i> does not exist	Charging Station SHALL return the <i>attributeStatus</i> <a href="#">UnknownComponent</a> or <a href="#">UnknownVariable</a> in the <a href="#">GetVariableResult</a> entry for <a href="#">GetVariableData</a> .
B06.FR.16	Charging Station receives a <a href="#">GetVariablesRequest</a> with more <a href="#">GetVariableData</a> elements than allowed by <a href="#">ItemsPerMessageGetVariables</a>	The Charging Station MAY respond with a <a href="#">CALLERROR(OccurenceConstraintViolation)</a>
B06.FR.17	Charging Station receives a <a href="#">GetVariablesRequest</a> with a length of more bytes than allowed by <a href="#">BytesPerMessageGetVariables</a>	The Charging Station MAY respond with a <a href="#">CALLERROR(FormatViolation)</a>

## B07 - Get Base Report

No.	Type	Description
1	Name	Get Base Report
2	ID	B07
3	Objective(s)	To give the CSMS the ability to request a predefined report as defined in <a href="#">ReportBase</a> .
4	Description	This use case describes how the CSMS requests a Charging Station to send a predefined report as defined in <a href="#">ReportBase</a> . The result will be returned asynchronously in one or more <a href="#">NotifyReportRequest</a> messages.
	Actors	Charging Station, CSMS
	Scenario description	<ol style="list-style-type: none"> <li>1. The CSO triggers the CSMS to request a report from a Charging Station.</li> <li>2. The CSMS requests the Charging Station for a report with <a href="#">GetBaseReportRequest</a>.</li> <li>3. The Charging Station responds with <a href="#">GetBaseReportResponse</a>.</li> <li>4. The Charging Station asynchronously sends the results in one or more <a href="#">NotifyReportRequest</a> messages.</li> <li>5. The CSMS responds with <a href="#">NotifyReportResponse</a> for each <a href="#">NotifyReportRequest</a>.</li> </ol>
5	Prerequisite(s)	n/a
6	Postcondition(s)	<p><b>Successful postcondition:</b> The Charging Station was able to send the requested report.</p> <p><b>Failure postcondition:</b> The Charging Station was <i>not</i> able to send the requested report.</p>
7	Error handling	n/a
8	Remark(s)	n/a

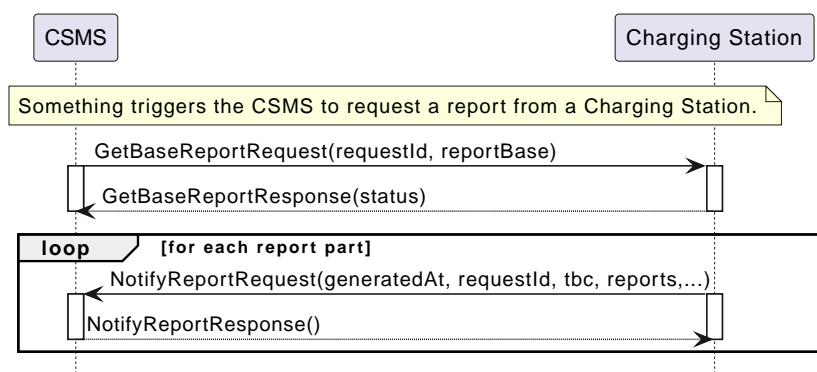


Figure 16. Sequence Diagram: Get Base Report

## B07 - Get Base Report - Requirements

Table 36. B07 - Requirements

ID	Precondition	Requirement definition	Note
B07.FR.01	When the Charging Station receives a <a href="#">getBaseReportRequest</a> for a supported <i>reportBase</i> AND NOT B07.FR.13	The Charging Station SHALL send a <a href="#">getBaseReportResponse</a> with <i>Accepted</i> .	
B07.FR.02	When the Charging Station receives a <a href="#">getBaseReportRequest</a> for a <i>reportBase</i> that is not supported	The Charging Station SHALL send a <a href="#">getBaseReportResponse</a> with <i>NotSupported</i> .	

ID	Precondition	Requirement definition	Note
B07.FR.03	B07.FR.01	The Charging Station SHALL send the requested information, excluding the <i>value</i> of WriteOnly variables, via one or more <a href="#">NotifyReportRequest</a> messages to the CSMS.	It is good practice to send the report data in as few messages as possible in order to limit data overhead.
B07.FR.04	B07.FR.01 AND The <a href="#">getBaseReportRequest</a> contained a <i>requestId</i>	Every <a href="#">NotifyReportRequest</a> send for this <a href="#">getBaseReportRequest</a> SHALL contain the same <i>requestId</i> .	
B07.FR.05	B07.FR.02	The Charging Station SHALL NOT send a <a href="#">NotifyReportRequest</a> to the CSMS.	
B07.FR.07	B07.FR.01 AND When <i>reportBase</i> is <a href="#">ConfigurationInventory</a>	Then the Charging Station SHALL respond with a <a href="#">NotifyReportRequest</a> to report on all component-variables that can be set by the operator including their <i>VariableCharacteristics</i> .	
B07.FR.08	B07.FR.01 AND When <i>reportBase</i> is <a href="#">FullInventory</a>	Then the Charging Station SHALL respond with a <a href="#">NotifyReportRequest</a> to report on all component-variables including their <i>VariableCharacteristics</i> .	As a minimum the required variables mentioned in <a href="#">Charging Infrastructure related</a> shall be reported as well as the required variables in <a href="#">Section 1 Controller Components</a> that are relevant to each functional block that has been implemented.
B07.FR.09	B07.FR.01 AND When <i>reportBase</i> is <a href="#">SummaryInventory</a>	Then the Charging Station SHALL respond with a <a href="#">NotifyReportRequest</a> to report on components and variables related to the availability and condition of the Charging Station, notably operationalStatus of the Charging Station, EVSE and Connectors and any error condition.	A (summary) report that lists Components/Variables relating to the Charging Station's current charging availability, and to any existing problem conditions.  For the Charging Station Component: - AvailabilityState. For each EVSE Component: - AvailabilityState. For each Connector Component: - AvailabilityState (if known and different from EVSE). For all Components in an abnormal State: - Active (Problem, Tripped, Overload, Fallback) variables. - Any other diagnostically relevant Variables of the Components.
B07.FR.10		The sequence number contained in the seqNo field of the <a href="#">NotifyReportRequest</a> is incremental per report. So the <a href="#">NotifyReportRequest</a> message which contains the first report part, SHALL have a seqNo with value 0.	
B07.FR.11	B07.FR.08	All attribute types of a variable, that are supported by the Charging Station, SHALL be reported, even if they have no value (are unset).	This allows a CSMS to know which attribute types are supported by the Charging Station.
B07.FR.12		The Charging Station SHALL support at least the base reports: <a href="#">ConfigurationInventory</a> and <a href="#">FullInventory</a> .	
B07.FR.13	When the Charging Station is temporarily unable to execute a report request	The Charging Station SHALL send a <a href="#">getBaseReportResponse</a> with <i>Rejected</i> .	

ID	Precondition	Requirement definition	Note
B07.FR.14	When a Charging Station connects to CSMS for the first time OR whenever CSMS suspects that the device model of the Charging Station has changed (e.g. after a firmware update or hardware change)	CSMS SHOULD request a <a href="#">GetBaseReportRequest</a> with <i>reportBase = FullInventory</i> to retrieve a complete list of all its device model components and variables.	It is not mandated, because implementations may exist that are based on a known set of charging stations with fixed device models that will not change.

## B08 - Get Custom Report

No.	Type	Description
1	Name	Get Custom Report
2	ID	B08
3	Objective(s)	To give the CSMS the ability to request a report of all Components and Variables limited to those that match ComponentCriteria and/or the list of ComponentVariables.
4	Description	This use case describes how the CSMS requests a Charging Station to send a report of all Components and Variables limited to those that match ComponentCriteria and/or the list of ComponentVariables. The result will be returned asynchronously in one or more <a href="#">NotifyReportRequest</a> messages.
	Actors	Charging Station, CSMS
	Scenario description	<ol style="list-style-type: none"> <li>1. The CSO triggers the CSMS to request a report from a Charging Station.</li> <li>2. The CSMS requests the Charging Station for a report with a <a href="#">GetReportRequest</a>.</li> <li>3. The Charging Station responds with a <a href="#">GetReportResponse</a>.</li> <li>4. The Charging Station asynchronously sends the results in one or more <a href="#">NotifyReportRequest</a> messages.</li> <li>5. The CSMS responds with a <a href="#">NotifyReportResponse</a>.</li> </ol>
5	Prerequisite(s)	n/a
6	Postcondition(s)	<p><b>Successful postcondition:</b> The Charging Station was able to send the requested report.</p> <p><b>Failure postcondition:</b> The Charging Station was <i>not</i> able to send the requested report.</p>
7	Error handling	n/a
8	Remark(s)	n/a

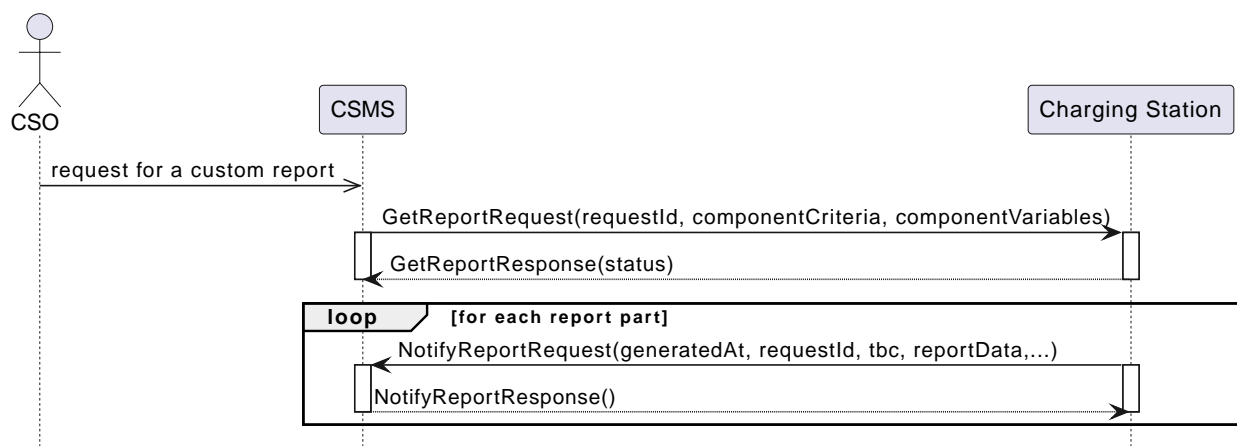


Figure 17. Sequence Diagram: Get Custom Report

## B08 - Get Custom Report - Requirements

Table 37. B08 - Requirements

ID	Precondition	Requirement definition
B08.FR.01	NOT B08.FR.15 AND NOT B08.FR.16 AND When the Charging Station receives a <a href="#">GetReportRequest</a> for supported <i>criteria</i>	The Charging Station SHALL send a <a href="#">GetReportResponse</a> with <a href="#">Accepted</a>
B08.FR.02	When the Charging Station receives a <a href="#">GetReportRequest</a> for not supported <i>criteria</i>	The Charging Station SHALL send a <a href="#">GetReportResponse</a> with <a href="#">NotSupported</a>
B08.FR.03	B08.FR.01	The Charging Station SHALL send the requested information, excluding the <i>value</i> of WriteOnly variables, via one or more <a href="#">NotifyReportRequest</a> messages to the CSMS.

ID	Precondition	Requirement definition
B08.FR.04	B08.FR.01 AND The <a href="#">GetReportRequest</a> contained a <i>requestId</i>	Every <a href="#">NotifyReportRequest</a> sent for this <a href="#">GetReportRequest</a> SHALL contain the same <i>requestId</i> .
B08.FR.05	B08.FR.01 AND <i>componentCriteria</i> and <i>componentVariables</i> are NOT both empty.	Every <a href="#">NotifyReportRequest</a> sent for this <a href="#">GetReportRequest</a> SHALL be limited to the set <i>componentCriteria</i> and <i>componentVariables</i> .
B08.FR.06		CSMS SHALL NOT send more <i>componentVariables</i> in one <a href="#">GetReportRequest</a> message than is configured in the <a href="#">ItemsPerMessageGetReport</a> Configuration Variable
B08.FR.07	B08.FR.01 AND <i>ComponentCriteria</i> contains: <i>Active</i>	The Charging Station SHALL report every component that has the variable <i>Active</i> set to <i>true</i> , or does not have the <i>Active</i> variable in a <a href="#">NotifyReportRequest</a> .
B08.FR.08	B08.FR.01 AND <i>ComponentCriteria</i> contains: <i>Available</i>	The Charging Station SHALL report every component that has the variable <i>Available</i> set to <i>true</i> , or does not have the <i>Available</i> variable, in a <a href="#">NotifyReportRequest</a> .
B08.FR.09	B08.FR.01 AND <i>ComponentCriteria</i> contains: <i>Enabled</i>	The Charging Station SHALL report every component that has the variable <i>Enabled</i> set to <i>true</i> , or does not have the <i>Enabled</i> variable, in a <a href="#">NotifyReportRequest</a> .
B08.FR.10	B08.FR.01 AND <i>ComponentCriteria</i> contains: <i>Problem</i>	The Charging Station SHALL report every component that has the variable <i>Problem</i> set to <i>true</i> in a <a href="#">NotifyReportRequest</a> .
B08.FR.11	B08.FR.01 AND <i>componentCriteria</i> is absent AND <i>componentVariables</i> is NOT empty.	Every <a href="#">NotifyReportRequest</a> sent for this <a href="#">GetReportRequest</a> is limited to the set in <i>componentVariables</i> .
B08.FR.12	B08.FR.01	The reported variables in <a href="#">NotifyReportRequest</a> SHALL contain <i>variableCharacteristics</i> .
B08.FR.13	B08.FR.01 AND More than one <i>componentCriteria</i> is given.	The Charging Station SHALL report all components that have at least one of the given criteria (logical OR).
B08.FR.14		The sequence number contained in the <i>seqNo</i> field of the <a href="#">NotifyReportRequest</a> is incremental per report. So the <a href="#">NotifyReportRequest</a> message which contains the first report part, SHALL have a <i>seqNo</i> with value 0.
B08.FR.15	When the Charging Station receives a <a href="#">GetReportRequest</a> with a combination of criteria which results in an empty result set.	The Charging Station SHALL respond with a <a href="#">GetReportResponse</a> ( <i>status</i> = <i>EmptyResultSet</i> ).
B08.FR.16	When the Charging Station is temporarily unable to execute a report request	The Charging Station SHALL send a <a href="#">getBaseReportResponse</a> with <i>Rejected</i> .
B08.FR.17	Charging Station receives a <a href="#">GetReportRequest</a> with more <i>ComponentVariableType</i> elements than allowed by <a href="#">ItemsPerMessageGetReport</a>	The Charging Station MAY respond with a <i>CALLERROR</i> ( <i>OccurenceConstraintViolation</i> )
B08.FR.18	Charging Station receives a <a href="#">GetReportRequest</a> with a length of more bytes than allowed by <a href="#">BytesPerMessageGetReport</a>	The Charging Station MAY respond with a <i>CALLERROR</i> ( <i>FormatViolation</i> )
B08.FR.20	When Charging Station receives a <a href="#">GetReportRequest</a> with <i>componentVariable</i> elements in which <i>variable</i> is missing	The Charging Station SHALL report for every <i>variable</i> of the <i>component</i> in <i>componentVariable</i> .
B08.FR.21	When Charging Station receives a <a href="#">GetReportRequest</a> with <i>componentVariable</i> elements in which <i>variable</i> is present, but <i>instance</i> is missing	The Charging Station SHALL report for every instance of the <i>variable</i> of the <i>component</i> in <i>componentVariable</i> .
B08.FR.22	B08.FR.11 AND When Charging Station receives a <a href="#">GetReportRequest</a> with a <i>component</i> in a <i>componentVariable</i> element that has a <i>component.evse.id</i> , but <i>component.evse.connector</i> is missing	The Charging Station SHALL report the component(s) with this <i>component.name</i> , <i>component.instance</i> and <i>component.evse.id</i> for every <i>component.evse.connector</i> , whilst taking into account B08.FR.24.

ID	Precondition	Requirement definition
B08.FR.23	B08.FR.11 AND When Charging Station receives a <a href="#">GetReportRequest</a> with a <i>component</i> in a <i>componentVariable</i> element that has no <i>component.evse.id</i>	The Charging Station SHALL report the component(s) with this <i>component.name</i> , <i>component.instance</i> for every <i>component.evse</i> field (including top level component without <i>component.evse</i> ), whilst taking into account B08.FR.24.
B08.FR.24	B08.FR.11 AND When Charging Station receives a <a href="#">GetReportRequest</a> with a <i>component</i> in a <i>componentVariable</i> element that has a value for <i>component.instance</i>	The Charging Station SHALL report the component(s) with this <i>component.name</i> for every <i>component.instance</i> field, whilst taking into account B08.FR.22, B08.FR.23.
B08.FR.25	B08.FR.11 AND When Charging Station receives a <a href="#">GetReportRequest</a> with a <i>component</i> in a <i>componentVariable</i> element that has no <i>component.instance</i> field	The Charging Station SHALL report the component(s) with this <i>component.name</i> for every <i>component.instance</i> field or the component(s) without <i>component.instance</i> field, whichever is the case, whilst taking into account B08.FR.22, B08.FR.23.

## B09 - Setting a new NetworkConnectionProfile

No.	Type	Description
1	Name	Setting a new NetworkConnectionProfile.
2	ID	B09
3	Objective(s)	To enable the CSMS to update the connection details on the Charging Station.
4	Description	The CSMS updates the connection details on the Charging Station. For instance in preparation of a migration to a new CSMS. After completion of this use case, the Charging Station to CSMS connection data has been updated.
	Actors	Charging Station, CSMS
	Scenario description	<p>A Charging Station supports at least two network configuration slots, that are identified by a number. The available slot numbers are reported by the Charging Station in the <i>valuesList</i> of variable <a href="#">NetworkConfigurationPriority</a>. For example: <i>valuesList</i> = "0,1,2" in the base report tells CSMS that three configuration slots, numbered 0, 1 and 2, are available (but not necessarily set). The configuration slot number that is used for the active connection is reported by variable <i>OCPPCommCtrlr.ActiveNetworkProfile</i>.</p> <ol style="list-style-type: none"> <li>1. The CSMS sends a <a href="#">SetNetworkProfileRequest</a> PDU containing an updated connection profile and a <i>configurationSlot</i> out of the <i>valuesList</i> of <a href="#">NetworkConfigurationPriority</a>.</li> <li>2. The Charging Station receives the PDU, validates the content and stores the new data</li> <li>3. The Charging Station responds by sending a <a href="#">SetNetworkProfileResponse</a> PDU, with status <i>Accepted</i></li> </ol>
5	Prerequisites	The data supplied by the CSMS matches the Charging Station's capabilities
6	Postcondition(s)	The Charging Station was able to store the new connection data
7	Error Handling	Activation of a new NetworkConnectionProfile is described in <a href="#">B10 - Migrate to new CSMS</a> . Errors during this use-case are not destructive to the current data connection. Error handling is further described in <a href="#">B10 - Migrate to new CSMS</a>
8	Remarks	Even when changes are made to the currently active NetworkConnectionProfile, these will not be activated until a reboot has occurred, as described in <a href="#">B10 - Migrate to new CSMS</a> .



Figure 18. Sequence Diagram: Set Network Connection Profile

## B09 - Requirements

Table 38. B09 - Requirements when using SetNetworkProfileRequest

ID	Precondition	Requirement definition	Note
B09.FR.01	On receipt of the <a href="#">SetNetworkProfileRequest</a>	The Charging Station SHALL validate the content, store the new data and if successful, respond by sending a <a href="#">SetNetworkProfileResponse</a> message, with status <i>Accepted</i>	Matches B09.FR.33 for NetworkConfiguration.
B09.FR.02	On receipt of the <a href="#">SetNetworkProfileRequest</a>	The Charging Station SHALL validate the content. If the content is invalid, the Charging Station SHALL respond by sending a <a href="#">SetNetworkProfileResponse</a> message, with status <i>Rejected</i> and an optional <i>statusInfo.reasonCode</i> .	Recommended <i>reasonCode</i> to use is "InvalidNetworkConf". The field <i>additionalInfo</i> is recommended to be used to convey which configuration parameter is invalid and why. Matches B09.FR.34 for NetworkConfiguration.

ID	Precondition	Requirement definition	Note
B09.FR.03	If setting a valid <a href="#">NetworkConnectionProfile</a> in a <a href="#">SetNetworkProfileRequest</a> fails.	The Charging Station SHALL respond by sending a <a href="#">SetNetworkProfileResponse</a> message, with status <i>Failed</i>	
B09.FR.04	The variable <a href="#">AllowSecurityProfileDowngrade</a> is not implemented or implemented and set to false AND the Charging Station receives a <a href="#">SetNetworkProfileRequest</a> AND the <a href="#">NetworkConnectionProfile</a> contains a lower securityProfile than the currently active security profile	The Charging Station SHALL respond by sending a <a href="#">SetNetworkProfileResponse</a> message, with status <i>Rejected</i> and optional <i>statusInfo.reasonCode</i> .	Recommended <i>reasonCode</i> to use is "NoSecurityDowngrade". The field <i>additionalInfo</i> can be used to provide more details. Matches B09.FR.35 for NetworkConfiguration.
B09.FR.05	When the value of <i>configurationSlot</i> in <a href="#">SetNetworkProfileRequest</a> does not match an entry in <i>valuesList</i> of <a href="#">NetworkConfigurationPriority</a>	The Charging Station SHALL respond by sending a <a href="#">SetNetworkProfileResponse</a> message with status <i>Rejected</i> with optional <i>statusInfo.reasonCode</i> .	Recommended <i>reasonCode</i> to use is "InvalidConfSlot". The field <i>additionalInfo</i> can be used to provide more details.
B09.FR.06		A Charging Station SHALL support at least two configuration slots for network connection profiles.	
B09.FR.31	The variable <a href="#">AllowSecurityProfileDowngrade</a> is implemented and set to true AND the currently active 'SecurityProfile' is higher than 1 AND the Charging Station receives a <a href="#">SetNetworkProfileRequest</a> with a <a href="#">NetworkConnectionProfile</a> with <i>securityProfile</i> = 1	The Charging Station SHALL respond with <a href="#">SetNetworkProfileResponse</a> with status <i>Rejected</i> and optional <i>statusInfo.reasonCode</i> = "NoSecurityDowngrade"	

## B10 - Migrate to new CSMS

No.	Type	Description
1	Name	Migrate to new CSMS, using a different NetworkConnectionProfile.
2	ID	B10
3	Objective(s)	After completion of this use case, the Charging Station connects to a new CSMS.
4	Description	<p>This use case describes how a Charging Station can be instructed to connect to a new CSMS, by changing the order of <a href="#">NetworkConnectionProfiles</a> in <a href="#">NetworkConfigurationPriority</a>.</p> <p><b>Actors</b> Charging Station, CSMS 1, CSMS 2</p> <p><b>Scenario description</b> A Charging Station supports at least two network configuration slots, that are identified by a number. The available slot numbers are reported by the Charging Station in the <i>valuesList</i> of variable <a href="#">NetworkConfigurationPriority</a>. For example: <i>valuesList</i> = "0,1,2" in the base report tells CSMS that three configuration slots, numbered 0, 1 and 2, are available (but not necessarily set). The <i>value</i> of <a href="#">NetworkConfigurationPriority</a> reports the order in which network configurations are tried to make a connection. For example: <i>value</i> = "1,0" means that Charging Station will first try configuration slot 1 and if that fails after the number of attempts configured in <a href="#">NetworkProfileConnectionAttempts</a>, it will try to connect with configuration slot 0.</p> <ol style="list-style-type: none"> <li>1. CSMS 1 sets a new value for the <a href="#">NetworkConfigurationPriority</a> Configuration Variable via <a href="#">SetVariablesRequest</a>, such that the NetworkConnectionProfile for CSMS 2 becomes first in the list and the existing connection to CSMS 1 becomes second in the list.</li> <li>2. The Charging Station responds with a <a href="#">SetVariablesResponse</a> with status <i>Accepted</i></li> <li>3. CSMS 1 instructs the Charging Station to perform a <code>Reset OnIdle</code>.</li> <li>4. The Charging Station reboots and connects via the new primary NetworkConnectionProfile to CSMS 2.</li> </ol>
5	Prerequisites	<p>Use case <a href="#">B09 - Setting a new NetworkConnectionProfile</a> was executed successfully prior to this use case</p> <p>The data supplied by the CSMS matches the Charging Station's capabilities</p>
6	Postcondition(s)	The Charging Station is connected via a different <a href="#">NetworkConnectionProfile</a> .
7	Error Handling	n/a
8	Remarks	<p>As in line with <a href="#">B12 - Reset - With Ongoing Transaction</a>, when there are ongoing transactions, the Charging Station waits for these to be finished before performing the Reset and then connecting to a different CSMS.</p> <p>When an operator wants to perform an immediate switch, he should stop the transactions first.</p>

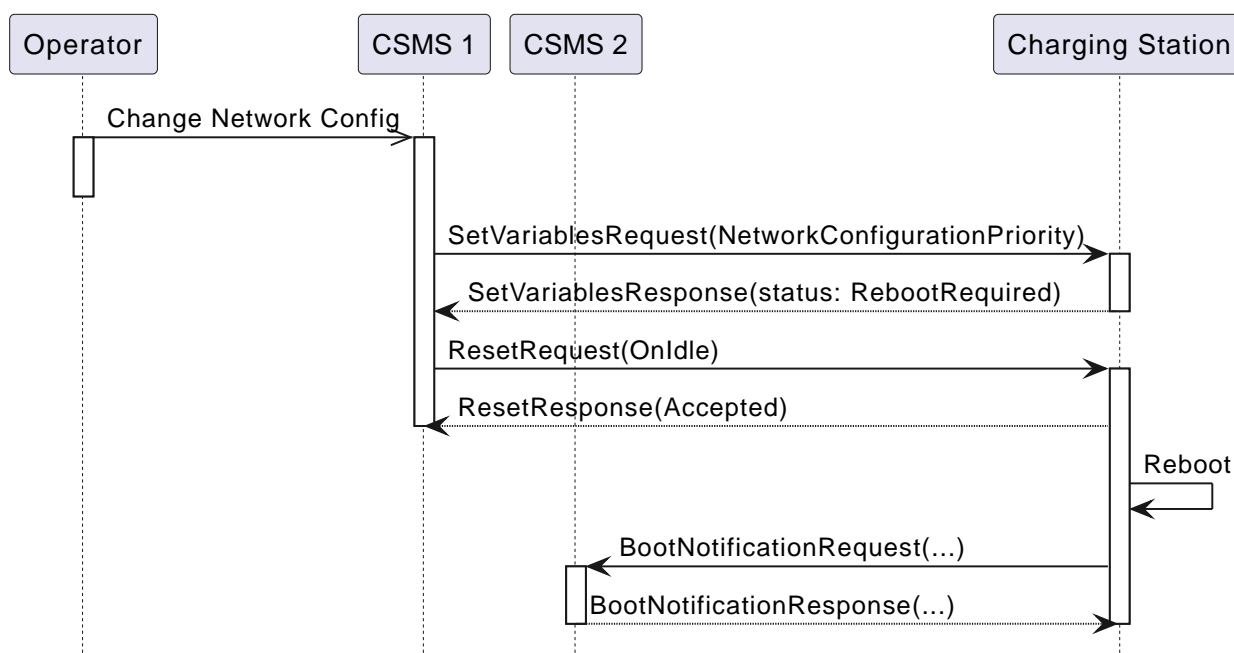


Figure 19. Sequence Diagram: Migrate to new ConnectionProfile

## B10 - Migrate to new NetworkConnectionProfile - Requirements

Table 39. B10 - Requirements

ID	Precondition	Requirement definition	Note
B10.FR.01	On receipt of a <a href="#">SetVariablesRequest</a> , containing Configuration Variable <a href="#">NetworkConfigurationPriority</a> AND the NetworkProfile slots in the message all contain valid configurations	The Charging Station SHALL send <a href="#">SetVariablesResponse</a> with status <i>Accepted</i> , or <i>RebootRequired</i> .	
B10.FR.02	On receipt of a <a href="#">SetVariablesRequest</a> , containing Configuration Variable <a href="#">NetworkConfigurationPriority</a> AND any of the NetworkProfile slots in the message does not contain a valid configuration	The Charging Station SHALL send <a href="#">SetVariablesResponse</a> with status <i>Rejected</i> and an optional <i>statusInfo.reasonCode</i> .	Recommended <i>reasonCode</i> to use is "InvalidNetworkConf". The field <i>additionalInfo</i> is recommended to be used to convey which configuration slot and which configuration parameter is invalid and why.
B10.FR.03	After a reboot OR When connection to CSMS is lost	The Charging Station SHALL make the number of attempts as configured in <a href="#">NetworkProfileConnectionAttempts</a> per entry of <a href="#">NetworkConfigurationPriority</a> .	
B10.FR.04	( B10.FR.01 OR B09.FR.01 ) AND After a reboot	The Charging Station SHALL begin connecting to the first entry of <a href="#">NetworkConfigurationPriority</a>	Same as A05.FR.05
B10.FR.05		It is RECOMMENDED to set the Charging Station to Inoperative (via <a href="#">ChangeAvailabilityRequest</a> ) to ensure that no new transactions can be started and wait until the transaction message queue in the Charging Station is empty before sending the <a href="#">ResetRequest</a> . Otherwise the Charging Station might send transaction related messages to the new CSMS that has not received the start of the Transaction, and the old system will miss the ended messages. To determine if there are still transaction for an ongoing transaction in the queue, the <a href="#">getTransactionStatusRequest</a> message can be used.	
B10.FR.06		The Charging Station SHALL disconnect from the old CSMS, before trying to connect to the new CSMS.	
B10.FR.07	B10.FR.09	The Charging Station SHOULD fallback and start 'reconnecting' to the <a href="#">NetworkConnectionProfile</a> for which the last successful connection was made.	'reconnecting' in this requirement, refers to the reconnection mechanism described at section 5.3. Reconnecting from "Part 4 - JSON over WebSockets implementation guide".
B10.FR.08	B10.FR.09	The Charging Station SHOULD restart connecting with all configured entries of the <a href="#">NetworkConfigurationPriority</a>	

ID	Precondition	Requirement definition	Note
B10.FR.09	B10.FR.03 AND All <a href="#">NetworkProfileConnectionAttempts</a> for every entry of <a href="#">NetworkConfigurationPriority</a> failed.	The Charging Station SHOULD NOT stop trying to reconnect to the CSMS. The Charging Station SHOULD implement the reconnecting mechanism described at requirement B10.FR.07 or B10.FR.08.	This is to prevent the Charging Station from becoming a stranded asset.
B10.FR.10	B10.FR.03 AND Charging Station successfully connected after having switched to a different <a href="#">NetworkConnectionProfile</a>	Charging Station SHALL send a <a href="#">BootNotificationRequest</a> to CSMS to reestablish its registration status, even if it has not rebooted since last being accepted by any CSMS.	Charging Station does not need to check whether the CSMS it connected to, is actually one that it has not connected to before.

## 2.3. Resetting a Charging Station

### B11 - Reset - Without Ongoing Transaction

No.	Type	Description
1	Name	Reset - Without Ongoing Transaction
2	ID	B11
3	Objective(s)	To enable the CSMS to request a Charging Station to reset itself or an EVSE, while there is no ongoing transaction.
4	Description	This use case covers how the CSMS can request the Charging Station to reset itself or an EVSE by sending <a href="#">ResetRequest</a> . (If <a href="#">ResetRequest</a> contains an optional paramater <i>evseId</i> , then only a reset of the specific EVSE is requested.) This could for example be necessary if the Charging Station is not functioning correctly.
	Actors	Charging Station, CSMS, CSO
	Scenario description	<ol style="list-style-type: none"> <li>1. The CSO requests the CSMS to reset the Charging Station or EVSE.</li> <li>2. The CSMS sends <a href="#">ResetRequest</a> requesting the Charging Station to reset itself or EVSE.</li> <li>3. The CSMS requests for an OnIdle or Immediate reset.</li> <li>4. The Charging Station responds with <a href="#">ResetResponse</a>, indicating whether the Charging Station is able to reset itself or EVSE.</li> <li>5. The CSMS sends an optional notification to the CSO.</li> <li>6. Only if no <i>evseId</i> was supplied, then after the reset, the Charging Station will proceed as in use case B01.</li> </ol>
	Alternative scenario(s)	<a href="#">B12 - Reset With Ongoing Transaction</a>
5	Prerequisite(s)	No transaction is ongoing.
6	Postcondition(s)	<p><b>Successful postcondition:</b> The Charging Station was able to reset itself or EVSE.</p> <p><b>Failure postcondition:</b> The Charging Station <i>not</i> was able to reset itself or EVSE.</p>
7	Error handling	n.a
8	Remark(s)	<i>OnIdle</i> refers to the "idle state" of a charging station. This is when the Charging Station is not performing any use case related tasks that might interfere with a reset process. The most obvious case is being involved in an active transaction, but there are other conditions when the Charging Station is not idle, for example, when a firmware update process is ongoing, a log file is uploaded to CSMS, a reservation is pending or a cable is still locked in the Charging Station.

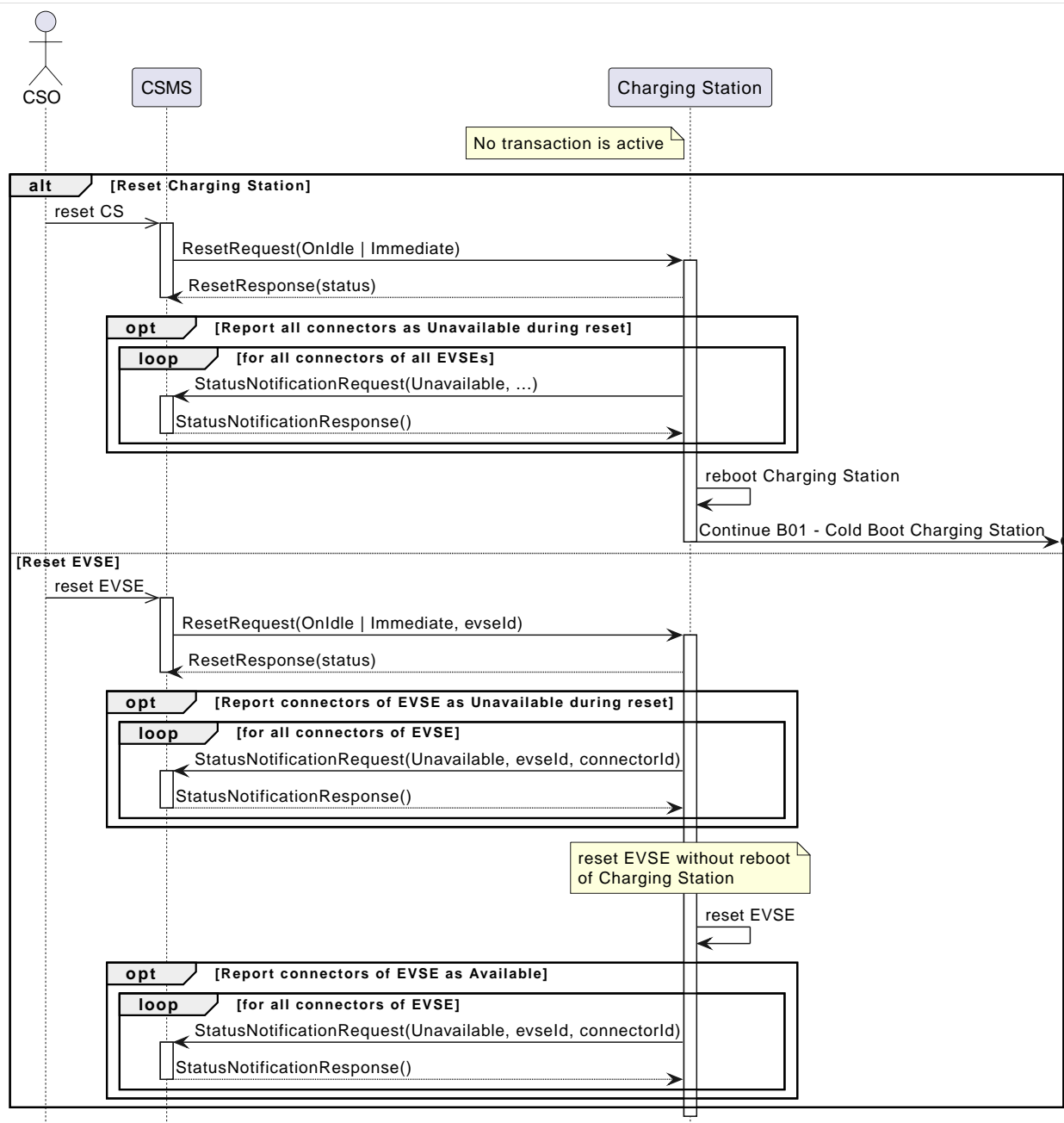


Figure 20. Sequence Diagram: Reset Without Transaction

## B11 - Reset - Without Ongoing Transaction - Requirements

Table 40. B11 - Requirements

ID	Precondition	Requirement definition
B11.FR.01	When the Charging Station receives a <a href="#">ResetRequest</a> .	The Charging Station SHALL respond with a <a href="#">ResetResponse</a> .
B11.FR.02	If the status was set to <i>Inoperative</i> by the CSMS.	After a reboot of the Charging Station, the EVSEs SHALL return to the state <i>Unavailable</i> as prior to the reboot.
B11.FR.03	B11.FR.01 AND no <i>evseld</i> parameter is supplied AND <a href="#">ResetResponse</a> has <i>status</i> = <i>Accepted</i> .	The Charging Station MAY send a <a href="#">NotifyEventRequest</a> for <i>component</i> = "Connector", <i>variable</i> = "AvailabilityState", <i>actualValue</i> = "Unavailable" and <i>trigger</i> = "Delta" for each EVSE, and SHALL start a reboot.
B11.FR.04	B11.FR.03	The Charging Station SHALL proceed as described in use case <a href="#">B01 - Cold Boot Charging Station</a> .
B11.FR.05	If the status of an EVSE was <i>Reserved</i> .	After a reboot of the Charging Station or resetting of EVSE, the EVSE(s) SHALL return to the state <i>Reserved</i> .

ID	Precondition	Requirement definition
B11.FR.06	B11.FR.01 AND Charging Station is at this moment not able to perform a reset.	The Charging Station SHALL respond with a <i>status</i> = <i>Rejected</i> .
B11.FR.07	B11.FR.01 AND Charging Station cannot perform the reset now, but has scheduled the reset for later	The Charging Station SHALL respond with a <i>status</i> = <i>Scheduled</i> .
B11.FR.08	B11.FR.01 AND an <i>evseld</i> parameter is supplied AND <a href="#">ResetResponse</a> has <i>status</i> = <i>Accepted</i> .	The Charging Station MAY send a <a href="#">NotifyEventRequest</a> for <i>component</i> = "Connector", <i>variable</i> = "AvailabilityState", <i>actualValue</i> = "Unavailable" and <i>trigger</i> = "Delta" for the EVSE, and SHALL start a reset of the EVSE that is referred to by <i>evseld</i> parameter.
B11.FR.09	B11.FR.01 AND an <i>evseld</i> parameter is supplied AND Charging Station does not support resetting an individual EVSE	The Charging Station SHALL return a <a href="#">ResetResponse</a> with <i>status</i> = <i>Rejected</i>
B11.FR.10	When the Charging Station supports resetting of an individual EVSE	The Charging Station SHOULD set the device model variable <a href="#">AllowReset</a> to true for the EVSE.

## B12 - Reset - With Ongoing Transaction

No.	Type	Description
1	Name	Reset - With Ongoing Transaction
2	ID	B12
3	Objective(s)	To enable the CSMS to request a Charging Station to reset itself or EVSE, while there is an ongoing transaction.
4	Description	This use case covers how the CSMS can request the Charging Station to reset itself or an EVSE by sending <a href="#">ResetRequest</a> . (If <a href="#">ResetRequest</a> contains an optional parameter <i>evseId</i> , then only a reset of the specific EVSE is requested.) This could for example be necessary if the Charging Station is not functioning correctly. The CSMS has the possibility to let the Charging Station end all transactions itself and reboot or wait until all ongoing transactions are ended normally (by an EV user) and then reboot.
	Actors	Charging Station, CSMS, CSO
	Scenario description	<ol style="list-style-type: none"> <li>1. The CSO requests the CSMS to reset the Charging Station or EVSE.</li> <li>2. The CSMS sends <a href="#">ResetRequest</a> requesting the Charging Station to reset itself or EVSE.</li> <li>3a. On receipt of an OnIdle reset, the Charging Station responds with <a href="#">ResetResponse(Scheduled)</a>, indicating the Charging Station will try to reset itself or EVSE after all ongoing transactions have ended. The Charging Station continues charging and sets all EVSEs (or only the one provided in the request, if <i>evseId</i> was supplied) that are Available to status <i>Unavailable</i>, waits until all transactions are finished and all <a href="#">TransactionEventRequest</a> (<i>eventType = Ended</i>) messages are sent.</li> <li>3b. On receipt of an Immediate reset, the Charging Station responds with <a href="#">ResetResponse(Accepted)</a>, indicating the Charging Station will try to reset itself or EVSE. The Charging Station attempts to terminate any transaction (or only those running on the EVSE provided in the request, if <i>evseId</i> was supplied) in progress, and sending a <a href="#">TransactionEventRequest</a> (<i>eventType = Ended</i>) message.</li> <li>4. Only if no <i>evseId</i> was supplied the Charging Station reboots and returns to a state as just having been booted, <a href="#">B01 - Cold Boot Charging Station</a> applies.</li> </ol>
	Alternative scenario(s)	<a href="#">B11 - Reset Without Ongoing Transaction</a>
5	Prerequisite(s)	A transaction is ongoing.
6	Postcondition(s)	<p><b>Successful postcondition:</b> The Charging Station was able to reset itself or EVSE.</p> <p><b>Failure postcondition:</b> The Charging Station <i>not</i> was able to reset itself or EVSE.</p>
7	Error handling	After having accepted the <a href="#">ResetRequest</a> , <a href="#">TransactionEventRequest</a> messages that cannot be delivered to the CSMS MUST be queued.
8	Remark(s)	n/a

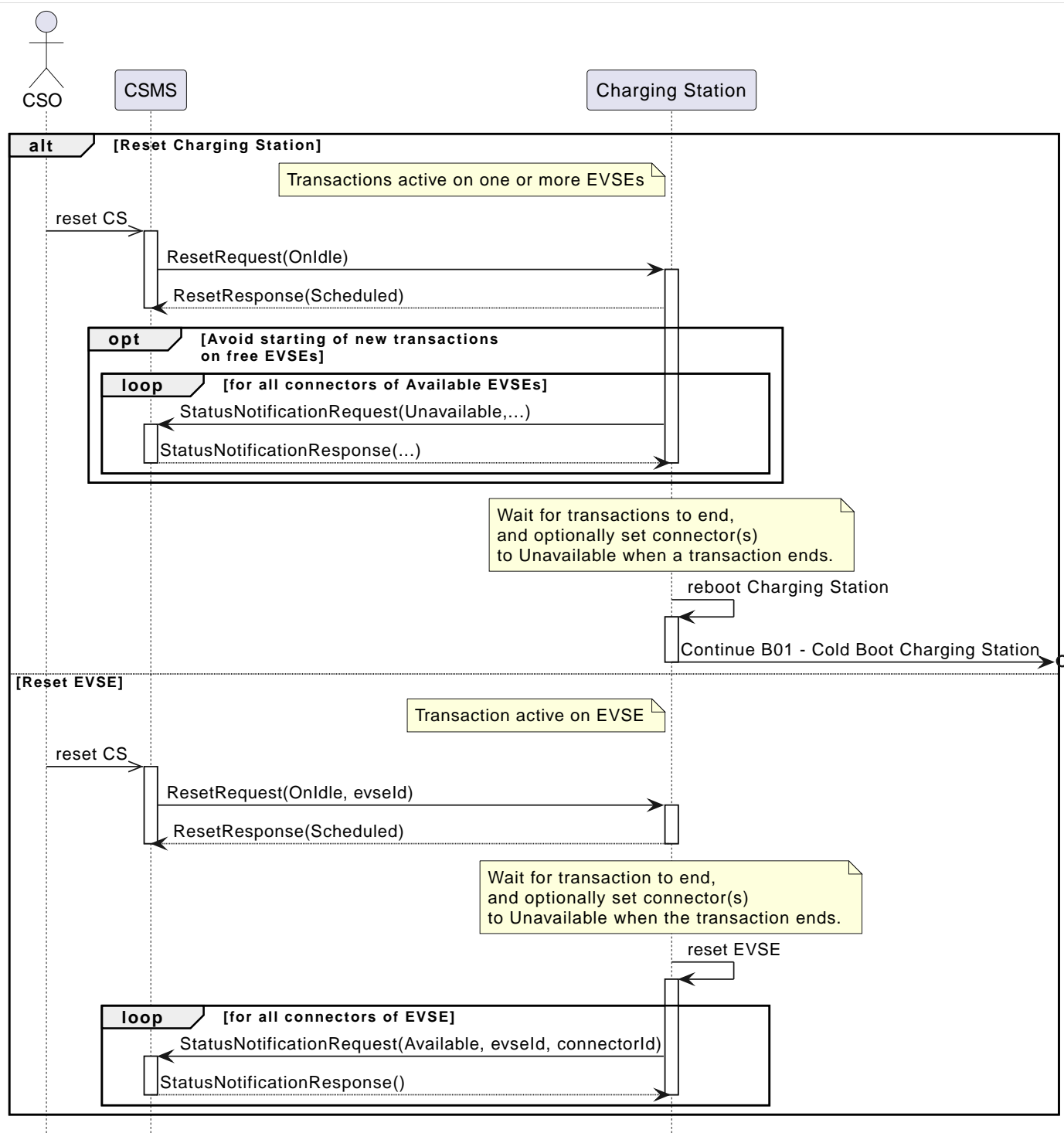


Figure 21a: Sequence Diagram: Reset OnIdle With Ongoing Transaction

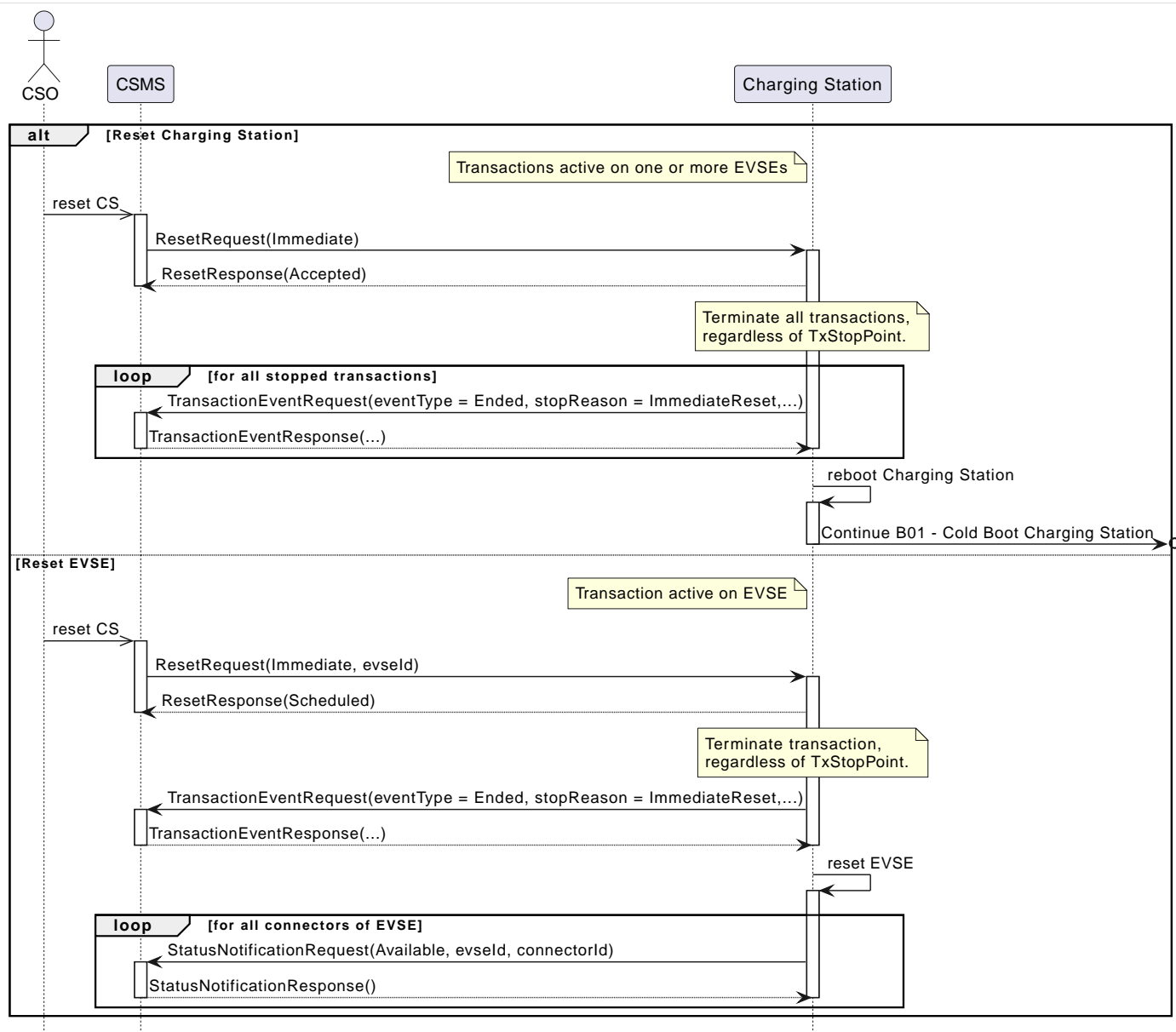


Figure 21b: Sequence Diagram: Reset Immediate With Ongoing Transaction

## B12 - Reset - With Ongoing Transaction - Requirements

Table 41. B12 - Requirements

ID	Precondition	Requirement definition
B12.FR.01	When the Charging Station receives a <a href="#">ResetRequest(OnIdle)</a> AND a transaction is ongoing	The Charging Station SHALL respond with a <a href="#">ResetResponse(Scheduled)</a> , to indicate whether the Charging Station will attempt to reset itself or EVSE after all transactions on Charging Station or EVSE have ended.
B12.FR.02	When the Charging Station receives a <a href="#">ResetRequest(Immediate)</a> AND a transaction is ongoing	The Charging Station SHALL respond with a <a href="#">ResetResponse(Accepted)</a> , to indicate whether the Charging Station will attempt to reset itself or EVSE.
B12.FR.03	If no <i>evseld</i> is supplied AND If any transaction is in progress and an OnIdle reset is received.	The transaction of the Charging Station SHALL be terminated normally, before the reboot, e.g. as in <a href="#">E06 - Stop Transaction</a> .
B12.FR.04	If no <i>evseld</i> is supplied AND If any transaction is in progress and an Immediate Reset is received.	The Charging Station SHALL attempt to terminate any transaction in progress and send a <a href="#">TransactionEventRequest(eventType = Ended)</a> message with <i>triggerReason</i> = <a href="#">ResetCommand</a> and <i>transactionInfo.stoppedReason</i> = <a href="#">ImmediateReset</a> for each terminated transaction before performing a reboot.

ID	Precondition	Requirement definition
B12.FR.05	If an Immediate Reset without <i>evseld</i> is received and the <a href="#">TransactionEventResponse</a> is not received within timeout.	The Charging Station SHALL queue the <a href="#">TransactionEventRequest</a> , reboot and resend the <a href="#">TransactionEventRequest</a> after the reboot.
B12.FR.06	If the status was set to <i>Inoperative</i> by the CSMS.	After a reboot of the Charging Station or resetting of EVSE, the EVSE(s) SHALL return to the state <i>Unavailable</i> as prior to the reboot of Charging Station or reset of EVSE. (Same as B11.FR.02)
B12.FR.07	If an <i>evseld</i> is supplied AND If a transaction is in progress on the EVSE and an OnIdle reset is received.	The transaction on the EVSE SHALL be terminated normally, before the reset, e.g. as in <a href="#">E06 - Stop Transaction</a> .
B12.FR.08	If an <i>evseld</i> is supplied AND If a transaction is in progress on the EVSE and an Immediate Reset is received.	The Charging Station SHALL attempt to terminate the transaction in progress on the EVSE and send a <a href="#">TransactionEventRequest</a> ( <i>eventType = Ended</i> ) message with <i>triggerReason = ResetCommand</i> and <i>transactionInfo.stoppedReason = ImmediateReset</i> before resetting the EVSE.
B12.FR.09	B12.FR.01 AND an <i>evseld</i> parameter is supplied AND Charging Station does not support resetting an individual EVSE	The Charging Station SHALL return a <a href="#">ResetResponse</a> with <i>status = Rejected</i> (Same as B11.FR.09)
B12.FR.10	B12.FR.02 AND Charging Station is at this moment not able to perform an Immediate reset for a reason other than the fact that a transaction is in progress	The Charging Station SHALL return a <a href="#">ResetResponse</a> with <i>status = Rejected</i>

# C. Authorization

# Chapter 1. Introduction

This Functional Block describes all the authorization-related functionalities, it contains different ways of authorizing a user, online and/or offline and the AuthorizeRequest message handling/behavior, Authorization Cache functionality, etc.

When a user wishes to unplug the electric vehicle from the Charging Station, the Charging Station needs to verify that the user is either the one that initiated the charging or that the user is in the same group and thus allowed to terminate the charging. Once authorized, the Charging Station informs the CSMS that the charging has been stopped.

- To improve the experience for users, a Charging Station MAY support local authorization of identifiers, using an [Authorization Cache](#).
- The [LocalAuthorizeOffline](#) Configuration Variable controls whether a Charging Station will authorize a user when *offline* using the Authorization Cache.
- The [LocalPreAuthorize](#) Configuration Variable controls whether a Charging Station will use the Authorization Cache to start a transaction without performing an authorization with the CSMS.

## 1.1. ID Tokens

*This section is normative*

OCPP now makes it possible to use many different types of authorization. Where OCPP 1.x only supported RFID, OCPP now also supports things like: credit card, PIN-code, a simple start button etc.

An [IDTokenType](#) contains the identifier to use for authorization. It is defined as a combination of a case insensitive string and a type. Message data elements of the [IDTokenType](#) class (including GroupId) MAY contain any data, that is meaningful to a CSMS (e.g. for the purpose of identifying the initiator of charging activity), and Charging Stations MUST NOT make any presumptions as to the format or content of such data, other than is provided in the description of the IdTokenType (e.g. by assuming that it is a UID-like value that must be hex characters only and/or an even number of digits). IdToken data acquired via local token reader hardware is usually a (4, 7 or 10 bytes) UID value of a physical IdToken, typically represented as 8, 14 or 20 hexadecimal digit characters.

### NOTE

To promote interoperability, based on common practice to date in the case of [IdTokenType](#) data has type: ISO14443, it is RECOMMENDED that such UIDs be represented as hex representations of the UID bytes. According to ISO 14443-3, byte 0 should come first in the hex string. (Most significant nibble of byte 0 first)

### 1.1.1. Additional Info

AdditionalInfo can be used to send extra information which can be validated by the CSMS in addition to the regular authorization with *IdToken*.

*AdditionalInfo* contains one or more custom types, which need to be agreed upon by all parties involved. When *AdditionalInfo* is implemented the Charging Station SHALL also cache and include *AdditionalInfo* during regular operations and set the Configuration Variable [AdditionalInfoItemsPerMessage](#). When *AdditionalInfo* is NOT implemented or a not supported *AdditionalInfo.type* is used, the CSMS/Charging Station MAY ignore the *AdditionalInfo*.

## 1.2. Group ID Tokens

*This section is normative*

A CSMS has the ability to treat a set of identity tokens as a "group", thereby allowing any one token in the group to start a transaction and for the same token, or another token in the same group, to stop the transaction. This supports the common use-cases of families or businesses with multiple drivers using one or more shared electric vehicles on a single recharging contract account. [IDTokenTypes](#) used as "GroupId" may often use a shared central account identifier for the GroupId, instead of a UID of the first/master RFID card of an account.

Tokens (idTags) are grouped for authorization purposes by specifying a common group identifier in the optional *groupIdToken* element in [IdTokenInfo](#): two IdTokens are considered to be in the same group if their GroupIdTokens match (and they are not empty).

### NOTE

Even though the GroupId has the same nominal data type ([IdTokenType](#)) as an idToken, the value of this element may not be in the common format of [IdTokenTypes](#) and/or may not represent an actual valid [IdTokenType](#) (e.g. it may be a common shared "account number"): therefore, the GroupId value SHOULD NOT be used for comparison against a presented Token value (unless it also occurs as an idToken value).

## 1.3. Authorization Cache

A Charging Station MAY implement an Authorization Cache that **autonomously** maintains a record of previously presented identifiers that have been successfully authorized by the CSMS. The Authorization Cache can be used to speed up the authorization process at the Charging Station, since using a locally stored cache means that the user does not have to wait for the Charging Station to check the authorization at the CSMS. Operation of the Authorization Cache, when present, is reported (and controlled, where possible) by the [AuthCacheEnabled](#) Configuration Variable. The optional expiration time of general Authorization Cache entries can be set in the Configuration Variable [AuthCacheLifeTime](#). If a different expiration time is desired for a specific entry, this can be set in the `cacheExpiryDateTime` that is returned in `idTokenInfo` of, for example, the [AuthorizeResponse](#).

Please refer to the use cases [C10 - Store Authorization Data in the Authorization Cache](#) and [C12 - Start Transaction - Cached Id](#) for more information on how to implement / use the Authorization Cache functionality.

When a Charging Station supports both the Authorization Cache and Tariff information (see: [Tariff & Cost](#)), it should not store the tariff information in the Authorization Cache, since this information could become outdated.

A Charging Station MAY support the authorization of *any* presented identifier when *offline*, to avoid refusal of charging to bona fide users that cannot be explicitly authorized by [Authorization Cache](#) entries. This functionality is explained in more detail in [Unknown Offline Authorization](#).

It is RECOMMENDED to store personal information in the Authorization Cache securely, e.g. by only storing hashed `idTokens` in the cache.

## 1.4. Local Authorization List

The Local Authorization List is a list of identifiers that can be synchronized with the CSMS. It allows authorization of a user when offline and faster (apparent) authorization response time when communication between Charging Station and CSMS is slow. The CSMS can synchronize the list by either sending a complete list of identifiers to replace the Local Authorization List or by sending a list of changes (add, update, delete) to apply to the Local Authorization List. The operations to support this are [GetLocalListVersion](#) and [SendLocalList](#).

This list contains the authorization status of all (or a selection of) identifiers and the corresponding expiration date in `cacheExpiryDateTime`. These values may be used to provide more fine grained information to users (e.g. by display message) during local authorization.

Please refer to the use cases [D01 - Send Local Authorization List](#), [C13 - Offline Authorization through Local Authorization List](#) and [C14 - Online Authorization through Local Authorization List](#) for more information on how to implement / use the Local Authorization List functionality.

### NOTE

Please note the difference between the [Authorization Cache](#) and [Local Authorization List](#) mechanisms: the [Authorization Cache](#) is an autonomous mechanism at the Charging Station, whereas the [Local Authorization List](#) is a list that is synchronized between CSMS and Charging Station (originating from the CSMS).

### NOTE

The [Authorization Cache](#) and [Local Authorization List](#) are **distinct** logical data structures. When both [Authorization Cache](#) as well as [Local Authorization List](#) are supported, a Charging Station SHALL treat [Local Authorization List](#) entries as having priority over [Authorization Cache](#) entries for the same identifiers.

The following Configuration Variables are used by the Charging Station to give information about the Local Authorization List

- [LocalAuthListEntries](#) (Also reports the maximum amount of `IdTokens` in the Local Authorization List)
- [LocalAuthListEnabled](#)
- [LocalAuthListAvailable](#)
- [ItemsPerMessageSendLocalList](#)
- [BytesPerMessageSendLocalList](#)

## 1.5. Unknown Offline Authorization

When *offline*, a Charging Station MAY allow automatic authorization of any "unknown" identifiers that are not found in the [Local Authorization List](#) and/or [Authorization Cache](#). Operation of the Unknown Offline Authorization capability, when supported, is reported (and controlled, where possible) by the [OfflineTxForUnknownIdEnabled](#) Configuration Variable. When connection to the CSMS is restored, the Charging Station has to send the queued [TransactionEventRequest](#) messages. These may contain transactions that were authorized *offline*, as explained in [transaction-related message handling](#). Please refer to [C15 - Unknown](#)

[Offline Authorization](#) for the options that the Charging Station has to continue / stop the transaction in this situation.

## 1.6. Relationship between authorization and transaction

This section is informative.

The purpose of authorization is twofold. It ensures in the first place, that energy is only offered to a known user (represented by the *idToken*), which is essential for billing. In the second place, it ensures that only the user who was authorized in the first place (or a member of the same group of users) is allowed to unplug the cable. This is an important safeguard against cable theft in situations where the charging station does not have a fixed cable and the user brings its own charging cable.

Authorization and the duration of the authorization period are not strictly tied to a transaction: it is possible to have transactions without explicit authorization, e.g. in the case of a charging station that can be started with a push button. In that case one could say that there is a permanent authorization for anyone to charge.

The start of the authorization period:

- can take place before a transaction is started (e.g. when a cable is not yet connected), or
- can cause a transaction to be started (e.g. when authorization is defined as the start of a transaction by setting *TxStartPoint* = Authorized), or
- can happen after a transaction has already started (e.g. when connection of the cable is defined as the start of a transaction by setting *TxStartPoint* = EVConnected).

(See chapter E.1.1 "Flexible transaction start/stop" for a description of transaction start and stop points.)

In any case, authorization (or authorization period) ends when the same *idToken* is presented again for authorization, or when the transaction ends. This means that ending of the authorization period:

- can happen during a transaction without ending the transaction (e.g. when *idToken* is presented again, but *TxStopPoint* = EVConnected), or
- can cause the transaction to end (e.g. when *idToken* is presented again and *TxStopPoint* = Authorized), or
- can be caused by the end of the transaction (e.g. when *idToken* is not presented for authorization, but the cable is disconnected and *TxStopPoint* = EVConnected), or
- can be caused by cable plug-out if no transaction was started.

A Charging Station defines when authorization starts (i.e. upon receiving the *AuthorizeResponse*, or when authorizing locally via authorization cache or local authorization list) and when authorization ends (i.e. when *idToken* is presented a second time, or when the transaction ends). Charging Station notifies CSMS about this, as follows:

- If authorization occurs before start of the transaction, Charging Station tells CSMS that authorization has taken place, by including the *idToken* in the first *TransactionEventRequest* of the transaction.
- If authorization occurs within a transaction or at the start of a transaction, Charging Station reports this by including the *idToken* in *TransactionEventRequest* together with a *triggerReason* = Authorized.
- The end of authorization is reported in a *TransactionEventRequest* with a *triggerReason* = StopAuthorized or Deauthorized, or by reporting the end of the transaction.

## Chapter 2. Use cases & Requirements

### 2.1. Authorization options

#### C01 - EV Driver Authorization using RFID

No.	Type	Description
1	Name	EV Driver Authorization using RFID
2	ID	C01
3	Objective(s)	To enable the Charging Station to request the CSMS to authorize an EV Driver to start or stop charging.
4	Description	When a Charging Station needs to charge an EV, it needs to authorize the EV Driver first before the charging can be started or stopped.
	Actors	Charging Station, CSMS, EV Driver
	Scenario description	<ol style="list-style-type: none"> <li>1. The EV Driver wants to start or stop charging the EV and presents an RFID card.</li> <li>2. The Charging Station sends <a href="#">AuthorizeRequest</a> to the CSMS to request authorization.</li> <li>3. Upon receipt of <a href="#">AuthorizeRequest</a>, the CSMS responds with <a href="#">AuthorizeResponse</a>. This response message indicates whether or not the IdToken is accepted by the CSMS.</li> </ol>
	Alternative scenario(s)	<a href="#">C02 - Authorization using a start button</a> <a href="#">C03 - Authorization using credit/debit card</a> <a href="#">C04 - Authorization using PIN-code</a> <a href="#">C05 - Authorization for CSMS initiated transactions</a> <a href="#">C06 - Authorization using local id type</a> <a href="#">C07 - Authorization using Contract Certificates</a> <a href="#">C08 - Authorization at EVSE using ISO 15118 External Identification Means (EIM)</a> <a href="#">C15 - Unknown Offline Authorization</a>
5	Prerequisite(s)	n/a
6	Postcondition(s)	<p><b>Successful postcondition:</b> The EV Driver is authorized and can start or stop charging.</p> <p><b>Failure postcondition:</b> If the authorize message is <i>Invalid</i>, <i>Blocked</i>, <i>Expired</i> or <i>Unknown</i>, the EV Driver can <i>not</i> start or stop charging, except in the case where the EV Driver presents the same token used to start the transaction.</p>
7	Error handling	When the Authorization is not 'Accepted', the <a href="#">AuthorizeResponse</a> contains an authorization status value indicating the reason for rejection.
8	Remark(s)	<p>Assuming <i>idToken</i> is valid for charging and the Charging Station has 3 EVSEs, what is the content of <i>idTokenInfo</i>, when <i>idToken</i> is allowed to charge:</p> <ul style="list-style-type: none"> <li>. at all EVES: <i>idTokenInfo.status</i> = Accepted.</li> <li>. at EVSE 1: <i>idTokenInfo.status</i> = Accepted, <i>idTokenInfo.evseId</i> = [ 1 ].</li> <li>. at EVSE 1 + 2: <i>idTokenInfo.status</i> = Accepted, <i>idTokenInfo.evseId</i> = [ 1, 2 ].</li> <li>. at none of the EVSEs: <i>_idTokenInfo.status</i>=NotAtThisLocation.</li> </ul>

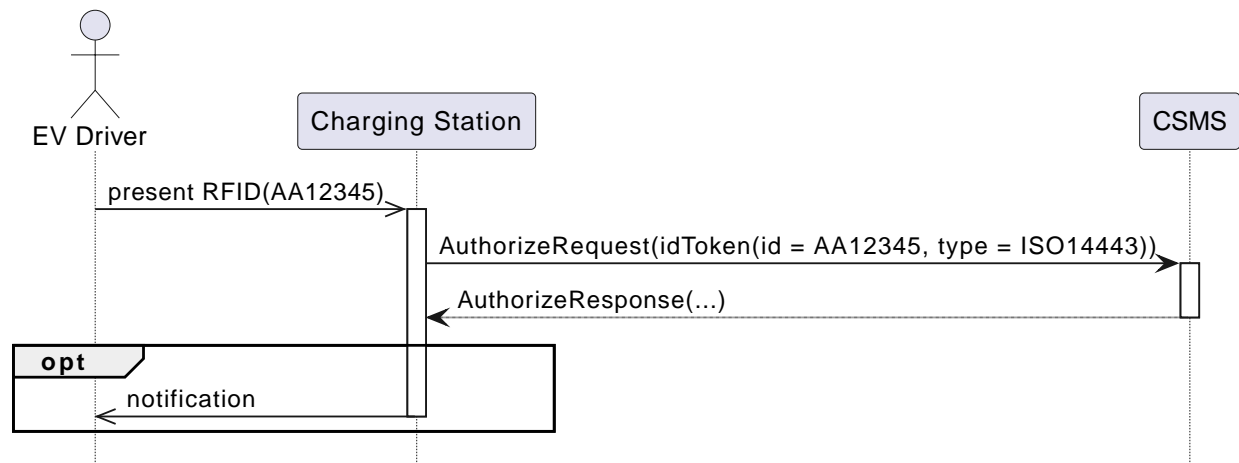


Figure 21. Sequence Diagram: EV Driver Authorization

## C01 - EV Driver Authorization using RFID - Requirements

Table 42. C01 - Requirements

ID	Precondition	Requirement definition	Note
C01.FR.01	Configuration setting <b>AuthEnabled</b> is true.	The Charging Station SHALL only offer energy after authorization.	
C01.FR.02	If an <b>idToken</b> presented by the EV Driver is not present in the <b>Local Authorization List</b> or <b>Authorization Cache</b>	The Charging Station SHALL send <b>AuthorizeRequest</b> to the CSMS to request authorization.	
C01.FR.03	When an <b>idToken</b> is presented during a transaction that has been authorized AND (a) the presented <b>idToken</b> is the same as the <b>idToken</b> that started the authorization OR (b) when the presented <b>idToken</b> is in the Local Authorization List or Authorization Cache AND is valid AND has the same GroupIdToken as the IdToken that started the authorization.	The Charging Station SHALL end the authorization of the transaction, without first sending an <b>AuthorizeRequest</b>	The <b>idToken</b> that started the authorization can always be used to end the authorization. Ending authorization will end delivery of energy. Depending on the TxStopPoint ending of the authorization may also end the transaction.
C01.FR.04		<b>AuthorizeRequest</b> SHALL only be used for the authorization of an identifier.	
C01.FR.05	If an IdToken is present in the <b>Local Authorization List</b> or <b>Authorization Cache</b> .	The Charging Station MAY send <b>AuthorizeRequest</b> to the CSMS.	
C01.FR.06	When CSMS receives an <b>AuthorizeRequest</b> for an <b>idToken</b> AND the idToken has an associated <b>groupIdToken</b> .	<b>AuthorizeResponse</b> sent by the CSMS to a Charging Station SHALL include the associated <b>groupIdToken</b> .	
C01.FR.07		<b>AuthorizeResponse</b> SHALL include an authorization status value indicating acceptance or a reason for rejection.	See <b>AuthorizationStatusEnumType</b> for the possible reasons of rejection.
C01.FR.08	If the field: <b>language1</b> is set AND the Charging Station contains messages in that <b>language</b> .	The Charging Station SHALL show messages to the user in <b>language1</b> .	
C01.FR.09	If the field: <b>language1</b> is set AND the Charging Station does not contain messages in that <b>language</b> AND if the field: <b>language2</b> is set AND the Charging Station contains messages in that <b>language</b>	The Charging Station SHALL show messages to the user in <b>language2</b> .	
C01.FR.10	If the field: <b>language1</b> is not set	The field: <b>language2</b> SHALL NOT be set.	

ID	Precondition	Requirement definition	Note
C01.FR.11		Field: <a href="#">language1</a> SHALL be different from field <a href="#">language2</a> .	
C01.FR.12		It is RECOMMENDED to implement messages in <b>English</b> as fall-back.	
C01.FR.13	If both <a href="#">language1</a> AND <a href="#">language2</a> don't match installed languages in the Charging Station	It is RECOMMENDED to show messages to the EV Driver in <b>English</b> .	
C01.FR.17		Language SHALL be specified as RFC-4646 tags, see: <a href="#">[RFC5646]</a> , example: US English is: "en-US".	
C01.FR.18	If the IdToken is valid AND the EV driver is NOT allowed to charge at the type of EVSE(s) this Charging Station provides.	The CSMS SHALL send an AuthorizeResponse with <code>idTokenInfo.status NotAllowedTypeEVSE</code> .	
C01.FR.19	<i>idToken</i> is allowed for any EVSE of the Charging Station	The CSMS SHALL send an AuthorizeResponse in which <i>idTokenInfo</i> has an empty (or absent) <i>evseId</i> list.	This will be the most common case. Even though the <i>idToken</i> might be allowed on any EVSE, the <i>idTokenInfo.status</i> still needs to be <code>Accepted</code> before charging is allowed.
C01.FR.20	<i>idToken</i> is allowed for a subset of EVSEs of the Charging Station	The CSMS SHALL send an AuthorizeResponse in which <i>idTokenInfo</i> has an <i>evseId</i> list with the allowed EVSEs.	Note the difference between validity of an <i>idToken</i> and the fact whether this (type of) token is allowed on an EVSE. The <i>idTokenInfo.status</i> still needs to be <code>Accepted</code> before charging is allowed.
C01.FR.21	C01.FR.20	The Charging Station SHALL only allow charging on the EVSEs mentioned in the AuthorizeResponse.	
C01.FR.22	<i>idToken</i> is not allowed for any EVSE of the Charging Station	The CSMS SHALL send an AuthorizeResponse in which <i>idTokenInfo.status</i> is <code>NotAtThisLocation</code> and <i>evseId</i> list is empty (or absent).	Status <code>NotAtThisLocation</code> needed in order to differentiate with the situation in which <i>idToken</i> is allowed on all EVSEs.
C01.FR.23	When a transaction is still active, that had been authorized earlier by an <a href="#">idToken</a> , but which is now no longer authorized for charging AND a new <a href="#">idToken</a> is presented to the Charging Station for authorization, that <b>differs</b> from the initial <a href="#">idToken</a>	The Charging Station SHOULD NOT allow the authorization of a different <a href="#">idToken</a> .	Multiple <i>idTokens</i> for a transaction are most likely not supported by a CSMS.
C01.FR.24	When a transaction is still active, that had been authorized earlier by an <a href="#">idToken</a> , but which is now no longer authorized for charging AND Charging Stations sends an AuthorizeRequest for a new <a href="#">idToken</a> , that <b>differs</b> from the initial <a href="#">idToken</a> of the transaction	The CSMS is RECOMMENDED to respond with an AuthorizeResponse with <i>idTokenInfo.status</i> = <code>NotAtThisTime</code> for this <a href="#">idToken</a> .	If a second authorization is done by Charging Station then CSMS can reject the <i>idToken</i> .
C01.FR.25		Two <a href="#">IdTokenType</a> elements are considered to be equal when they have the same value for the fields <i>idToken.idToken</i> and <i>idToken.type</i>	<i>additionalInfo</i> is not taken into account when comparing. See C01.FR.02, C01.FR.03, C01.FR.05 for <i>idToken</i> requirements where <i>idTokens</i> are compared.

ID	Precondition	Requirement definition	Note
C01.FR.26	When an <i>idToken</i> has been authorized and the EV Driver does not plug in the charging cable before the timeout set by the Configuration Variable: <code>EVConnectionTimeOut</code>	Charging Station SHALL end the authorization of <i>idToken</i>	See also E03.FR.05 and F02.FR.07/08 for additional behavior in case a transaction had already been started.

## C02 - Authorization using a start button

No.	Type	Description
1	Name	Authorization using a start button
2	ID	C02
3	Objective(s)	Make it possible for a Charging Station that has a start button to start charging.
4	Description	For some chargers authorization of a user might not be a requirement. A simple charger might have a button instead of a more expensive RFID reader to start charging. When such a Charging Station starts charging, it is not needed to send an <a href="#">AuthorizeRequest</a> . In the <a href="#">TransactionEventRequest</a> ( <a href="#">eventType = Started</a> ), <a href="#">IdTokenType</a> information needs to be given, which the CSMS then cannot reject.
	Actors	EV Driver, Charging Station, CSMS
	Scenario description	<ol style="list-style-type: none"> <li>1. The EV Driver plugs in the charging cable between EV and Charging Station.</li> <li>2. The Charging Station sends a <a href="#">StatusNotificationRequest</a> and <a href="#">TransactionEventRequest</a> (<a href="#">eventType = Started</a>) to notify the CSMS about the cable being plugged in.</li> <li>3. The EV Driver presses the start button to start Charging.</li> <li>4. The Charging Station starts Charging of the EV.</li> <li>5. The Charging Station sends a <a href="#">TransactionEventRequest</a> (<a href="#">eventType = Updated</a>) message with <a href="#">idToken.type = NoAuthorization</a> to the CSMS to notify the CSMS of the charging that has started.</li> <li>6. Upon receipt of <a href="#">TransactionEventRequest</a> (<a href="#">eventType = Updated</a>), the CSMS responds with <a href="#">TransactionEventResponse</a> with: <a href="#">IdTokenInfo.status</a> set to <a href="#">Accepted</a></li> </ol>
	Alternative scenario(s)	<a href="#">C01 - EV Driver Authorization using RFID</a> <a href="#">C03 - Authorization using credit/debit card</a> <a href="#">C04 - Authorization using PIN-code</a> <a href="#">C05 - Authorization for CSMS initiated transactions</a> <a href="#">C06 - Authorization using local id type</a> <a href="#">C07 - Authorization using Contract Certificates</a> <a href="#">C08 - Authorization at EVSE using ISO 15118 External Identification Means (EIM)</a> <a href="#">C15 - Unknown Offline Authorization</a>
5	Prerequisites	Charging Station has a start button, instead of an RFID reader to start charging of an EV.
6	Postcondition(s)	Transaction ongoing on Charging Station, CSMS is aware of transaction.
7	Error Handling	n/a
8	Remarks	<p>The start button might also be a mechanical key or something similar.</p> <p>Note that the start button can even be omitted if the Charging Station is configured to start charging upon cable connection.</p> <p>The scenario description and sequence diagram above are based on the Configuration Variable for start transaction being configured as follows:  <a href="#">TxStartPoint: EVConnected</a></p> <p>This use-case is also valid for other configurations, but then the transaction might start/stop at another moment, which might change the sequence in which message are send. For more details see the use case: <a href="#">E01 - Start Transaction options</a>.</p>

## C02 - Authorization using a start button - Requirements

Table 43. C02 - Requirements

ID.	Precondition	Requirement definition
C02.FR.01	When a transaction is started with a button.	The Charging Station SHALL send <a href="#">TransactionEventRequest</a> with an <a href="#">IdTokenType</a> of <a href="#">type: NoAuthorization</a> and the field <a href="#">idToken</a> left empty (empty string).
C02.FR.02	CSMS receives a <a href="#">TransactionEventRequest</a> with an <a href="#">IdTokenType</a> of <a href="#">type: NoAuthorization</a>	The CSMS SHALL respond with a <a href="#">TransactionEventResponse</a> with <a href="#">IdTokenInfo.status</a> set <a href="#">Accepted</a> .

ID.	Precondition	Requirement definition
C02.FR.03	If the Charging Station has implemented an Authorization Cache AND the Charging Station receives <code>IdTokenInfo</code> for an <code>IdTokenType</code> of type <code>NoAuthorization</code> in any message	The Charging Station SHALL NOT store the information in its Authorization Cache.

## C03 - Authorization using credit/debit card

No.	Type	Description
1	Name	Authorization using credit card
2	ID	C03
3	Objective(s)	Make it possible to start a transaction using a credit card.
4	Description	A Charging Station with a credit/debit card terminal built inside the housing, or belonging to a group of Charging Stations that has a central payment terminal/kiosk. An EV Driver uses his card to pay for charging. The transaction is authorized by the payment company, the CSMS receives a message from the Payment System, and send a <a href="#">RequestStartTransactionRequest</a> to the Charging Station to start the transaction.
	Actors	EV Driver, Payment System, CSMS, Charging Station
	Scenario description	<ol style="list-style-type: none"> <li>1. The EV Driver plugs in the Charging Cable</li> <li>2. The Charging Station sends a <a href="#">StatusNotificationRequest</a> and <a href="#">TransactionEventRequest</a> (<a href="#">eventType = Started</a>) to notify the CSMS about the cable being plugged in.</li> <li>3. The Driver uses the credit/debit card terminal to authorize/pay for charging.</li> <li>4. The terminal communicates with its own server/back-office.</li> <li>5. The Payment System sends a message to the CSMS authorizing the user.</li> <li>6. The CSMS generates a unique id to be used as IdToken for this transaction.</li> <li>7. The CSMS sends a <a href="#">RequestStartTransactionRequest</a> with the generated IdToken to the Charging Station.</li> <li>8. The Charging Station accepts the <a href="#">RequestStartTransactionRequest</a> by sending a <a href="#">RequestStartTransactionResponse</a> with <a href="#">Accepted</a>.</li> <li>9. The Charging Station start Charging of the EV.</li> <li>10. The Charging Station send an <a href="#">TransactionEventRequest</a> (<a href="#">eventType = Updated</a>) to notify the CSMS about the charging having started.</li> </ol>
	Alternative scenario(s)	<a href="#">C01 - EV Driver Authorization using RFID</a> <a href="#">C02 - Authorization using a start button</a> <a href="#">C04 - Authorization using PIN-code</a> <a href="#">C05 - Authorization for CSMS initiated transactions</a> <a href="#">C06 - Authorization using local id type</a> <a href="#">C07 - Authorization using Contract Certificates</a> <a href="#">C08 - Authorization at EVSE using ISO 15118 External Identification Means (EIM)</a> <a href="#">C15 - Unknown Offline Authorization</a>
5	Prerequisites	Charging Station has a credit/debit card terminal, or belongs to a group of Charging Stations that has a central payment terminal, to start charging of an EV.
6	Postcondition(s)	Transaction ongoing on Charging Station
7	Error Handling	n/a
8	Remarks	<p>This use case is an example of how the existing OCPP messages can be used to handle a transaction that is started with a credit/debit card, it is not required to implement a credit/debit card payment solution in this way.</p> <p>A Payment System may consist of multiple components handling the authorization of the user. The interface of these components and the communication between the Payment System and CSMS are not in scope of this document.</p> <p>Stopping a transaction started with a credit/debit card is not defined, this is left to the implementer, this could for example be: Unplugging the cable on the EV side and/or a stop button etc.</p> <p>The scenario description and sequence diagram above are based on the Configuration Variable for start transaction being configured as follows:  <a href="#">TxStartPoint: EVConnected</a></p> <p>This use-case is also valid for other configurations, but then the transaction might start/stop at another moment, which might change the sequence in which message are send. For more details see the use case: <a href="#">E01 - Start Transaction options</a>.</p>

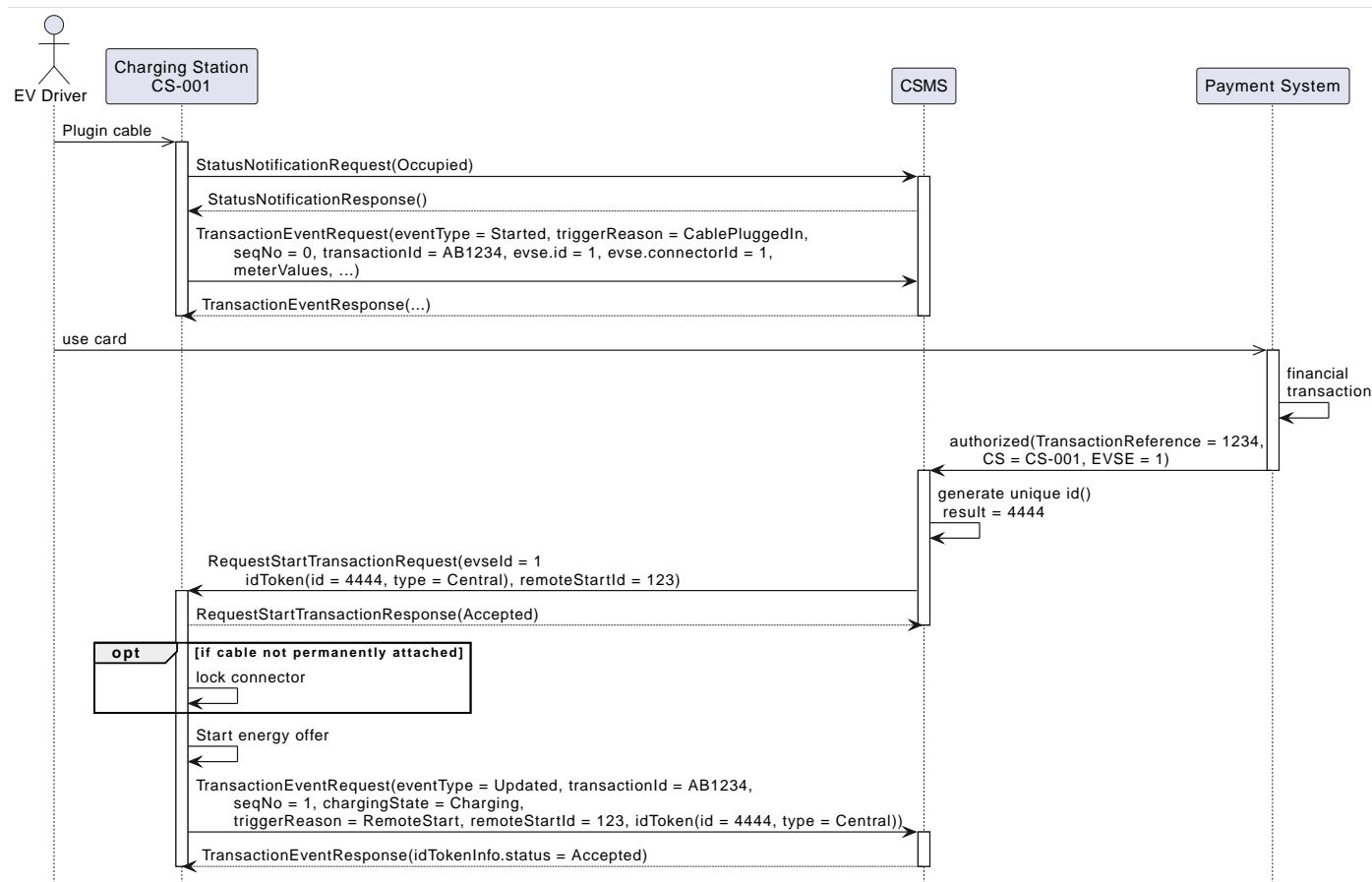


Figure 22. Sequence Diagram: Authorization using credit/debit card

## C03 - Authorization using credit/debit card - Requirements

Table 44. C03 - Requirements

ID.	Precondition	Requirement definition
C03.FR.01	If the Charging Station receives a <a href="#">RequestStartTransactionRequest</a> with an <a href="#">IdTokenType</a> of <code>type = Central</code>	The Charging Station SHALL NOT send an <a href="#">AuthorizeRequest</a> for the received <a href="#">IdTokenType</a> .
C03.FR.02	If the Charging Station has implemented an Authorization Cache AND the Charging Station receives <a href="#">IdTokenInfo</a> for an <a href="#">IdTokenType</a> of <code>type Central</code> in any message	The Charging Station SHALL NOT store the information in its Authorization Cache.

## C04 - Authorization using PIN-code

This is an informative use case. Its purpose is to demonstrate the use of the *idToken.type* *KeyCode*. Another use of *KeyCode* might be, for example, a licence plate number.

No.	Type	Description
1	Name	Authorization using PIN-code
2	ID	C04
3	Objective(s)	To make it possible for a Charging Station that has a key entry terminal to authorize the PIN-code.
4	Description	When a Charging Station has a PIN-code entry terminal, an EV driver enters his/her PIN-code. This PIN-code is sent to the CSMS for validation using an <a href="#">AuthorizeRequest</a> .
	Actors	EV Driver, Charging Station, CSMS
	Scenario description	<ol style="list-style-type: none"> <li>1. The EV Driver wants to start or stop charging the EV and enters his/her PIN-code into the terminal.</li> <li>2. The Charging Station sends an <a href="#">AuthorizeRequest</a> message, with the field <i>idToken.type</i> set to <i>KeyCode</i>, to the CSMS to request authorization.</li> <li>3. Upon receipt of the <a href="#">AuthorizeRequest</a>, the CSMS responds with an <a href="#">AuthorizeResponse</a>. This response indicates whether or not the <i>KeyCode</i> is accepted by the CSMS.</li> </ol>
	Alternative scenario(s)	<a href="#">C01 - EV Driver Authorization using RFID</a> <a href="#">C02 - Authorization using a start button</a> <a href="#">C03 - Authorization using credit/debit card</a> <a href="#">C05 - Authorization for CSMS initiated transactions</a> <a href="#">C06 - Authorization using local id type</a> <a href="#">C07 - Authorization using Contract Certificates</a> <a href="#">C08 - Authorization at EVSE using ISO 15118 External Identification Means (EIM)</a> <a href="#">C15 - Unknown Offline Authorization</a>
5	Prerequisites	Charging Station has a PIN-code entry terminal to start charging of an EV.
6	Postcondition(s)	Transaction ongoing on Charging Station, CSMS is aware of transaction.
7	Error Handling	n/a
8	Remarks	When the PIN-code is validated in the Charging Station, instead of the CSMS, use case <a href="#">C02 - Authorization Using a Start button</a> applies.

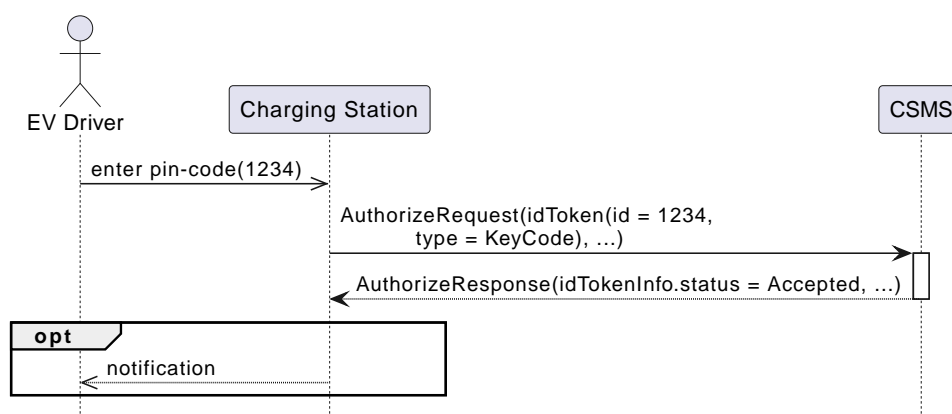


Figure 23. Sequence Diagram: Authorization using PIN-code

## C04 - Authorization using PIN-code - Requirements

Table 45. C04 - Requirements

ID.	Precondition	Requirement definition
C04.FR.01	When the CSMS receives an <a href="#">AuthorizeRequest</a> with a <i>keyCode</i> that is not valid at this Charging Station	The CSMS SHALL respond with an <a href="#">AuthorizeResponse</a> message with <i>status</i> = <i>Invalid</i> .
C04.FR.02	When the CSMS receives an <a href="#">AuthorizeRequest</a> with a <i>keyCode</i> that is valid and the EV Driver is allowed to charge at this Charging Station	The CSMS SHALL respond with an <a href="#">AuthorizeResponse</a> message with <i>status</i> = <i>Accepted</i> .

ID.	Precondition	Requirement definition
C04.FR.03		A Charging Station MAY store keyCodes in the Authorization Cache.
C04.FR.04	If an idToken of type keyCode is used	The Charging Station or CSMS SHALL NOT show the IdToken in any logging. key codes should never appear in logs.
C04.FR.05		Language SHALL be specified as RFC-5646 tags, see: <a href="#">RFC5646</a> , for example: US English is: "en-US".
C04.FR.06	If an idToken of type keyCode is used	It is RECOMMENDED to take measures to prevent brute force attacks, for example by increasing backoff times after attempts to enter an incorrect keyCode.

## C05 - Authorization for CSMS initiated transactions

No.	Type	Description
1	Name	Authorization for CSMS initiated transactions
2	ID	C05
3	Objective(s)	Enable the CSMS to start a transaction on a Charging Station with a server generated IdToken.
4	Description	When a CSMS needs to start a Transaction on a Charging Station for a Driver that has no RFID, or the RFID is not known. For Example, the EV Driver uses an App to start a transaction. The CSMS needs to determine an IdToken and tell the Charging Station this is not an RFID, so it should not be cached and an authorization is also not needed.
	Actors	EV Driver, CSMS, Charging Station
	Scenario description	<ol style="list-style-type: none"> <li>1. The EV Driver uses his app to start a charging.</li> <li>2. The app sends a start request to the CSMS.</li> <li>3. The CSMS determines an IdToken. It can generate a unique id to be used as IdToken for this transaction or can use a token that is provided by the app (for example the ID of the contract of the user).</li> <li>4. The CSMS sends a <a href="#">RequestStartTransactionRequest</a> with the IdToken from the previous step to the Charging Station.</li> <li>5. The Charging Station accepts the <a href="#">RequestStartTransactionRequest</a> by sending a <a href="#">RequestStartTransactionResponse</a> with <a href="#">Accepted</a>.</li> <li>6. The Charging Station starts charging and sends a <a href="#">TransactionEventRequest</a> (<a href="#">eventType = Updated</a>) to notify the CSMS that <i>chargingState</i> has changed.</li> </ol>
	Alternative scenario(s)	<a href="#">C01 - EV Driver Authorization using RFID</a> <a href="#">C02 - Authorization using a start button</a> <a href="#">C03 - Authorization using credit/debit card</a> <a href="#">C04 - Authorization using PIN-code</a> <a href="#">C06 - Authorization using local id type</a> <a href="#">C07 - Authorization using Contract Certificates</a> <a href="#">C08 - Authorization at EVSE using ISO 15118 External Identification Means (EIM)</a> <a href="#">C15 - Unknown Offline Authorization</a>
5	Prerequisites	Cable is plugged in.
6	Postcondition(s)	Transaction ongoing on Charging Station
7	Error Handling	n/a
8	Remarks	<p>IdTokens MAY be (single use) virtual transaction authorization codes or virtual RFID tokens that deliberately use a non-standard UID format to avoid possible conflict with real UID values. These virtual single use <a href="#">IdTokens</a> are sent with <i>type Central</i> and it is pointless to either cache or authorize these tokens.</p> <p>This use case uses an App as example, but this is not a requirement. This use case is valid for any <a href="#">RequestStartTransactionRequest</a> with a server generated IdToken.</p> <p>The scenario description and sequence diagram above are based on the Configuration Variable for start transaction being configured as follows:  <a href="#">TxStartPoint: EVConnected</a></p> <p>This use-case is also valid for other configurations, but then the transaction might start/stop at another moment, which might change the sequence in which message are send. For more details see the use case: <a href="#">E01 - Start Transaction options</a>.</p> <p>This use case assumes that the configuration variable <i>AuthorizeRemoteStart</i> is <i>false</i>. See use cases F01 and F02 for requirements with <i>AuthorizeRemoteStart</i>.</p> <p>Other idToken <i>types</i> can also be used to remote start charging, such an <i>eMAID</i> of the user that is provided by the app.</p>

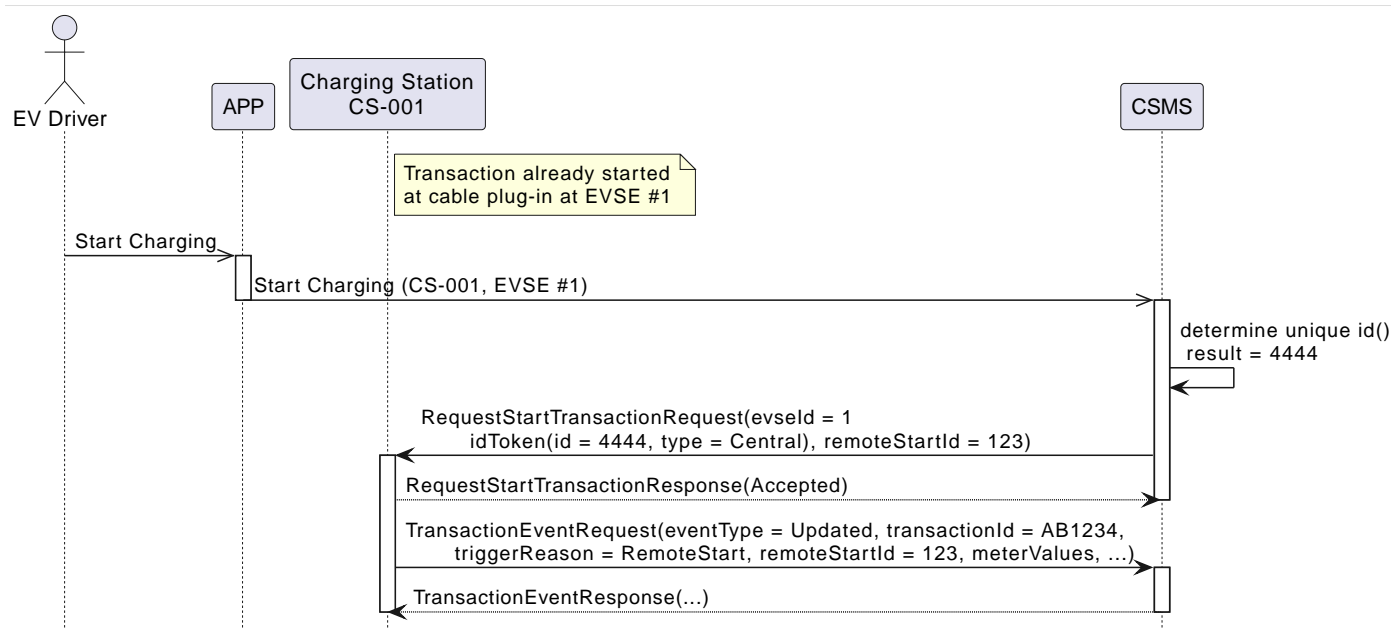


Figure 24. Sequence Diagram: Authorization for CSMS initiated transactions

## C05 - Authorization for CSMS initiated transactions Requirements

Table 46. C05 - Requirements

ID.	Precondition	Requirement definition
C05.FR.01	If the Charging Station receives a <a href="#">RequestStartTransactionRequest</a> with an <a href="#">IdTokenType</a> of type <i>Central</i> .	The Charging Station SHALL NOT send an <a href="#">AuthorizeRequest</a> for the received <a href="#">IdTokenType</a> .
C05.FR.02	If the Charging Station has implemented an Authorization Cache AND the Charging Station receives <a href="#">IdTokenInfo</a> for an <a href="#">IdTokenType</a> of type <i>Central</i> in any message	The Charging Station SHALL NOT store the information in its Authorization Cache. (Same as C03.FR.02)
C05.FR.03		The RemoteStartId SHALL be provided at least once in a <a href="#">TransactionEventRequest</a> .
C05.FR.04		Language SHALL be specified as RFC-4646 tags, see: <a href="#">RFC5646</a> , example: US English is: "en-US".
C05.FR.05		idToken SHALL also be provided once in the first <a href="#">TransactionEventRequest</a> after a <a href="#">RequestStartTransactionRequest</a> .

## C06 - Authorization using local id type

This is an informative use case. Its purpose is to demonstrate the use of the idToken type `Local`.

No.	Type	Description
1	Name	Authorization using local id type
2	ID	C06
3	Objective(s)	Enable the Charging Station to start charging with a locally generated IdToken.
4	Description	When a Charging Station needs to start a Transaction for a Driver that has no RFID, or the RFID is not known. For Example, the EV Driver uses a parking ticket to start charging.
	Actors	EV Driver, Payment Terminal, CSMS, Charging Station
	Scenario description	<ol style="list-style-type: none"> <li>1. An EV driver drives into a garage, takes a parking ticket at the barrier at the entrance.</li> <li>2. Parks his EV at a Charging Station.</li> <li>3. Plugs in the charging cable.</li> <li>4. Scans/inserts his parking ticket on the Charging Station to start Charging</li> <li>5. EV is charging, driver leaves.</li> <li>6. EV driver returns, inserts parking ticket into a payment kiosk</li> <li>7. Pays for parking and charging</li> <li>8. The Payment terminal/kiosk sends a stop command via the CSMS to the Charging Station.</li> <li>9. EV driver unplugs the charging cable and drives away.</li> </ol>
	Alternative scenario(s)	<a href="#">C01 - EV Driver Authorization using RFID</a> <a href="#">C02 - Authorization using a start button</a> <a href="#">C03 - Authorization using credit/debit card</a> <a href="#">C04 - Authorization using PIN-code</a> <a href="#">C05 - Authorization for CSMS initiated transactions</a> <a href="#">C07 - Authorization using Contract Certificates</a> <a href="#">C08 - Authorization at EVSE using ISO 15118 External Identification Means (EIM)</a> <a href="#">C15 - Unknown Offline Authorization</a>
5	Prerequisites	Integrated parking & charging payment system
6	Postcondition(s)	The transaction has completed at the Charging Station and Transaction information is available at the CSMS.
7	Error Handling	n/a
8	Remarks	<p>This use case uses an Parking Ticket as example, but this is not a requirement.</p> <p>The communication between the Payment Terminal and the CSMS is outside of scope of OCPP.</p> <p>The scenario description and sequence diagram above are based on the Configuration Variable for start &amp; stop transaction being configured as follows:  TxStartPoint: <a href="#">EVConnected</a>  TxStopPoint: <a href="#">ParkingBayOccupancy</a>, <a href="#">EVConnected</a></p> <p>This use-case is also valid for other configurations, but then the transaction might start/stop at another moment, which might change the sequence in which message are send. For more details see the use cases: <a href="#">E01 - Start Transaction options</a> and <a href="#">E06 - Stop Transaction options</a>.</p>

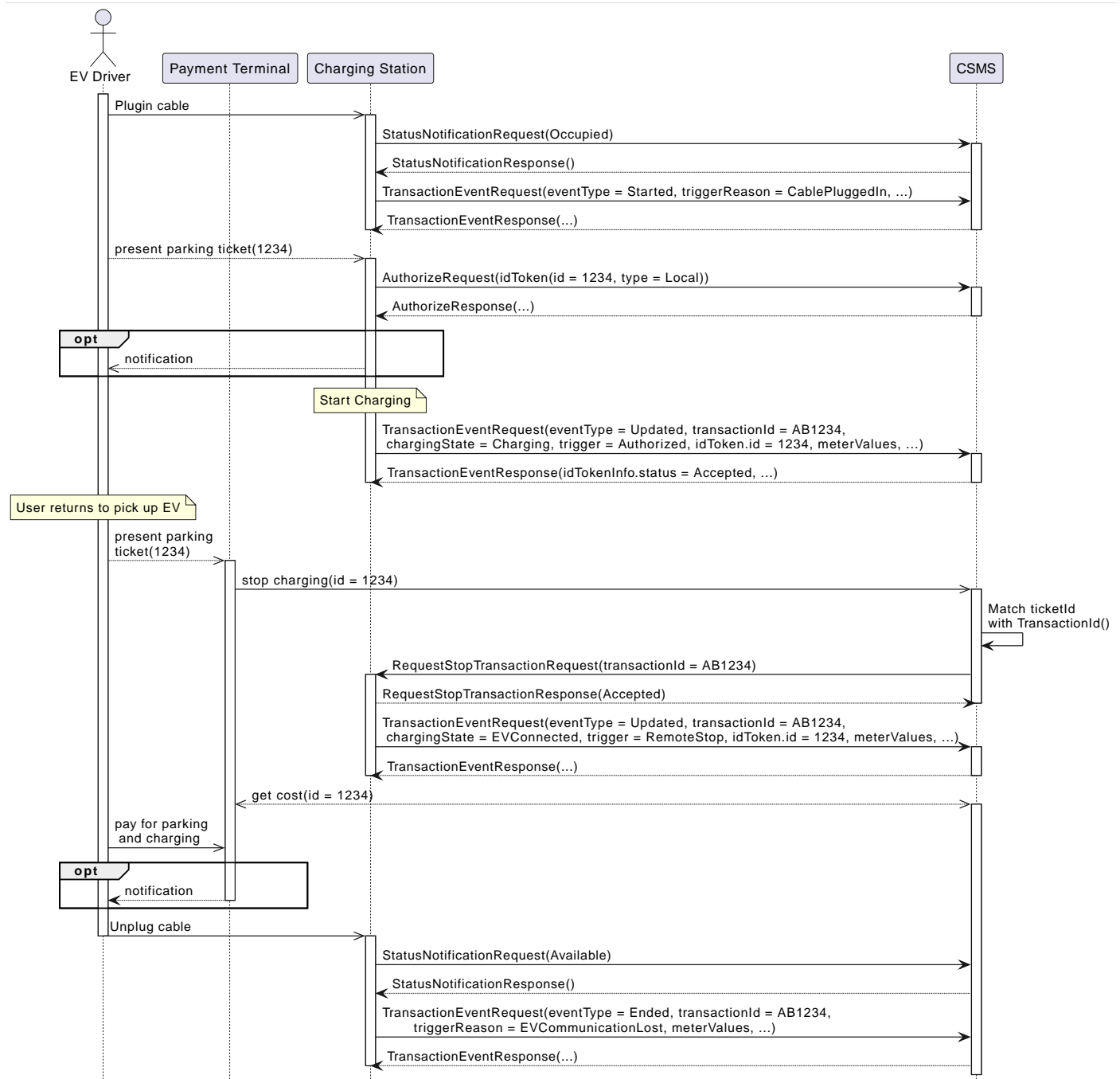


Figure 25. Sequence Diagram: Authorization using local id type

## C06 - Authorization using local id type - Requirements

Table 47. C06 - Requirements

ID	Precondition	Requirement definition
C06.FR.01		The Charging Station SHALL only offer energy after authorization. (Same as C01.FR.01)
C06.FR.02	If an <b>IdTokenType</b> with type Local is presented by the EV Driver.	The Charging Station SHALL send <b>AuthorizeRequest</b> to the CSMS to request authorization.
C06.FR.03		<b>AuthorizeRequest</b> SHOULD only be used for the authorization of an identifier for charging. (Same as C01.FR.04)
C06.FR.04	If the CSMS receives an <b>AuthorizeRequest</b> .	it SHALL respond with an <b>AuthorizeResponse</b> and SHALL include an authorization status value indicating acceptance or a reason for rejection.

## 2.2. ISO 15118 Authorization

This authorization section originates from [ISO15118-1](#) for the use of Plug & Charge functionalities.

### C07 - Authorization using Contract Certificates

No.	Type	Description
1	Name	Authorization using Contract Certificates
2	ID	C07
	Reference	<a href="#">ISO15118-1</a> D2
3	Objective(s)	See <a href="#">ISO15118-1</a> , use case Objective D2, page 26.
4	Description	See <a href="#">ISO15118-1</a> , use case Description D2 (first bullet), page 26.
	Actors	EV, Charging Station, CSMS
	Scenario description	<p><b>15118:</b> See <a href="#">ISO15118-1</a>, use case Description D2, Scenario Description, first 2 bullets, page 26.</p> <p><b>OCPP:</b>  <b>3.</b> The Charging Station sends an <a href="#">AuthorizeRequest</a> message to the CSMS containing the eMAID and data needed for an OCSP request with regards to the contract certificate and certificate chain.  <b>4.</b> The CSMS replies with an agreement or non-agreement, and the certificate status.  <b>5.</b> Service starts after successful authorization of the IDs.</p>
	Alternative scenario(s)	<a href="#">C01 - EV Driver Authorization using RFID</a> <a href="#">C02 - Authorization using a start button</a> <a href="#">C03 - Authorization using credit/debit card</a> <a href="#">C04 - Authorization using PIN-code</a> <a href="#">C05 - Authorization for CSMS initiated transactions</a> <a href="#">C06 - Authorization using local id type</a> <a href="#">C08 - Authorization at EVSE using ISO 15118 External Identification Means (EIM)</a> <a href="#">C15 - Unknown Offline Authorization</a>
5	Prerequisites	A contract Certificate is installed in the EV.
6	Postcondition(s)	The validity of the Contract Certificate is determined.
7	Error handling	
8	Remark(s)	<p>In edition 1 of 15118, the message timeout of the PaymentDetailsReq/Res message is 5 seconds. In case certificate verification cannot be completed in that time it is possible to complete this during the AuthorizationReq/Res, which can be extended up to 60 seconds.</p> <p>When the Charging Station is offline, it is recommended to omit the payment option for ISO 15118 contract certificates from the ServiceDiscoveryRes and revert to External Identification Means (use case C08), because certificate status cannot be checked.</p>

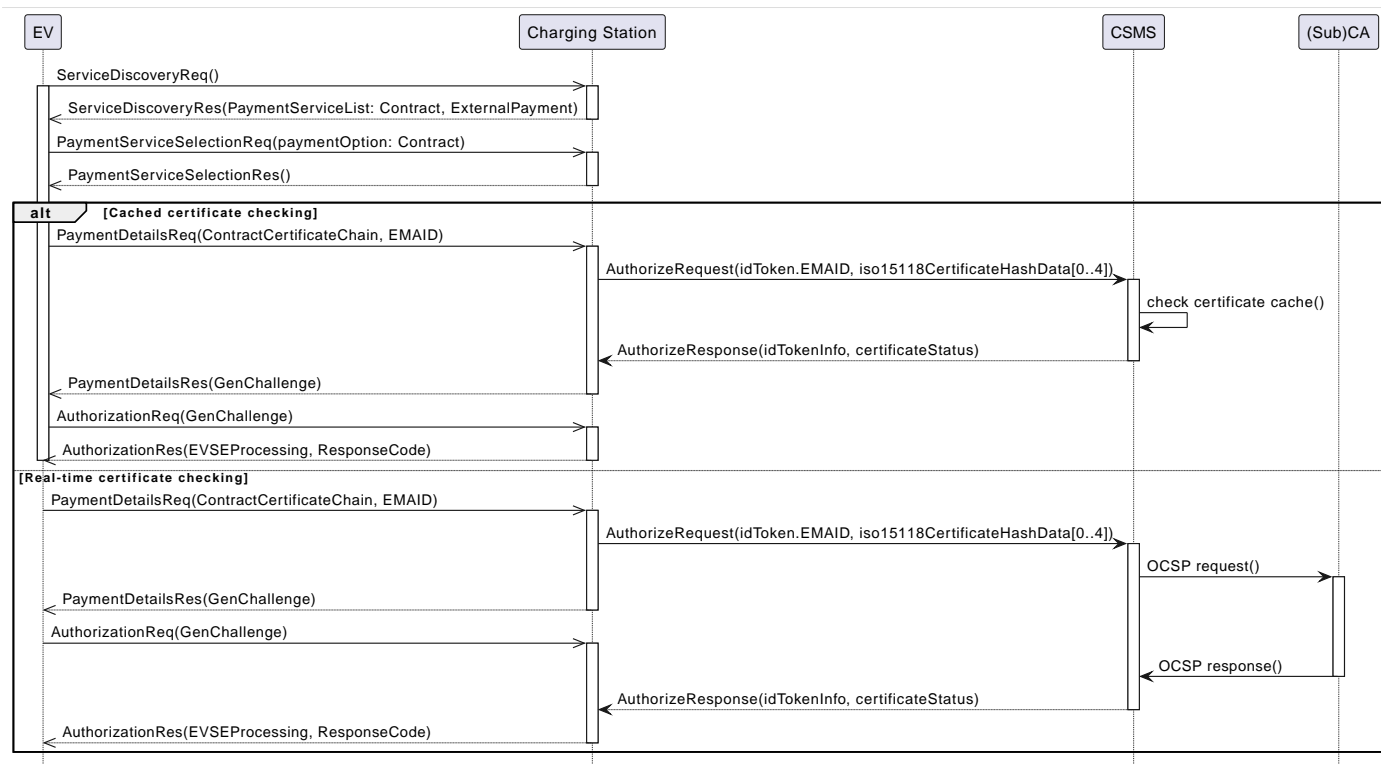


Figure 26. Authorization using Contract Certificates

## C07 - Authorization using Contract Certificates - Requirements

Table 48. C07 - Requirements

ID	Precondition	Requirement definition	Note
C07.FR.01	When Charging Station is online	The Charging Station SHALL send an <a href="#">AuthorizeRequest</a> to the CSMS for validation.	
C07.FR.02	C07.FR.01	The <a href="#">AuthorizeRequest</a> SHALL contain the eMAID and data needed for an OSCP request with regards to the contract certificate and certificate chain.	
C07.FR.04	If the CSMS receives an <a href="#">AuthorizeRequest</a> .	It SHALL respond with an <a href="#">AuthorizeResponse</a> and SHALL include an authorization status value indicating acceptance or a reason for rejection.	
C07.FR.05	C07.FR.02	The CSMS SHALL verify validity of the certificate and certificate chain via real-time or cached OSCP data.	
C07.FR.06	C07.FR.01 AND If Charging Station is not able to validate a contract certificate, because it does not have the associated root certificate AND <a href="#">CentralContractValidationAllowed</a> is <i>true</i>	The Charging Station SHALL pass the contract certificate chain to the CSMS in <i>certificate</i> attribute (in PEM format) of <a href="#">AuthorizeRequest</a> for validation by CSMS.	
C07.FR.07	When Charging Station is offline AND <a href="#">ContractValidationOffline</a> is <i>false</i>	The Charging Station SHALL NOT allow charging.	
C07.FR.08	When Charging Station is offline AND <a href="#">ContractValidationOffline</a> is <i>true</i>	The Charging Station SHALL try to validate the contract certificate locally.	
C07.FR.09	C07.FR.08 AND Contract certificate is valid AND <a href="#">LocalAuthorizeOffline</a> is <i>true</i>	The Charging Station SHALL lookup the eMAID in <a href="#">Local Authorization List</a> or <a href="#">Authorization Cache</a> .	
C07.FR.10	C07.FR.09 AND eMAID found in <a href="#">Local Authorization List</a>	The Charging Station SHALL behave according to use case <a href="#">C13 - Offline Authorization through Local Authorization List</a> .	

ID	Precondition	Requirement definition	Note
C07.FR.11	C07.FR.09 AND eMAID found in <a href="#">Authorization Cache</a>	The Charging Station SHALL behave according to use case <a href="#">C12 - Start Transaction - Cached Id.</a>	
C07.FR.12	C07.FR.09 AND eMAID is not found AND <a href="#">OfflineTxForUnknownIdEnabled</a> = true	The Charging Station SHALL allow charging according to use case <a href="#">C15 - Offline Authorization of unknown Id.</a>	
C07.FR.13	C07.FR.04 AND the certificate chain (provided in <i>certificate</i> or <i>iso15118CertificateHashData</i> ) is valid AND authorization status of <i>idToken</i> is one of Blocked, Expired, Invalid, Unknown	CSMS SHALL return an AuthorizationResponse containing a <i>certificateStatus</i> = <i>ContractCancelled</i> and the authorization status in <i>idTokenInfo.status</i> .	Certificate is valid, but EMAID is not accepted.
C07.FR.14	C07.FR.04 AND the certificate chain (provided in <i>certificate</i> or <i>iso15118CertificateHashData</i> ) is valid AND authorization status of <i>idToken</i> is NOT one of Blocked, Expired, Invalid, Unknown	CSMS SHALL return an AuthorizationResponse containing a <i>certificateStatus</i> = <i>Accepted</i> and the authorization status in <i>idTokenInfo.status</i> .	Charging can still not be allowed if <i>idTokenInfo.status</i> is other than <i>Accepted</i> (e.g. <i>ConcurrentTx</i> or <i>NotAtThisLocation</i> ).
C07.FR.15	C07.FR.04 AND the certificate chain (provided in <i>certificate</i> or <i>iso15118CertificateHashData</i> ) has expired	CSMS SHALL return an AuthorizationResponse containing a <i>certificateStatus</i> = <i>CertificateExpired</i> and an <i>idTokenInfo.status</i> = <i>Expired</i>	If certificate is expired, then status of <i>idToken</i> is also reported expired.
C07.FR.16	C07.FR.04 AND the certificate chain (provided in <i>certificate</i> or <i>iso15118CertificateHashData</i> ) has been revoked	CSMS SHALL return an AuthorizationResponse containing a <i>certificateStatus</i> = <i>CertificateRevoked</i> and an <i>idTokenInfo.status</i> = <i>Invalid</i>	If certificate is revoked, then status of <i>idToken</i> is reported as invalid.
C07.FR.17	C07.FR.04 AND the certificate chain (provided in <i>certificate</i> or <i>iso15118CertificateHashData</i> ) cannot be verified or is invalid	CSMS SHALL return an AuthorizationResponse containing a <i>certificateStatus</i> = <i>CertChainError</i> and an <i>idTokenInfo.status</i> = <i>Invalid</i>	If certificate cannot be verified, then status of <i>idToken</i> is reported as invalid.

## C08 - Authorization at EVSE using ISO 15118 External Identification Means (EIM)

(EIM)

No.	Type	Description
1	Name	Authorization at EVSE using ISO 15118 External Identification Means (EIM)
2	ID	C08 / 15118-1 D4
	Reference	<a href="#">ISO15118-1</a> D4
3	Objective(s)	To authorize the EV via the Charging Station, with help of the CSMS. Also see <a href="#">ISO15118-1</a> , use case Objective D4, page 28.
4	Description	The Charging Station sends an <a href="#">AuthorizeRequest</a> message based on information provided by the EV. Also see <a href="#">ISO15118-1</a> , use case Description D4 up to and including "NOTE", page 28.
	Actors	EV, Charging Station, CSMS
	Scenario description	<p><b>15118</b> See <a href="#">ISO15118-1</a>, use case Description (Scenarion Description) D4, page 28.</p> <p><b>OCPP</b> 1. The Charging Station sends an <a href="#">AuthorizeRequest</a> with an <a href="#">idToken</a> containing the External Identification Means (EIM). 2. The CSMS responds with an <a href="#">AuthorizeResponse</a>.</p>
	Alternative scenario(s)	<a href="#">C01 - EV Driver Authorization using RFID</a> <a href="#">C02 - Authorization using a start button</a> <a href="#">C03 - Authorization using credit/debit card</a> <a href="#">C04 - Authorization using PIN-code</a> <a href="#">C05 - Authorization for CSMS initiated transactions</a> <a href="#">C06 - Authorization using local id type</a> <a href="#">C07 - Authorization using Contract Certificates</a> <a href="#">C15 - Unknown Offline Authorization</a>
5	Prerequisites	Communication between EV and EVSE SHALL be established successfully.
6	Postcondition(s)	Authorization is successful. Also see <a href="#">ISO15118-1</a> , use case End conditions D4, page 28.
7	Remark(s)	Please note that all identification means mentioned in the previous section can be applied to this use case. The only difference is the availability of 15118 communication.

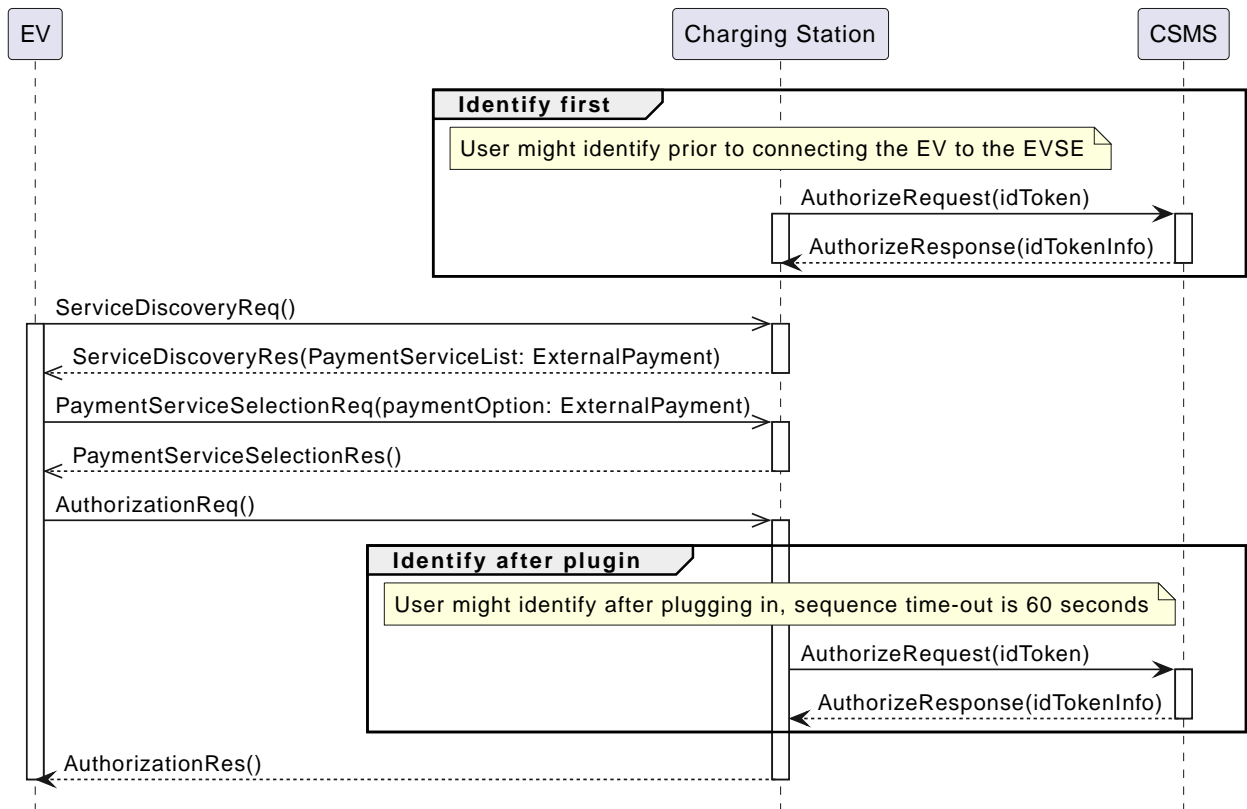


Figure 27. Sequence Diagram: Authorization at EVSE using external credentials performed with help of SA.

Source: [ISO15118-1](#)

C08 - Authorization at EVSE using ISO 15118 External Identification Means (EIM) - Requirements

Table 49. C08 - Requirements

ID	Precondition	Requirement definition
C08.FR.01		The Charging Station SHALL send the identification to the CSMS for validation.
C08.FR.02		EV Driver SHALL activate the authorization within a specific time after connecting the EV to the EVSE or the EVSE SHALL have an HMI to authorize the restart of the identification process.

## 2.3. GroupId

### C09 - Authorization by GroupId

No.	Type	Description
1	Name	Authorization by GroupId
2	ID	C09
3	Objective(s)	To enable 2 EV drivers with different IdTokens to be authorized using the same <a href="#">GroupId</a> .
4	Description	This use cases covers how a Charging Station can authorize an action for an EV Driver based on GroupId information. This could for example be used if 2 people regularly use the same EV: they can use their own IdToken (e.g. RFID card), and can deauthorize transactions that were started with the other idToken (with the same GroupId).
	Actors	Charging Station, CSMS, EV Driver1, EV Driver2
	Scenario description	<ol style="list-style-type: none"> <li>1. EV Driver 1 presents an IdToken.</li> <li>2. The Charging Station sends <a href="#">AuthorizeRequest</a> to the CSMS to request authorization.</li> <li>3. Upon receipt of <a href="#">AuthorizeRequest</a>, the CSMS responds with <a href="#">AuthorizeResponse</a>. This response message includes the GroupId.</li> <li>4. The Charging Station stores the GroupIdToken with the authorization information of EV Driver 1.</li> <li>5. EV Driver 2 presents an IdToken.</li> <li>6. The Charging Station sends <a href="#">AuthorizeRequest</a> to the CSMS to request authorization.</li> <li>7. Upon receipt of <a href="#">AuthorizeRequest</a>, the CSMS responds with <a href="#">AuthorizeResponse</a>. This response message includes the GroupId.</li> <li>8. Based on the matching GroupId information in both responses, the Charging Station authorizes the action.</li> </ol>
5	Prerequisite(s)	EV Driver 1 and EV Driver 2 have the same GroupId.
6	Postcondition(s)	GroupId is known by the Charging Station.
7	Error handling	n/a
8	Remark(s)	<a href="#">IdTokenType</a> data used as <a href="#">groupid</a> may often use a shared central account identifier for the GroupId, instead of using one of the idTokens belonging to an account. The groupId mechanism as described in this use case also works when using the Authorization Cache, as the groupId is stored in the cache.



Figure 28. Sequence Diagram: Authorization by GroupId

### C09 - Authorization by GroupId - Requirements

Table 50. C09 - Requirements

ID	Precondition	Requirement definition
C09.FR.02		IdTokens that are part of the same group for authorization purposes SHALL have a common group identifier in the optional <i>groupIdToken</i> element in <a href="#">IdTokenInfo</a>

ID	Precondition	Requirement definition
C09.FR.03	When a transaction has been authorized/started with a certain IdToken.	An EV Driver with a different, valid IdToken, but with the same groupIdToken SHALL be authorized to stop the transaction.
C09.FR.04	C09.FR.03 AND If both IdTokens with their corresponding GroupIdTokens are present in either the <a href="#">Local Authorization List</a> or <a href="#">Authorization Cache</a> .	The Charging Station MAY send an <a href="#">AuthorizeRequest</a> to the CSMS.
C09.FR.05	C09.FR.03 AND (NOT C09.FR.07) AND If the newly presented IdToken with its corresponding GroupIdToken is not present in either the <a href="#">Local Authorization List</a> or <a href="#">Authorization Cache</a> .	The Charging Station SHALL send an <a href="#">AuthorizeRequest</a> to the CSMS.
C09.FR.07	When an <a href="#">idToken</a> is presented during a transaction that has been authorized AND (a) the presented <a href="#">idToken</a> is the same as the <a href="#">idToken</a> that started the authorization OR (b) when the presented <a href="#">idToken</a> is in the Local Authorization List or Authorization Cache AND is valid AND has the same GroupIdToken as the IdToken that started the authorization.	The Charging Station SHALL end the authorization of the transaction, without first sending an <a href="#">AuthorizeRequest</a>
C09.FR.09	If the IdToken in <a href="#">AuthorizeRequest</a> has an associated groupIdToken	<a href="#">AuthorizeResponse</a> from CSMS SHALL include <a href="#">groupIdToken</a> .
C09.FR.10		<a href="#">AuthorizeResponse</a> SHALL include an authorization status value indicating acceptance or a reason for rejection.
C09.FR.11	C09.FR.03 AND A different IdToken is presented for stopping, which has the same GroupIdToken, but does not have status = <code>Accepted</code>	The Charging Station SHALL NOT stop the transaction.
C09.FR.12	If a <a href="#">TransactionEventRequest</a> contains an IdToken and idToken has an associated groupIdToken	<a href="#">TransactionEventResponse</a> from CSMS SHALL include <a href="#">groupIdToken</a> .
C09.FR.13		The field <i>idToken.type</i> of a GroupIdToken SHOULD be <code>Central</code>

## 2.4. Authorization Cache

### C10 - Store Authorization Data in the Authorization Cache

No.	Type	Description
1	Name	Store Authorization Data in the Authorization Cache
2	ID	C10
3	Objective(s)	To store all the latest received IdTokens in the Authorization Cache.
4	Description	This use case covers how the Charging Station autonomously stores a record of previously presented identifiers that have been successfully authorized by the CSMS in the Authorization Cache. (Successfully meaning: a response received on a message containing an IdToken)
	Actors	Charging Station, CSMS
	Scenario description	<ol style="list-style-type: none"> <li>1. The Charging Station receives a <a href="#">AuthorizeResponse</a>, <a href="#">ReserveNowRequest</a> or <a href="#">TransactionEventResponse</a> response message from the CSMS.</li> <li>2. The Cache is updated by the Charging Station using all received <a href="#">IdTokenInfo</a> from the response message from the CSMS.</li> </ol>
	Alternative scenario(s)	n/a
5	Prerequisite(s)	An Authorization Cache is implemented and the value of the <a href="#">AuthCacheEnabled</a> Configuration Variable is set to 'true'.
6	Postcondition(s)	<p><b>Successful postcondition:</b> The Charging Station stored the newly received <a href="#">IdTokenInfo</a> data in the Authorization Cache.</p> <p><b>Failure postcondition:</b> The Charging Station was <i>not</i> able to store the Authorization Cache.</p>
7	Error handling	n/a
8	Remark(s)	n/a

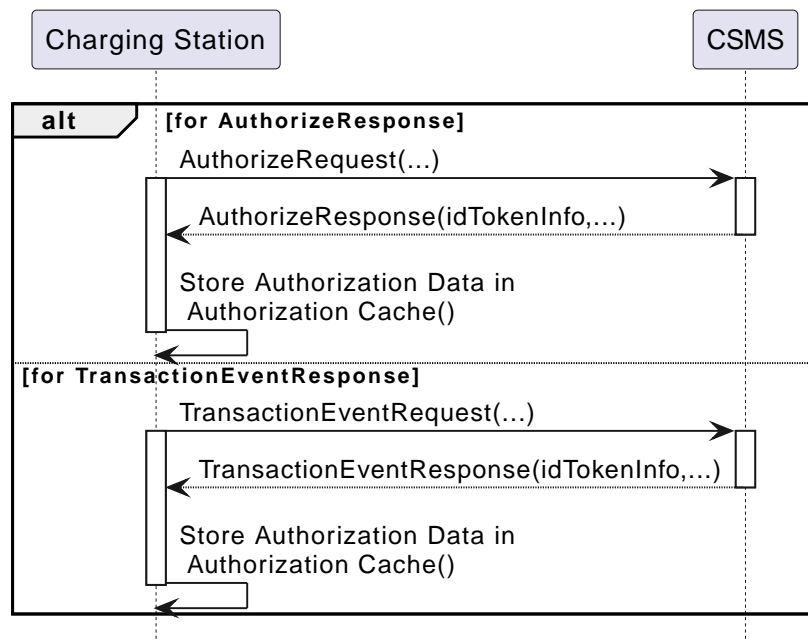


Figure 29. Sequence Diagram: Store Authorization Data in the Authorization Cache

### C10 - Store Authorization Data in the Authorization Cache - Requirements

Table 51. C10 - Requirements

ID	Precondition	Requirement definition	Note
C10.FR.01		The Authorization Cache SHALL contain all the latest received identifiers (regardless of their status).	

ID	Precondition	Requirement definition	Note
C10.FR.02		Cache values SHOULD be persistent across reboots and power outages.	Hence cache values SHOULD be stored in non-volatile memory.
C10.FR.03	When an IdToken is presented that is stored in the Authorization Cache with status other than <i>Accepted</i> , and the Charging Station is online.	<a href="#">AuthorizeRequest</a> SHALL be sent to the CSMS to check the current state of the IdToken.	To check the current state of the identifier.
C10.FR.04	Upon receipt of <a href="#">AuthorizeResponse</a> .	The Charging Station SHALL update the Authorisation Cache entry.	The update is to be done with the <a href="#">IdTokenInfo</a> value from the response as described under <a href="#">Authorization Cache</a> .
C10.FR.05	Upon receipt of <a href="#">TransactionEventResponse</a> .	The Charging Station SHALL update the Authorisation Cache entry.	The update is to be done with the <a href="#">IdTokenInfo</a> value from the response as described under <a href="#">Authorization Cache</a> .
C10.FR.07		The Charging Station SHALL have a mechanism to accept new cache entries even when it is full, by deleting older entries.	It is suggested to remove any entries with status other than <i>Accepted</i> first, and then the oldest valid entries to make space for the new entry.
C10.FR.08	When IdTokenInfoType does not contain a value for <i>cacheExpiryDateTime</i>	The time a token is considered to be present in the cache is determined by the Configuration Variable <a href="#">AuthCacheLifeTime</a> . This variable indicates how long it takes until a token expires in the Authorization Cache since it is last used.	This expiry of the cache is <b>not</b> the same as the expiration date that is set for the IdToken (e.g. RFID card expiry date).
C10.FR.09	The Charging Station supports <a href="#">Tariff &amp; Cost</a>	The Charging Station SHALL NOT store the tariff information in the Cache.	
C10.FR.10	NOT C10.FR.13 AND when more than <a href="#">AuthCacheLifeTime</a> seconds have passed since <i>idTokenInfo</i> was last updated	The Authorization Cache entry SHALL be removed from the cache or changed to <i>Expired</i> .	A <i>cacheExpiryDateTime</i> in the past will prevent an idToken from being stored in the authorization cache, or remove it from authorization cache if it was already present. This is used e.g. for prepaid accounts that should not be kept in authorization cache.
C10.FR.11		Whether the Authorization Cache is enabled or disabled SHALL be controlled by the <a href="#">AuthCacheEnabled</a> Configuration Variable.	
C10.FR.12		It is RECOMMENDED to store personal information in the Authorization Cache securely	E.g. by only storing hashed idTokens in the cache.
C10.FR.13	When IdTokenInfoType contains a value for <i>cacheExpiryDateTime</i> and current time is greater than <i>idTokenInfo.cacheExpiryDateTime</i>	The Authorization Cache entry SHALL be removed from the cache or changed to <i>Expired</i> .	This expiry of the cache is <b>not</b> the same as the expiration date that is set for the IdToken (e.g. RFID card expiry date).

## C11 - Clear Authorization Data in Authorization Cache

No.	Type	Description
1	Name	Clear Authorization Data in Authorization Cache
2	ID	C11
3	Objective(s)	To clear all IdTokens in the Authorization Cache.
4	Description	This use case covers how the CSMS can request a Charging Station to clear its Authorization Cache.
	Actors	Charging Station, CSMS
	Scenario description	<ol style="list-style-type: none"> <li>1. The CSMS requests the Charging Station to clear its Authorization Cache by sending <a href="#">ClearCacheRequest</a>.</li> <li>2. The Charging Station responds with the status <i>Accepted</i>.</li> </ol>
5	Prerequisite(s)	Authorization Cache is supported and enabled by the <a href="#">AuthCacheEnabled</a> Configuration Variable.
6	Postcondition(s)	<p><b>Successful postcondition:</b> The Charging Station <i>Successfully</i> cleared the Authorization Cache.</p> <p><b>Failure postcondition:</b> The Charging Station was <i>not</i> able to clear the Authorization Cache.</p>
7	Error handling	n/a
8	Remark(s)	n/a

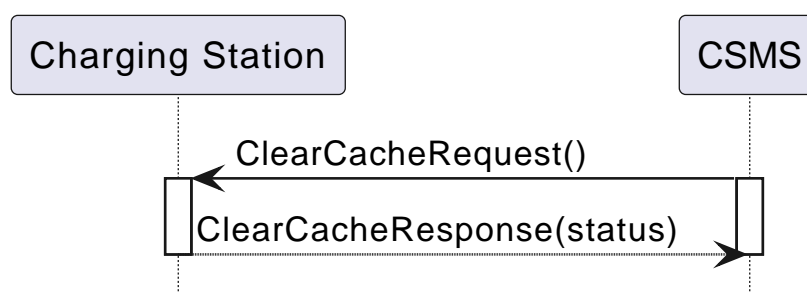


Figure 30. Sequence Diagram: Clear Authorization Data in Authorization Cache

## C11 - Clear Authorization Data in Authorization Cache - Requirements

Table 52. C11 - Requirements

ID	Precondition	Requirement definition
C11.FR.01	If the CSMS sends a <a href="#">ClearCacheRequest</a> .	The Charging Station SHALL attempt to clear its Authorization Cache.
C11.FR.02	C11.FR.01	The Charging Station SHALL send <a href="#">ClearCacheResponse</a> message indicating whether it was able to clear its Authorization Cache.
C11.FR.03	C11.FR.02 AND Charging Station successfully cleared its Authorization Cache.	The Charging Station SHALL send <a href="#">ClearCacheResponse</a> message with the status <i>Accepted</i> .
C11.FR.04	C11.FR.02 AND Configuration variable <code>AuthCacheEnabled</code> is false	The Charging Station SHALL send <a href="#">ClearCacheResponse</a> message with the status <i>Rejected</i> .
C11.FR.05	C11.FR.02 AND Charging Station failed to clear its Authorization Cache.	The Charging Station SHALL send <a href="#">ClearCacheResponse</a> message with the status <i>Rejected</i> .

## C12 - Start Transaction - Cached Id

No.	Type	Description
1	Name	Start Transaction - Cached Id
2	ID	C12
3	Objective(s)	To enable the EV Driver to <i>Online</i> start a transaction by using the Authorization Cache. So the Charging Station can respond faster, as no <a href="#">AuthorizeRequest</a> is being sent.
4	Description	This use case describes how the EV Driver is authorized to start a transaction while the Charging Station uses Cached IdToken.
	Actors	Charging Station, CSMS, EV Driver
	Scenario description	<ol style="list-style-type: none"> <li>1. The EV Driver plugs in the cable.</li> <li>2. The Charging Station starts the transaction.</li> <li>3. The EV Driver presents an IdToken.</li> <li>4. The Charging Station verifies the IdToken with the <a href="#">Authorization Cache</a>.</li> <li>5. The Charging Station updates the transaction.</li> <li>6. The Charging Station starts charging.</li> <li>7. <a href="#">E02 - Start Transaction - Cable Plugin First</a> applies.</li> </ol>
5	Prerequisite(s)	<a href="#">AuthCacheEnabled</a> = true <a href="#">LocalPreAuthorize</a> = true The Id of the EV Driver is Cached in the <a href="#">Authorization Cache</a> Id is valid
6	Postcondition(s)	<b>Successful postcondition:</b> The EV Driver is authorized to start a transaction by using the Authorization Cache.  <b>Failure postcondition:</b> The UserId was not found in the <a href="#">Authorization Cache</a> and: * Online Charging Station: the Charging Station issues an <a href="#">AuthorizeRequest</a> and that fails too. * In an offline situation, behaviour of the Charging Station is defined by Configuration Variable <a href="#">OfflineTxForUnknownIdEnabled</a> .
7	Error handling	When the Charging Station has an IdToken in the Authorization Cache, which is valid in the Authorization Cache, but is no longer valid in the CSMS: The Charging Station will receive the IdTokenInfo in the <a href="#">TransactionEventResponse</a> which contains the newer invalid status. What happens in such a cases depends on the Configuration Variables: <a href="#">MaxEnergyOnInvalidId</a> and <a href="#">StopTxOnInvalidId</a> .
8	Remark(s)	<p>If the Charging Station has implemented an Authorization Cache, then upon receipt of a <a href="#">AuthorizeResponse</a> message the Charging Station updates the Cache entry.</p> <p>For a Cached valid IdToken it is not logical to send <a href="#">AuthorizeRequest</a>. The <a href="#">TransactioneventResponse</a> message also contains the IdToken information. If the IdToken has become no longer valid, the Charging Station will learn this from this <a href="#">TransactioneventResponse</a>. So if the IdToken is no longer valid, the Charging Station might decide to stop the energy offering, and depending on the configuration even stop the transaction.</p> <p>The scenario description and sequence diagram above are based on the Configuration Variable for start transaction being configured as follows:  <a href="#">TxStartPoint</a>: <a href="#">EVConnected</a>            This use-case is also valid for other configurations, but then the transaction might start/stop at another moment, which might change the sequence in which message are send. For more details see the use case: <a href="#">E01 - Start Transaction options</a>.</p>

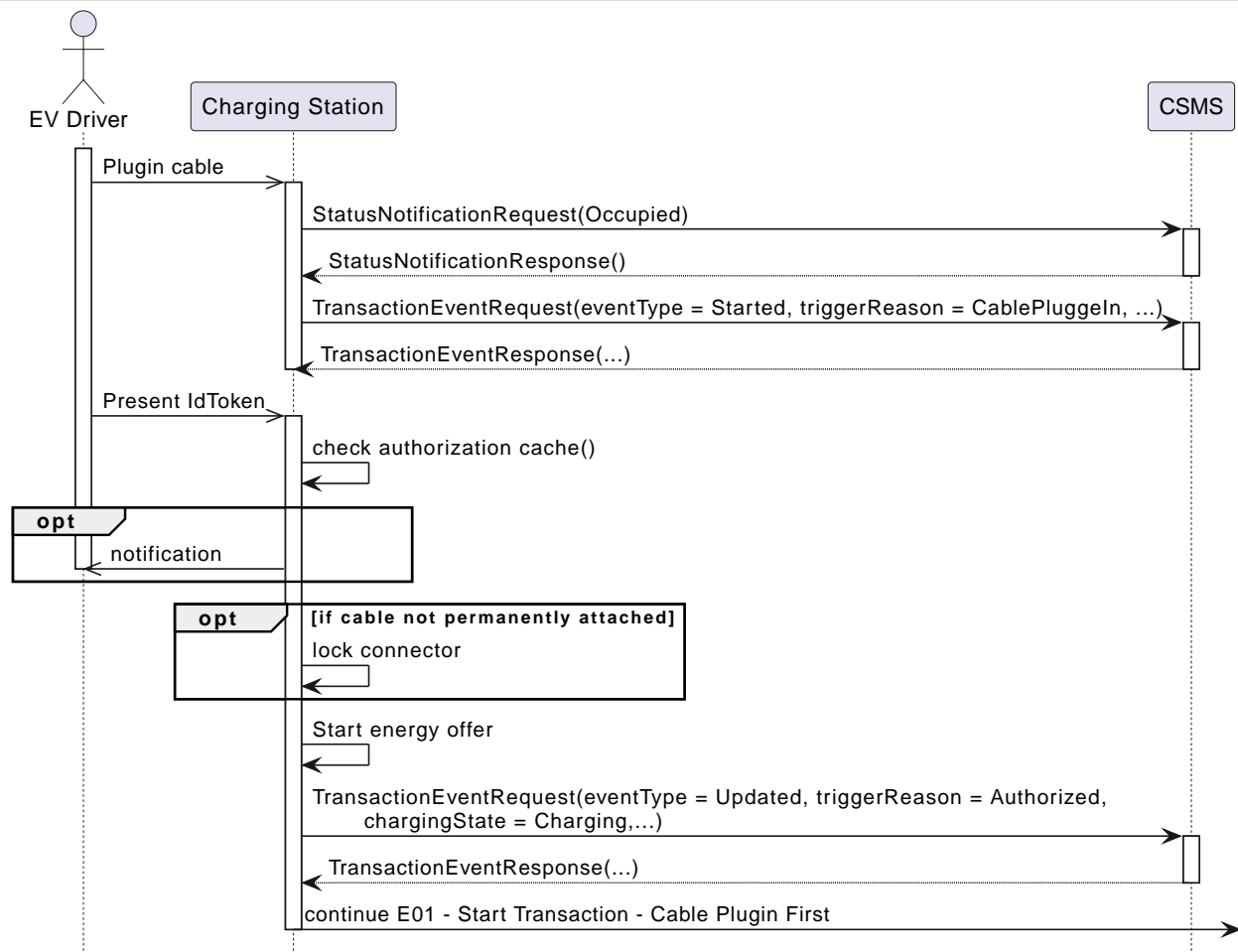


Figure 31. Sequence Diagram: Start Transaction - Cached Id

## C12 - Start Transaction - Cached Id - Requirements

Table 53. C12 - Requirements

ID	Precondition	Requirement definition	Note
C12.FR.02	When an identifier is presented that is stored in the Authorization Cache as <i>Accepted</i> .	The Charging Station SHALL send a <a href="#">TransactionEventRequest</a> with <i>idToken</i> to the CSMS.	
C12.FR.03	C12.FR.02	The CSMS SHALL check the authorization status of the <i>IdToken</i> when processing this <a href="#">TransactionEventRequest</a> .	
C12.FR.04	C12.FR.02 AND The cable is plugged in.	The Charging Station SHALL start the energy offer.	
C12.FR.05	When an identifier is presented that is stored in the Authorization Cache with status other than <i>Accepted</i> , and the Charging Station is online.	The Charging Station SHALL send an <a href="#">AuthorizeRequest</a> to the CSMS.	To check the current state of the identifier.
C12.FR.06	When <a href="#">IdTokenInfo</a> is received for an identifier in the Cache.	The Authorization Cache SHALL be updated using the received <a href="#">IdTokenInfo</a> .	
C12.FR.09	<i>IdTokens</i> that have a <i>groupId</i> equal to <a href="#">MasterPassGroupId</a>	SHALL NOT be allowed to start a transaction.	

## 2.5. Local Authorization list

## C13 - Offline Authorization through Local Authorization List

No.	Type	Description
1	Name	Offline Authorization through Local Authorization List
2	ID	C13
3	Objective(s)	To authorize an idToken by using the <a href="#">Local Authorization List</a> while <i>Offline</i> .
4	Description	<p>This use case describes how to authorize an IdToken, when communication with the CSMS is not possible.</p> <p>The <a href="#">Local Authorization List</a> is a list of idTokens that can be synchronized with the CSMS. The list contains the authorization status of a selected set of idTokens as managed by the CSMS.</p>
	Actors	EV Driver, Charging Station
	Scenario description	<ol style="list-style-type: none"> <li>1. The Charging Station is <i>Offline</i></li> <li>2. The EV Driver presents IdToken.</li> <li>3. The Charging Station checks if the IdToken is known and has status <i>Accepted</i> in the <a href="#">Local Authorization List</a>.</li> <li>4. The Charging Station start charging.</li> </ol>
5	Prerequisite(s)	<p><i>Local Authorization List</i> is available</p> <p><i>Local Authorization List</i> is enabled via <a href="#">LocalAuthListEnabled</a></p> <p>Charging Station is <i>Offline</i></p> <p>The Id of the EV Driver is in the <i>Local Authorization List</i></p> <p>Id is valid</p>
6	Postcondition(s)	<p><b>Successful postcondition:</b></p> <p>The Charging Station accepts tokens on the <a href="#">Local Authorization List</a> when it is offline.</p> <p><b>Failure postcondition:</b></p> <p>The Charging Station does not accept tokens on the <a href="#">Local Authorization List</a> when it is offline.</p>
7	Error handling	n/a
8	Remark(s)	n/a

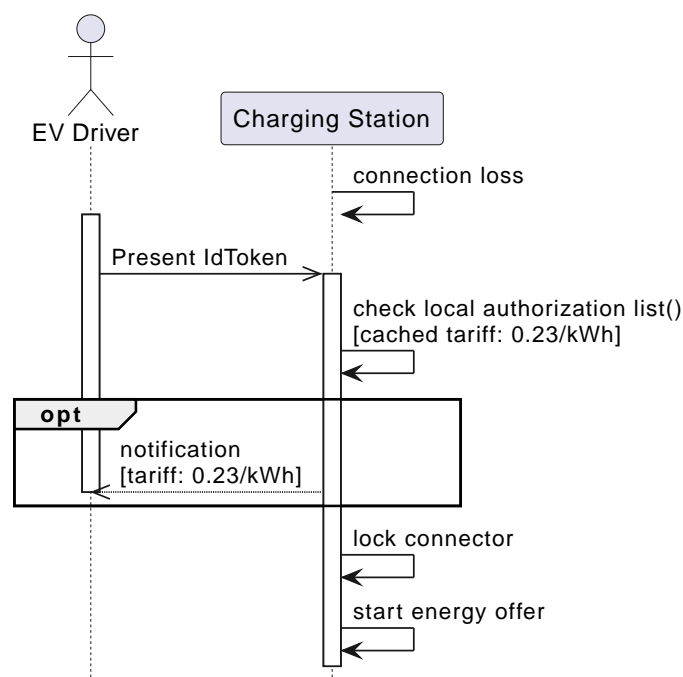


Figure 32. Sequence Diagram: Offline Authorization through Local Authorization List

## C13 - Offline Authorization through Local Authorization List - Requirements

Table 54. C13 - Requirements

ID	Precondition	Requirement definition	Note
C13.FR.01		Where both <a href="#">Authorization Cache</a> and <a href="#">Local Authorization List</a> are supported, a Charging Station SHALL treat <a href="#">Local Authorization List</a> entries as having priority over Authorization Cache entries for the same identifiers.	
C13.FR.02	If configuration variable <a href="#">OfflineTxForUnknownIdEnabled</a> is false AND The Charging Station is offline AND <a href="#">LocalAuthListSupportsExpiryDateTime</a> does not exist or is false	Only identifiers that are present in a <a href="#">Local Authorization List</a> that have a status <i>Accepted</i> SHALL be allowed to authorize a transaction.	This means that Charging Station does not check for <i>cacheExpiryDateTime</i> .
C13.FR.03		The Charging Station MAY authorize the IdToken locally without involving the CSMS.	As described in <a href="#">Local Authorization List</a> .
C13.FR.04	If configuration variable <a href="#">OfflineTxForUnknownIdEnabled</a> is true AND The Charging Station is offline AND <a href="#">LocalAuthListSupportsExpiryDateTime</a> does not exist or is false	Any identifier that is present in neither the <a href="#">Authorization Cache</a> nor the <a href="#">Local Authorization List</a> SHALL be allowed to authorize a transaction AND any identifiers that are present in a <a href="#">Local Authorization List</a> that have a status <i>Accepted</i> SHALL be allowed to authorize a transaction.	This means that Charging Station does not check for <i>cacheExpiryDateTime</i> . See also C15.FR.08
C13.FR.05	If configuration variable <a href="#">OfflineTxForUnknownIdEnabled</a> is false AND The Charging Station is offline AND <a href="#">LocalAuthListSupportsExpiryDateTime</a> = true	Only identifiers that are present in a <a href="#">Local Authorization List</a> that have a status <i>Accepted</i> and for which <i>cacheExpiryDateTime</i> has not passed SHALL be allowed to authorize a transaction.	When <i>cacheExpiryDateTime</i> is absent, the idToken will not expire in Local Authorization List.
C13.FR.06	If configuration variable <a href="#">OfflineTxForUnknownIdEnabled</a> is true AND The Charging Station is offline AND <a href="#">LocalAuthListSupportsExpiryDateTime</a> = true	Any identifier that is present in neither the <a href="#">Authorization Cache</a> nor the <a href="#">Local Authorization List</a> SHALL be allowed to authorize a transaction AND any identifiers that are present in a <a href="#">Local Authorization List</a> that have a status <i>Accepted</i> and for which <i>cacheExpiryDateTime</i> has not passed SHALL be allowed to authorize a transaction.	This means that an expired token in the Local Authorization List is not authorized, because it is not an "unknown id".

## C14 - Online Authorization through Local Authorization List

No.	Type	Description
1	Name	Online Authorization through Local Authorization List
2	ID	C14
3	Objective(s)	To authorize an idToken by using the <a href="#">Local Authorization List</a> while <i>Online</i> .
4	Description	This use case describes how to authorize an IdToken via the <a href="#">Local Authorization List</a> while the Charging Station is online. When online the Charging Station can then locally authorize the IdToken, and is not required to send an <i>AuthorizeRequest</i> for a known IdToken.
	Actors	EV Driver, Charging Station
	Scenario description	<ol style="list-style-type: none"> <li>1. The EV Driver presents IdToken</li> <li>2. The Charging Station checks if the IdToken is known and has status <i>Accepted</i> in the <a href="#">Local Authorization List</a>.</li> <li>3. If the IdToken is not known, or the IdToken is not <i>Accepted</i> the Charging Station sends an <a href="#">AuthorizeRequest</a></li> <li>4. The Charging Station starts charging.</li> </ol>
5	Prerequisite(s)	<p><i>Local Authorization List</i> is available</p> <p><i>Local Authorization List</i> is enabled via <a href="#">LocalAuthListEnabled</a></p> <p>The Id of the EV Driver is in the <i>Local Authorization List</i></p> <p>Id is valid <a href="#">LocalPreAuthorize</a> is set to <i>true</i></p>

No.	Type	Description
6	Postcondition(s)	<b>Successful postcondition:</b> The Charging Station accepts tokens on the <a href="#">Local Authorization List</a> . <b>Failure postcondition:</b> The Charging Station does not accept tokens on the <a href="#">Local Authorization List</a> .
7	Error handling	n/a
8	Remark(s)	n/a

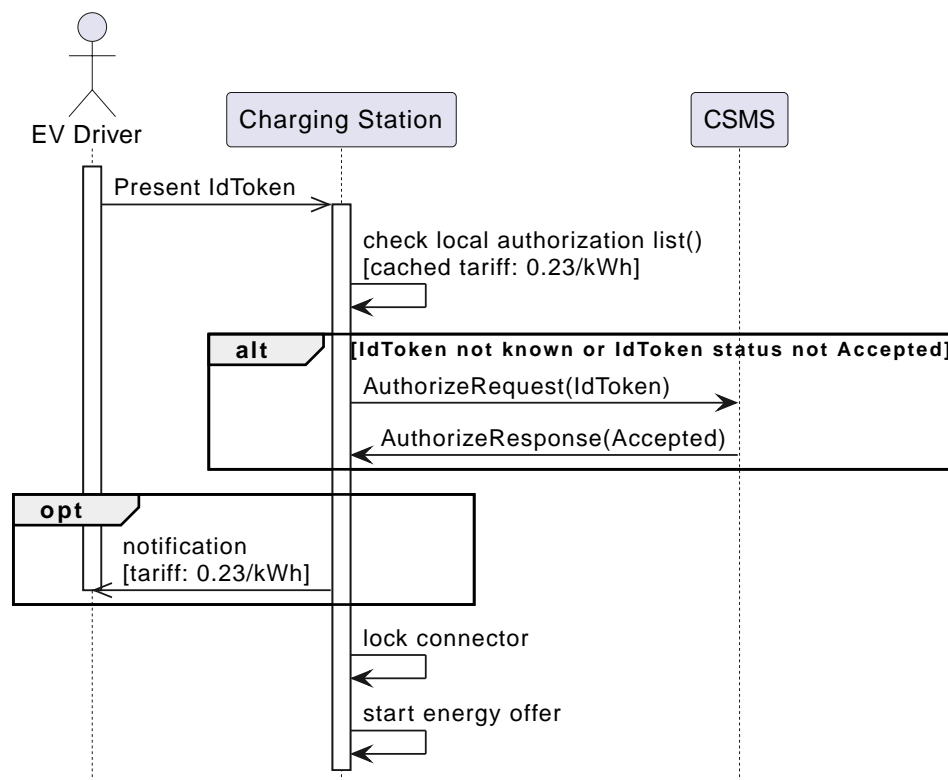


Figure 33. Sequence Diagram: Online Authorization through Local Authorization List

## C14 - Online Authorization through Local Authorization List - Requirements

Table 55. C14 - Requirements

ID	Precondition	Requirement definition	Note
C14.FR.01		Where both <a href="#">Authorization Cache</a> and <a href="#">Local Authorization List</a> are supported, a Charging Station SHALL treat <a href="#">Local Authorization List</a> entries as having priority over <a href="#">Authorization Cache</a> entries for the same identifiers.	Same as C13.FR.01
C14.FR.02	Identifier presented is in the <a href="#">Local Authorization List</a> with a status <a href="#">Accepted</a> AND <a href="#">LocalAuthListSupportsExpiryDateTime</a> does not exist or is false	The Charging Station SHALL start charging without sending an <a href="#">AuthorizeRequest</a> .	This means that Charging Station does not check for <a href="#">cacheExpiryDateTime</a> .
C14.FR.03	Identifiers presented is in the <a href="#">Local Authorization List</a> with a status <a href="#">OTHER than Accepted</a>	The Charging Station SHALL send an <a href="#">AuthorizeRequest</a> to try to authorize this IdToken.	
C14.FR.04	Identifier presented is in the <a href="#">Local Authorization List</a> with a status <a href="#">Accepted</a> AND <a href="#">LocalAuthListSupportsExpiryDateTime</a> = true AND the <a href="#">cacheExpiryDateTime</a> has not passed	The Charging Station SHALL start charging without sending an <a href="#">AuthorizeRequest</a> .	When <a href="#">cacheExpiryDateTime</a> is absent, the idToken will not expire in <a href="#">Local Authorization List</a> .

ID	Precondition	Requirement definition	Note
C14.FR.05	Identifier presented is in the <a href="#">Local Authorization List</a> with a <i>status</i> Accepted AND <i>LocalAuthListSupportsExpiryDate</i> = true AND the <i>cacheExpiryDateTime</i> has passed	The Charging Station SHALL send an <a href="#">AuthorizeRequest</a> to try to authorize this IdToken.	IdToken will be disregarded, as if not present in Local Authorization List, when <i>cacheExpiryDateTime</i> has passed.

## 2.6. Offline Authorization

### C15 - Offline Authorization of unknown Id

No.	Type	Description
1	Name	Offline Authorization of unknown Id
2	ID	C15
	Parent use case	<a href="#">C12 - Start Transaction - Cached Id</a>
3	Objective(s)	To allow automatic authorization of any "unknown" identifiers that cannot be explicitly authorized by Authorization Cache entries.
4	Description	This use case describes the scenario of presented "unknown" identifiers, other than are present in an Authorization Cache or Local Cache entry using <a href="#">OfflineTxForUnknownIdEnabled</a> .
	Actors	Charging Station, EV Driver
	Scenario description	<ol style="list-style-type: none"> <li>1. The EV Driver wants to start charging the EV and presents the IdToken.</li> <li>2. The Charging Station checks the <a href="#">Local Authorization List</a>, the IdToken is not present in the <a href="#">Local Authorization List</a>.</li> <li>3. The Charging Station checks the <a href="#">Authorization Cache</a>, the IdToken is not present in the <a href="#">Authorization Cache</a>.</li> <li>4. The Charging Station accepts the unknown IdToken if <a href="#">OfflineTxForUnknownIdEnabled</a> is set <i>True</i></li> <li>5. The Charging Station rejects the unknown IdToken if <a href="#">OfflineTxForUnknownIdEnabled</a> is set <i>False</i></li> </ol>
	Alternative scenario(s)	<a href="#">C01 - EV Driver Authorization using RFID</a> <a href="#">C02 - Authorization using a start button</a> <a href="#">C03 - Authorization using credit/debit card</a> <a href="#">C04 - Authorization using PIN-code</a> <a href="#">C05 - Authorization for CSMS initiated transactions</a> <a href="#">C06 - Authorization using local id type</a> <a href="#">C07 - Authorization using Contract Certificates</a> <a href="#">C08 - Authorization at EVSE using ISO 15118 External Identification Means (EIM)</a>
5	Prerequisite(s)	The Charging Station is <i>Offline</i> . Unknown IdToken presented (Not in the <a href="#">Authorization Cache</a> and/or <a href="#">Local Authorization List</a> ).
6	Postcondition(s)	<p><b>Successful postcondition:</b> The authorization status in <a href="#">TransactionEventResponse</a>, that is received once the Charging Station is online, is <i>Accepted</i>.</p> <p><b>Failure postcondition:</b> The authorization status in <a href="#">TransactionEventResponse</a> that is received once the Charging Station is online, is <i>not Accepted</i>, although <a href="#">OfflineTxForUnknownIdEnabled</a> is <i>True</i>.</p>
7	Error handling	n/a
8	Remark(s)	This applies to all types of identifiers, including an eMAID that is presented as part of an ISO 15118 contract certificate.

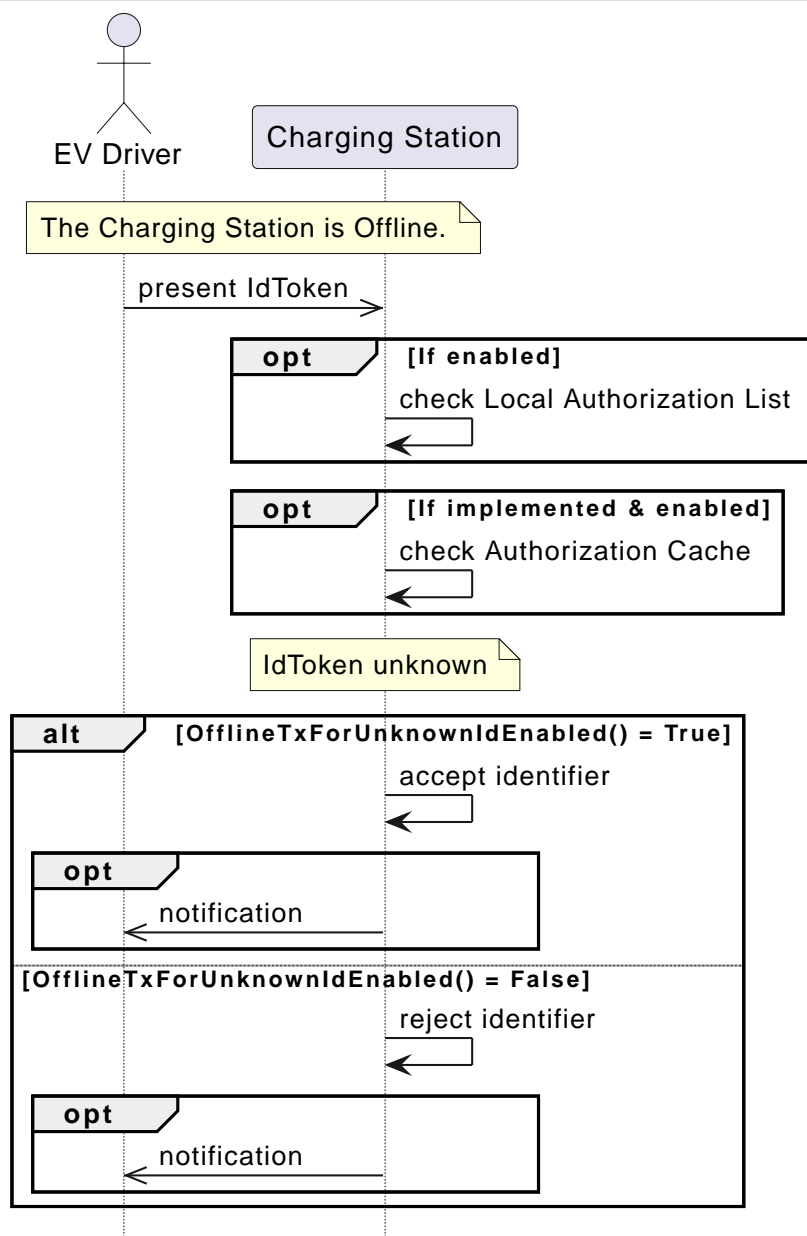


Figure 34. Sequence Diagram: Start Transaction - Unknown Offline Authorization

## C15 - Offline Authorization of unknown Id - Requirements

Table 56. C15 - Requirements

ID	Precondition	Requirement definition	Note
C15.FR.01	If the identifier is authorized via <a href="#">OfflineTxForUnknownIdEnabled</a>	The Charging Station SHALL NOT add the token to <a href="#">Authorization Cache</a>	
C15.FR.02	When connection to the CSMS is restored	The Charging Station SHALL send a <a href="#">TransactionEventRequest</a> for any transaction that was authorized <i>offline</i> .	As explained in <a href="#">transaction-related message handling</a>

ID	Precondition	Requirement definition	Note
C15.FR.03	C15.FR.02 AND The authorization status in <b>TransactionEventResponse</b> is not <i>Accepted</i> AND The transaction is still ongoing AND <b>StopTxOnInvalidId</b> is <i>true</i> AND <b>TxStopPoint</b> does NOT contain: ( <b>Authorized</b> OR <b>PowerPathClosed</b> OR <b>EnergyTransfer</b> )	The Charging Station SHALL stop the energy transfer and send <b>TransactionEventRequest</b> ( <b>eventType = Updated</b> ) with <i>triggerReason</i> set to <i>Deauthorized</i> and <i>chargingState</i> set to <i>SuspendedEVSE</i> or preferably to <i>EVConnected</i> .	Since the effect of setting <i>chargingState</i> to <i>SuspendedEVSE</i> or <i>EVConnected</i> both have the same effect of not delivering any energy, the use of <i>SuspendedEVSE</i> is still allowed in this situation in order to avoid breaking existing implementations that adhere to the original requirement. Use of <i>SuspendedEVSE</i> in this situation will become deprecated in the next OCPP release.
C15.FR.04	C15.FR.02 AND The authorization status in <b>TransactionEventResponse</b> is not <i>Accepted</i> AND The transaction is still ongoing AND <b>StopTxOnInvalidId</b> is <i>true</i> AND <b>TxStopPoint</b> does contain: ( <b>Authorized</b> OR <b>PowerPathClosed</b> OR <b>EnergyTransfer</b> )	The Charging Station SHALL stop the transaction and send <b>TransactionEventRequest</b> ( <b>eventType = Ended</b> ) with <i>triggerReason</i> set to <i>Deauthorized</i> and <i>stoppedReason</i> set to <i>DeAuthorized</i> .	
C15.FR.05	C15.FR.04 AND If the Charging Station has the possibility to lock the Charging Cable	The Charging Station SHOULD keep the Charging Cable locked until the owner presents his identifier.	
C15.FR.06	C15.FR.02 AND The authorization status in <b>TransactionEventResponse</b> is not <i>Accepted</i> AND The transaction is still ongoing AND <b>StopTxOnInvalidId</b> is set to <i>false</i> AND <b>MaxEnergyOnInvalidId</b> is not implemented or has been exceeded. <b>TxStopPoint</b> does NOT contain: <b>EnergyTransfer</b>	The Charging Station SHALL stop the energy delivery to the EV immediately and send <b>TransactionEventRequest</b> ( <b>eventType = Updated</b> ) with <i>triggerReason</i> set to <i>ChargingStateChanged</i> and <i>chargingState</i> set to <i>SuspendedEVSE</i>	
C15.FR.07	C15.FR.02 AND The authorization status in <b>TransactionEventResponse</b> is not <i>Accepted</i> AND The transaction is still ongoing AND <b>StopTxOnInvalidId</b> is set to <i>false</i> AND <b>MaxEnergyOnInvalidId</b> is set and has NOT been exceeded.	Energy delivery to the EV SHALL be allowed until the amount of energy specified in <b>MaxEnergyOnInvalidId</b> has been reached.	
C15.FR.08	When an unknown identifier is presented AND <b>OfflineTxForUnknownIdEnabled</b> is set to <i>true</i>	The Charging Station SHALL accept the presented <i>IdToken</i> .	

## 2.7. Master Pass

### C16 - Stop Transaction with a Master Pass

No.	Type	Description
1	Name	Stop Transaction with a Master Pass

No.	Type	Description
2	ID	C16
3	Objective(s)	Enable stopping of transactions by use of a Master Pass (for example for: Law Enforcement officials).
4	Description	This use case covers how somebody with a Master Pass (User) can stop (selected) ongoing transactions, so the cable becomes unlocked. This Master Pass can be configured in: <a href="#">MasterPassGroupId</a> .
	Actors	Charging Station, CSMS, User
	Scenario description	<ol style="list-style-type: none"> <li>1. The User (Law Enforcement official) presents his IdToken at the Charging Station.</li> <li>2. The Charging Station sends <a href="#">AuthorizeRequest</a> to the CSMS to request authorization.</li> <li>3. Upon receipt of <a href="#">AuthorizeRequest</a>, the CSMS responds with <a href="#">AuthorizeResponse</a>. This response message contains a GroupId that equals the value of the Configuration Variable <a href="#">MasterPassGroupId</a> and the idToken is valid.</li> <li>4a. If the Charging Station has a UI, then the Charging Station "Shows" the Master Pass UI.</li> <li>5a. The user selects which transactions to stop.</li> <li>6a. The Charging Station stops the selected transaction(s) AND sends a <a href="#">TransactionEventRequest</a> (<a href="#">eventType</a> = <a href="#">Ended</a>, <a href="#">stopReason</a> = <a href="#">MasterPass</a>) to the CSMS for every stopped transaction.</li> <li>7a. Upon receipt of <a href="#">TransactionEventRequest</a> the CSMS responds with <a href="#">TransactionEventResponse</a>.</li> <li>4b. If the Charging Station does NOT have a UI, then the Charging Station stops all transactions AND sends a <a href="#">TransactionEventRequest</a> (<a href="#">eventType</a> = <a href="#">Ended</a>, <a href="#">stopReason</a> = <a href="#">MasterPass</a>) to the CSMS for every stopped transaction.</li> <li>5b. Upon receipt of <a href="#">TransactionEventRequest</a> the CSMS responds with <a href="#">TransactionEventResponse</a>.</li> </ol>
	Alternative scenario(s)	<a href="#">C01 - EV Driver Authorization</a>
5	Prerequisites	<p>Ongoing Transaction(s)</p> <p>Configuration Variable: <a href="#">MasterPassGroupId</a> set.</p> <p>Users IdToken has groupId equal to the configured <a href="#">MasterPassGroupId</a>.</p>
6	Postcondition(s)	(Selected) transaction(s) stopped.
7	Error Handling	When the user does not make a selection before an acceptable timeout, the Charging Station SHALL go back to normal operation.
8	Remarks	<p>The scenario description and sequence diagram above are based on the Configuration Variable for stop transaction being configured as follows.</p> <p><a href="#">TxStopPoint</a>: <a href="#">Authorized</a>, <a href="#">PowerPathClosed</a>, <a href="#">EnergyTransfer</a></p> <p>This use-case is also valid for other configurations, but then the transaction might stop at another moment, which might change the sequence in which message are send. For more details see the use case: <a href="#">E06 - Stop Transaction options</a></p>

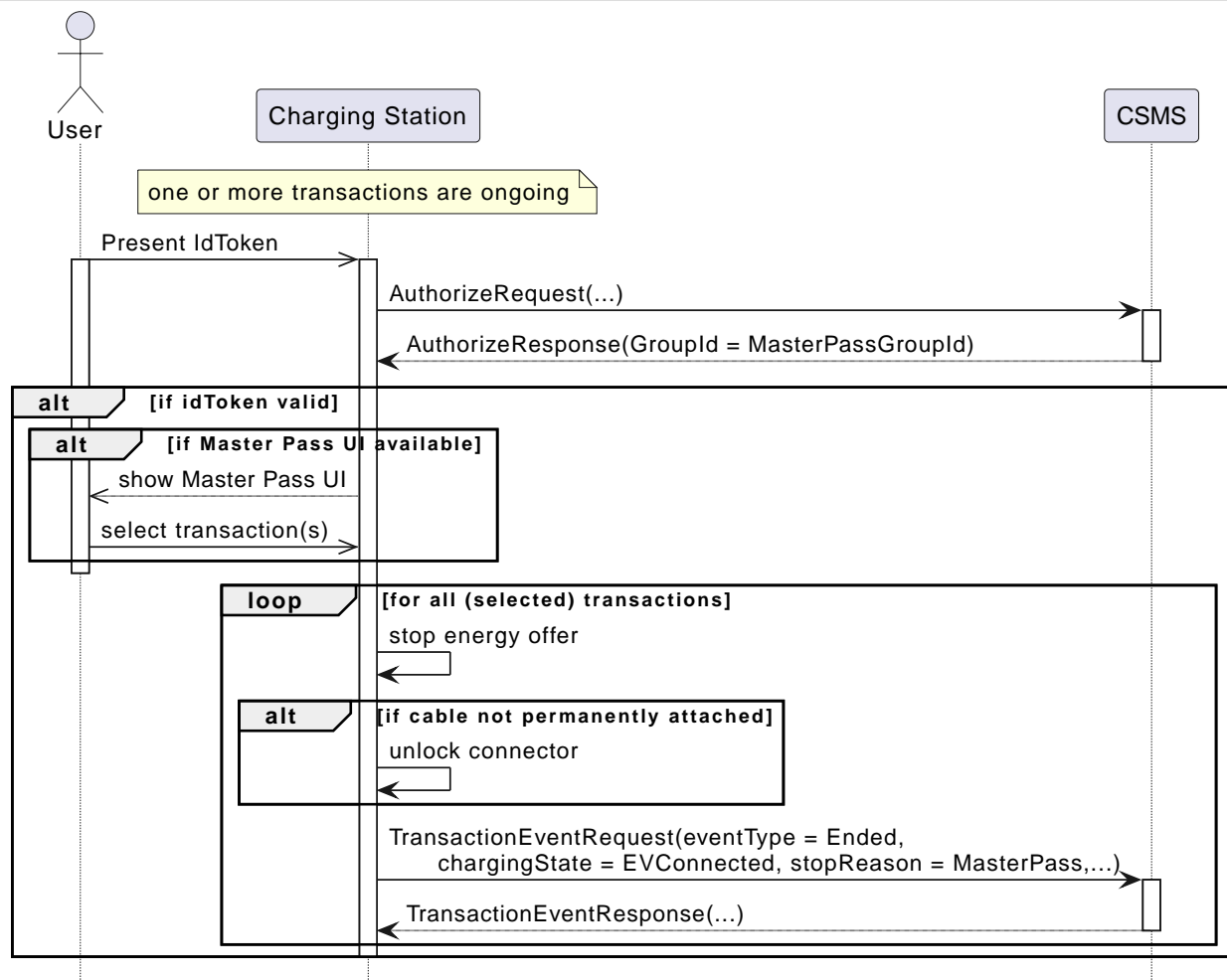


Figure 35. Sequence Diagram: Stop Transaction with a Master Pass

## C16 - Stop Transaction with a Master Pass - Requirements

Table 57. C16 - Requirements

ID	Precondition	Requirement definition
C16.FR.01	User presents an IdToken that has a groupId equal to <a href="#">MasterPassGroupId</a> AND The Charging Station has a UI with input capabilities.	The Charging Station SHALL "show" the Master Pass UI to let user select which transaction to stop.
C16.FR.02	User presents an IdToken that has a groupId equal to <a href="#">MasterPassGroupId</a> AND the Charging Station does NOT have a UI.	The Charging Station SHALL stop all ongoing transactions as described in use case E07.
C16.FR.03	IdTokens that have a groupId equal to <a href="#">MasterPassGroupId</a>	SHALL NOT be allowed to start a transaction.
C16.FR.04	IdTokens that have a groupId equal to <a href="#">MasterPassGroupId</a> present in the <a href="#">Authorization Cache</a> .	The Charging Station MAY also allow authorization of "Master Pass" tokens based on information in the <a href="#">Authorization Cache</a> .
C16.FR.05	IdTokens that have a groupId equal to <a href="#">MasterPassGroupId</a> present in the <a href="#">Local Authorization List</a> .	The Charging Station MAY also allow authorization of "Master Pass" tokens based on information in the <a href="#">Local Authorization List</a> .
C16.FR.07	C16.FR.01	Charging Station SHALL stop the transaction as described in use case E07.
C16.FR.08	C16.FR.02 OR C16.FR.07	Charging Station SHALL set <i>transactionInfo.stoppedReason</i> = <i>MasterPass</i> in TransactionEventRequest with <i>eventType</i> = <i>Ended</i> .

---

# D. Local Authorization List Management

# Chapter 1. Introduction

As explained in [C1.4 - Local Authorization List](#), the Local Authorization List is a list of identifiers that can be synchronized with the CSMS. It allows authorization of a user when offline and when online it can be used to reduce authorization response time. This Functional Block is for enabling the CSMS to synchronize the list by either sending a complete list of identifiers to replace the Local Authorization List or by sending a list of changes (add, update, delete) to apply to the Local Authorization List. The operations to support this are [GetLocalListVersion](#) and [SendLocalList](#).

The list contains the authorization status of all (or a selection of) identifiers and the corresponding expiration date. These values may be used to provide more fine grained information to users (e.g. by display message) during local authorization.

## Chapter 2. Use cases & Requirements

### D01 - Send Local Authorization List

No.	Type	Description
1	Name	Send Local Authorization List
2	ID	D01
3	Objective(s)	To enable the CSMS to send a <a href="#">Local Authorization List</a> which a Charging Station can use for the authorization of idTokens.
4	Description	The CSMS sends a <a href="#">Local Authorization List</a> which a Charging Station can use for the authorization of idTokens. The list MAY be either a full list to replace the current list in the Charging Station or it MAY be a differential list with updates to be applied to the current list in the Charging Station.
	Actors	Charging Station, CSMS
	Scenario description	<ol style="list-style-type: none"> <li>1. The CSMS sends a <a href="#">SendLocalListRequest</a> to install or update the <a href="#">Local Authorization List</a>.</li> <li>2. Upon receipt of the <a href="#">SendLocalListRequest</a> the Charging Station responds with a <a href="#">SendLocalListResponse</a> with its status.</li> </ol>
5	Prerequisite(s)	Local Authorization List is enabled with Configuration Variable <a href="#">LocalAuthListEnabled</a> .
6	Postcondition(s)	<b>Successful postcondition:</b> <ul style="list-style-type: none"> <li>- A new <a href="#">Local Authorization List</a> is installed on the Charging Station.</li> </ul> <b>Failure postcondition:</b> <ul style="list-style-type: none"> <li>- The <a href="#">Local Authorization List</a> on the Charging Station stays as it was.</li> <li>- If the status is <i>Failed</i> or <i>VersionMismatch</i>.</li> </ul>
7	Error handling	If the status is <i>Failed</i> or <i>VersionMismatch</i> and the updateType was Differential, the CSMS will transmit the full <a href="#">Local Authorization List</a> . When this list is too large for one message, it will start by sending an initial list with updateType <i>Full</i> and adding identifiers using updateType <i>Differential</i> until the list is completely sent (the amount of identifiers that can be sent in a single <a href="#">SendLocalListRequest</a> is limited as described in requirement D01.FR.11).
8	Remark(s)	n/a

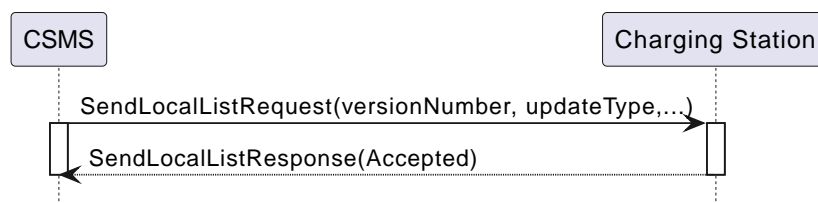


Figure 36. Sequence Diagram: Send Local Authorization List

### D01 - Send Local Authorization List - Requirements

Table 58. D01 - Requirements

ID	Precondition	Requirement definition	Note
D01.FR.01		<a href="#">SendLocalListRequest</a> SHALL contain the type of update ( <i>updateType</i> ) and a version number ( <i>versionNumber</i> ) that the Charging Station MUST associate with the <a href="#">Local Authorization List</a> after it has been updated.	
D01.FR.02		<a href="#">SendLocalListResponse</a> SHALL indicate whether the Charging Station has accepted the update of the <a href="#">Local Authorization List</a>	

ID	Precondition	Requirement definition	Note
D01.FR.03	If the <i>status</i> in <a href="#">SendLocalListResponse</a> is <i>Failed</i> or <i>VersionMismatch</i> and the <i>updateType</i> was <i>Differential</i>	It is RECOMMENDED that the CSMS sends the full <a href="#">Local Authorization List</a> .	When this list is too large for one message (see D01.FR.11), it shall start by sending an initial list with <i>updateType</i> <i>Full</i> and adding identifiers using <i>updateType</i> <i>Differential</i> until the list is completely sent.
D01.FR.04	If no <i>localAuthorizationList</i> is given and the <i>updateType</i> is <i>Full</i> .	The Charging Station SHALL remove all <i>IdTokens</i> from the list.	Note, that the version number of the list is still updated to value of <i>versionNumber</i> in the request.
D01.FR.05		Requesting a <i>Differential</i> update without or with empty <i>localAuthorizationList</i> SHALL have no effect on the list.	Note, that the version number of the list is still updated to value of <i>versionNumber</i> in the request.
D01.FR.06		All <i>IdTokens</i> in the <a href="#">Local Authorization List</a> SHALL be unique.	No duplicate values are allowed.
D01.FR.09		The Charging Station SHALL NOT modify the contents of the Authorization List by any other means than upon a the receipt of a <i>SendLocalList</i> message from the CSMS.	
D01.FR.10		The Local Authorization List SHOULD be maintained by the Charging Station in non-volatile memory, and SHOULD be persisted across reboots and power outages.	
D01.FR.11		The size of a single <a href="#">SendLocalListRequest</a> is limited by the Configuration Variables <a href="#">ItemsPerMessageSendLocalList</a> and <a href="#">BytesPerMessageSendLocalList</a> .	
D01.FR.12		A Charging Station that supports <a href="#">Local Authorization List</a> SHALL implement the Configuration Variable: <a href="#">LocalAuthListEntries</a> .	This gives the CSMS a way to know the current amount and maximum possible number of <a href="#">Local Authorization List</a> elements in a Charging Station.
D01.FR.13		The Charging Station indicates whether the <a href="#">Local Authorization List</a> is enabled. This is reported and controlled by the <a href="#">LocalAuthListEnabled</a> Configuration Variable.	
D01.FR.15	If the Charging Station receives a <a href="#">SendLocalListRequest</a> with <i>updateType</i> is <i>Full</i> AND <i>localAuthorizationList</i> is non-empty	The Charging Station SHALL replace its current Local Authorization List with the one in the <a href="#">SendLocalListRequest</a> and set the version number to the value specified in the message	Otherwise, there is no way to sync the initial Charging Station and CSMS lists. When this list is too large for one message (see D01.FR.11), it shall start by sending an initial list with <i>updateType</i> <i>Full</i> and adding identifiers using <i>updateType</i> <i>Differential</i> until the list is completely sent.
D01.FR.16	If the Charging Station receives a <a href="#">SendLocalListRequest</a> with <i>updateType</i> is <i>Differential</i> AND <i>localAuthorizationList</i> contains <i>AuthorizationData</i> elements with <i>idTokenInfo</i>	The Charging Station SHALL update its <a href="#">Local Authorization List</a> with these elements and set the version number to the value specified in the message.	Add them if not yet present, update with new information when already present in the <a href="#">Local Authorization List</a> .

ID	Precondition	Requirement definition	Note
D01.FR.17	If the Charging Station receives a <a href="#">SendLocalListRequest</a> with <i>updateType</i> is <code>Differential</code> AND <i>localAuthorizationList</i> contains <i>AuthorizationData</i> elements without <i>idTokenInfo</i>	The Charging Station SHALL remove these elements from its <a href="#">Local Authorization List</a> and set the version number to the value specified in the message.	
D01.FR.18		<i>versionNumber</i> in a <a href="#">SendLocalListRequest</a> SHALL be greater than 0.	In <a href="#">GetLocalListVersionResponse</a> the <i>versionNumber</i> = 0 has a special meaning: No Local List installed. So the value 0 should never be used.
D01.FR.19	If the Charging Station receives a <a href="#">SendLocalListRequest</a> with <i>updateType</i> = <code>Differential</code> AND <i>versionNumber</i> is less or equal to the version number of its <a href="#">Local Authorization List</a>	The Charging Station SHALL refuse to update its <a href="#">Local Authorization List</a> and SHALL return a <a href="#">SendLocalListResponse</a> with <i>status</i> set to <code>VersionMismatch</code> .	

## D02 - Get Local List Version

No.	Type	Description
1	Name	Get Local List Version
2	ID	D02
	Parent use case	<a href="#">D01 - Send Local Authorization List</a>
3	Objective(s)	To support synchronization of <a href="#">Local Authorization List</a> .
4	Description	The CSMS can request a Charging Station for the version number of the <a href="#">Local Authorization List</a> by sending a <a href="#">GetLocalListVersionRequest</a> .
	Actors	Charging Station, CSMS
	Scenario description	<ol style="list-style-type: none"> <li>1. The CSMS sends a <a href="#">GetLocalListVersionRequest</a> to request this value.</li> <li>2. Upon receipt of the <a href="#">GetLocalListVersionRequest</a> Charging Station responds with a <a href="#">GetLocalListVersionResponse</a> containing the version number of its <a href="#">Local Authorization List</a>.</li> </ol>
5	Prerequisite(s)	
6	Postcondition(s)	The CSMS received the <a href="#">GetLocalListVersionResponse</a> with the <a href="#">Local Authorization List</a> version.
7	Error handling	n/a
8	Remark(s)	<p>A <i>versionNumber</i> of 0 (zero) is reserved to indicate that no local authorization list exists, either because it is not enabled or because it has not yet received any update from CSMS and thus does not have a version number to return.</p> <p>In contrast, a local authorization list that was emptied, because CSMS sent a <a href="#">SendLocalListRequest</a> with an empty <i>localAuthorizationList</i>, does have a <i>versionNumber</i> &gt; 0.</p>

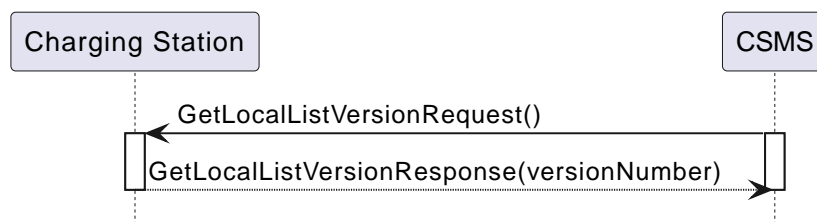


Figure 37. Sequence Diagram: Get Local List Version

## D02 - Get Local List Version - Requirements

Table 59. D02 - Requirements

ID	Precondition	Requirement definition
D02.FR.01	<code>LocalAuthListEnabled</code> is <i>true</i>	When Charging Station receives <a href="#">GetLocalListVersionRequest</a> then Charging Station SHALL respond with a <a href="#">GetLocalListVersionResponse</a> containing the version number of its <a href="#">Local Authorization List</a> .
D02.FR.02	<code>LocalAuthListEnabled</code> is <i>true</i> AND the CSMS has not yet sent any update to the Charging Station for <a href="#">Local Authorization List</a> (via <a href="#">SendLocalListRequest</a> )	When Charging Station receives <a href="#">GetLocalListVersionRequest</a> then Charging Station SHALL respond with a <a href="#">GetLocalListVersionResponse</a> with <i>versionNumber</i> is 0 (zero) to indicate that there is no <a href="#">Local Authorization List</a> .
D02.FR.03	<code>LocalAuthListEnabled</code> is not <i>true</i>	When Charging Station receives <a href="#">GetLocalListVersionRequest</a> then Charging Station SHALL respond with a <a href="#">GetLocalListVersionResponse</a> with <i>versionNumber</i> is 0 (zero) to indicate that there is no <a href="#">Local Authorization List</a> .

# E. Transactions

# Chapter 1. Introduction

This Functional Block describes the OCPP Transaction related functionalities. Transactions are started/stopped on the Charging Station. Note that at most one transaction can be active on an EVSE at any point in time.

## 1.1. Flexible transaction start/stop

To support as many business cases as possible, and to prevent sending too many messages when not needed for certain business cases, OCPP 2.0.1 supports flexible configuration of the start and stop of a transaction.

For this the following Configuration Variables are defined:

- TxStartPoint
- TxStopPoint

These 2 Configuration Variables make it possible to define when a transaction should start: [TransactionEventRequest](#) (eventType = Started) and when a transaction should stop: [TransactionEventRequest](#) (eventType = Ended)

With the introduction in OCPP 2.0.1 of flexible start/stop points of a transaction, it is important to provide a definition of a transaction.

A transaction is the portion of a charging session that is recorded by CSMS. It is a single time frame with a start and stop time. This information can be used by the operator for billing.

It is up to the Charging Station Operator to define the values for TxStartPoint and TxStopPoint (unless these are preset as read-only values in the charging station), but not all combinations make sense.

The following three variants are most common:

- If connection time is billed, then start and stop points should be EVConnected.
- If time of use is billed, then the start points should be EVConnected, Authorized and the stop point EVConnected. (Such that upon authorization first, the charger is already seen as 'in use').
- If charging time is billed, then start and stop points should be PowerPathClosed. (This starts as soon as charger is ready to provide power and stops when authorization is revoked or vehicle disconnected.) Pauses in between (i.e. SuspendedEV(SE)) do not end the transaction. Billing on the amount of energy or power can be done based on the meter values that are collected during the transaction.

### WARNING

Certain combinations of start and stop points can lead to a situation where a started transaction is never stopped. For example: when the start point is ParkingBayOccupancy and the stop point is EVConnected, then a transaction starts when an EV occupies the parking bay, but when the user never connects the EV, but simply drives away, then the transaction will remain open, because ParkingBayOccupancy is not configured as a stop point.

### 1.1.1. Readonly or Read/Write

OCPP 2.0.1 supports 2 options for the transaction start/stop Configuration Variables. They can either be: RW (read-write) or R (read-only).

When a Charging Station supports RW, the CSO can configure the settings. To support all possible settings, the software in the Charging Station has to be more flexible.

With only R, the settings are fixed in firmware, the CSO can read the settings to learn how a Charging Station will behave, but cannot configure it. This makes for a simpler implementation. When the needs of the target market are well known there might be no need to implement the flexible model.

### 1.1.2. OCPP 1.6 Transaction compatibility

If transactions similar to OCPP 1.6 are wanted, this section describes how the transaction start and stop point should be configured.

In OCPP 1.x the moment a Charging Station should send `StartTransaction.req` was not defined very precise, generally this was done when the Charging Station was ready to deliver energy: cable is connected and user is authorized.

To support similar transaction start behaviour, the value: `PowerPathClosed` is to be used.

Table 60. The settings for an OCPP 1.6 compatible transaction

Configuration Variable	Values
<code>TxStartPoint</code>	<code>PowerPathClosed</code>
<code>TxStopPoint</code>	<code>EVConnected</code> , <code>Authorized</code>

## 1.2. TransactionId generation

New in OCPP 2.0.1: Transaction IDs are now generated by the Charging Station.

In OCPP 1.x this was done by the CSMS. This had some drawbacks. When a Charging Station was offline it had a transaction which did not have a `transactionId`.

The `TransactionId` generated by a Charging Station has to be unique for this Charging Station. During the lifetime of a Charging Station it should never use the same `TransactionId` twice. Also when the Charging Station is rebooted, power cycled, firmware updated, repaired etc.

OCPP does not specify an algorithm to use, but it is RECOMMENDED to use UUIDs.

## 1.3. Delivering transaction-related messages

The primary purpose of `TransactionEventRequest` messages is to give the CSMS the information that it will later use to bill the transaction. To be sure that the CSMS receives all the necessary information for billing a transaction, OCPP uses two mechanisms: *retrying* and *sequence numbers*.

### 1.3.1. Retrying

The Charging Station sends `TransactionEventRequest` messages to the CSMS System as soon as possible after the events they report on have occurred.

If the Charging Station is offline, or if an error occurs processing the message in transport, the CSMS will be missing billing information. In order to repair the missing information in the CSMS, the Charging Station should retry to deliver this information. When the Charging Station fails to receive a `TransactionEventResponse` for a `TransactionEventRequest` message within the *message timeout period*, the Charging Station should follow the retry procedure described in use case [E13 - Transaction-related message not accepted by CSMS](#).

### 1.3.2. Sequence numbers

When delivery of `TransactionEventRequest` messages fails and will be retried later, the result is that `TransactionEventRequest` messages may arrive in the CSMS in a different order from the one in which the transaction events occurred at the Charging Station. This in turn would make it difficult for the CSMS to know if it received all `TransactionEventRequest` messages about a transaction, which the CSMS may want to know before it starts billing the transaction.

In order to make it possible to know that all `TransactionEventRequest` messages about a transaction were received, OCPP uses *sequence numbers* in `TransactionEventRequest` messages. For every EVSE, the Charging Station maintains a counter of the number of `TransactionEventRequest` messages generated about that EVSE. When generating a new `TransactionEventRequest` message, the Charging Station includes the current value of the EVSE's counter in the `seqNo` field of the request, and then increments the counter. With this mechanism, a CSMS can check if it has full information about a transaction by checking that:

- It received a `TransactionEventRequest` about the start of the transaction, with a `seqNo` *a*
- It received a `TransactionEventRequest` about the stop of the transaction, with a `seqNo` *o* greater than *a*.
- It received a `TransactionEventRequest` about the transaction with `seqNo` *n* for every integer *n* between *a* and *o*

#### 1.3.2.1. Sequence number generation

*This section is normative.*

When a transaction starts, the Charging Station SHOULD set the *seqNo* field for the [TransactionEventRequest](#) message to 0. (Implementations with a continuously increasing *seqNo* are still allowed.)

After each [TransactionEventRequest](#) Charging Station SHALL increase the *seqNo* by 1.

## 1.4. Authorization

To simplify the use cases in this functional block, the way an EV Driver is authorized is not part of these use cases. It will simply be called something like: "User authorization successful" or "The EV Driver is authorized by the Charging Station and/or CSMS.". This may be any way of authorizing an EV Driver. See functional block: [C Authorization](#) for all the options and requirements for authorization.

## 1.5. Clarification for optional fields in TransactionEventRequest

*This section is informative.*

The TransactionEventRequest contains several optional fields. Some of these fields should only be sent once and should not be repeated in every TransactionEventRequest. The following summary points to the requirements related to these optional fields.

### **evse**

(E01.FR.16) The field *evse* is only provided in the first TransactionEventRequest that occurs after the EV has connected. It is not repeated in all future TransactionEventRequests.

### **idToken**

(E03.FR.01) The field *idToken* is provided once in the first TransactionEventRequest that occurs after the transaction has been authorized.

(E07.FR.02) The field *idToken* is provided once in the TransactionEventRequest that occurs when the authorization of the transaction has been ended.

(C12.FR.02) The above is also the case when authorization was granted because the *idToken* is present in the authorization cache with a *Accepted* status.

(F02.FR.05): The above is also the case when the *idToken* is provided by a RequestStartTransactionRequest.

### **reservationId**

(E03.FR.03/H01.FR.15) The field *reservationId* is only provided in the first TransactionEventRequest that occurs when the transaction has been authorized by the *idToken* for which a reservation existed in the charging station.

(F02.FR.06) The above is also the case when the *idToken* is provided by a RequestStartTransactionRequest.

### **meterValue**

(E02.FR.09) The TransactionEventRequest(*eventType*=*Started*) must contain the meter values that have been configured in *SampledDataCtrlr.TxStartedMeasurands*.

(E02.FR.10) A TransactionEventRequest(*eventType*=*Updated*) must be sent at every interval configured in *SampledDataCtrlr.TxUpdatedInterval* and contain the meter values that have been configured in *SampledDataCtrlr.TxUpdatedMeasurands*. If *TxUpdatedInterval* == 0, then no meter values are sent.

(E06.FR.11) The TransactionEventRequest(*eventType*=*Ended*) must contain the meter values that have been configured in *SampledDataCtrlr.TxEndedMeasurands*. If *SampledDataCtrlr.TxEndedInterval* == 0, then only the values taken at start and end of the transaction are included.

### **transactionInfo.chargingState**

(E02.FR.13) Whenever the charging state changes, the Charging Station must send a TransactionEventRequest containing *chargingState*. This implies that a TransactionEventRequest(*eventType* = *Started*) always has a *chargingState*, because the state goes from non-existent to a value.

If the change of charging state is the only event, then TransactionEventRequest has a *triggerReason* = *ChargingStateChanged*, but if a change in charging state occurs together with other events, such as those represented by *triggerReason* *CablePluggedIn* or *(Stop)Authorized*, for example, then *chargingState* can simply be reported as part of that message.

A TransactionEventRequest with *triggerReason* = *ChargingStateChanged* must contain *chargingState*.

### **transactionInfo.stoppedReason**

(B12.FR.04, B12.FR.08) *stoppedReason ImmediateReset* is sent when transaction ended as result of a reset.

(C15.FR.04, C16.FR.08) *stoppedReason DeAuthorized* or *MasterPass*

(E03.FR.05, E05.FR.10, E06.FR.08/09, E07.FR.04/05/06, E15.FR.04, E17.FR.21/22, E18.FR.25) The *stoppedReason* must be provided in the TransactionEventRequest(*eventType*=*Ended*), unless the value is *Local*, in which case it may be omitted.

---

(F02.FR.07, F03.FR.03, F04.FR.03) The above also applies to transactions that are stopped by a `RequestStopTransactionRequest`, however in this case the *stoppedReason* value must be `Remote`.  
(K18.FR.23, K19.FR.16, Q01.FR.05) *stoppedReason* `ReqEnergyTransferRejected` is sent when transaction is ended, because requested energy transfer type is not granted.

***transactionInfo.remoteStartId***

(C05.FR.03, F01.FR.25, F02.FR.01) The *remoteStartId* must be sent in the next `TransactionEventRequest` after the `RequestStartTransactionRequest` with the same *remoteStartId*.

## Chapter 2. Use cases & Requirements

### 2.1. OCPP transaction mechanism

#### E01 - Start Transaction options

No.	Type	Description
1	Name	Start Transaction options
2	ID	E01
3	Objective(s)	To inform the CSMS that a transaction at the Charging Station has started.
4	Description	This use case describes the different moments a Charging Station can start a transaction (send <a href="#">TransactionEventRequest</a> with <code>eventType = Started</code> ), depending on the configuration of the Charging Station.
5	Actors	Charging Station, CSMS, EV Driver
S1	Scenario objective	<b>To start a transaction when a parking bay occupancy detector detects an "EV".</b>
	Scenario description	<ol style="list-style-type: none"> <li>1. The EV Driver parks his "EV" at a Charging Station with a parking bay occupancy detector, which triggers the detector.</li> <li>2. The Charging Station sends a <a href="#">TransactionEventRequest</a> (<code>eventType = Started</code>) notifying the CSMS about a transaction that has started (even when the driver is not yet known).</li> <li>3. The CSMS responds with a <a href="#">TransactionEventResponse</a>, confirming that the <a href="#">TransactionEventRequest</a> was received.</li> </ol>
	Prerequisite(s)	No transaction is ongoing on the EVSE. Configuration Variable: <code>TxStartPoint</code> contains: <a href="#">ParkingBayOccupancy</a>
	Postcondition(s)	<b>Successful postcondition:</b> The transaction is ongoing and the CSMS is <i>Successfully</i> informed.  <b>Failure postcondition:</b> The transaction is <i>not</i> ongoing, or The CSMS is <i>not</i> informed.

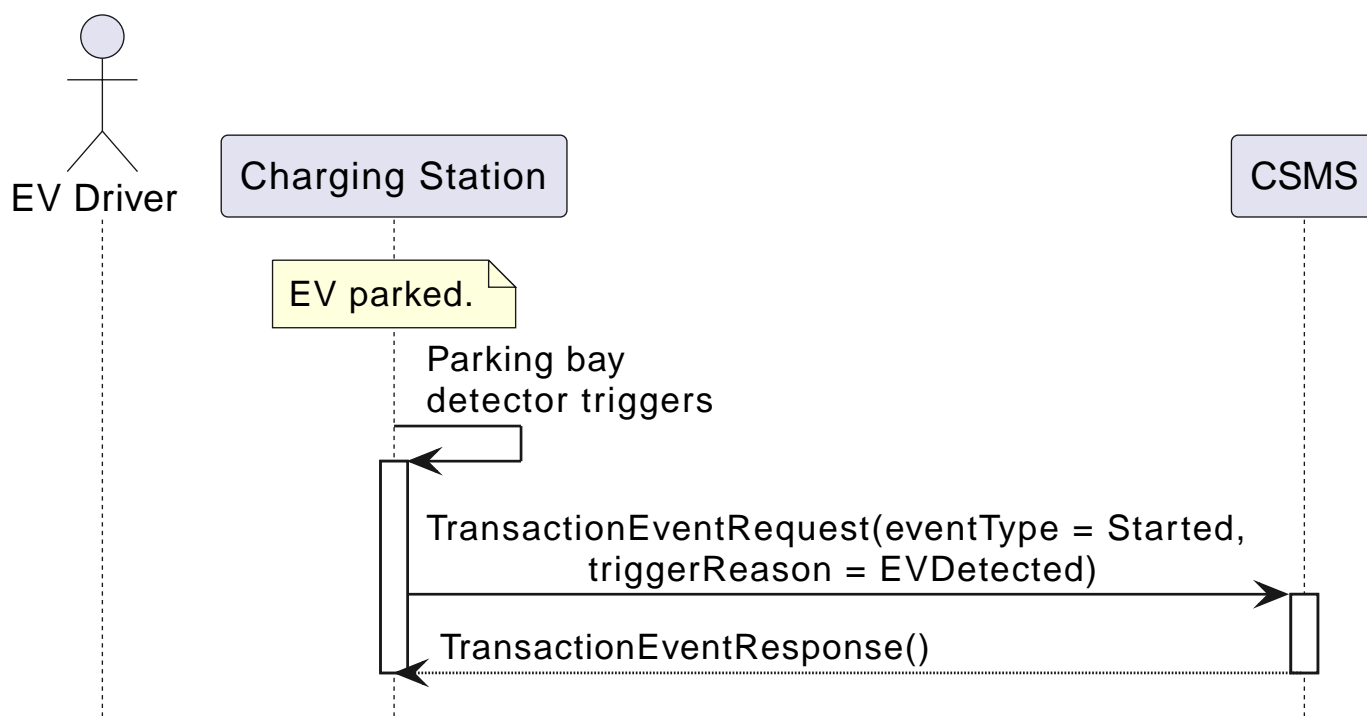


Figure 38. Sequence Diagram: Start Transaction options - ParkingBayOccupancy

<b>S2</b>	<i>Scenario objective</i>	<b>To start a transaction when communication is set up between the Charging Station and an EV (for example: cable plugged in correctly on both sides)</b>
	<i>Scenario description</i>	<ol style="list-style-type: none"> <li>1. The Charging Station sets up a connection with the EV.</li> <li>2. The Charging Station sends a <a href="#">TransactionEventRequest</a> (<code>eventType = Started</code>) notifying the CSMS about a transaction that has started (even when the driver is not yet known).</li> <li>3. The CSMS responds with a <a href="#">TransactionEventResponse</a>, confirming that the <a href="#">TransactionEventRequest</a> was received.</li> </ol>
	<b>Prerequisite(s)</b>	No transaction is ongoing on the EVSE. Configuration Variable: <code>TxStartPoint</code> : <a href="#">EVConnected</a>
	<b>Postcondition(s)</b>	<p><b>Successful postcondition:</b> The transaction is ongoing and the CSMS is <i>Successfully</i> informed.</p> <p><b>Failure postcondition:</b> The transaction is <i>not</i> ongoing, or The CSMS is <i>not</i> informed.</p>

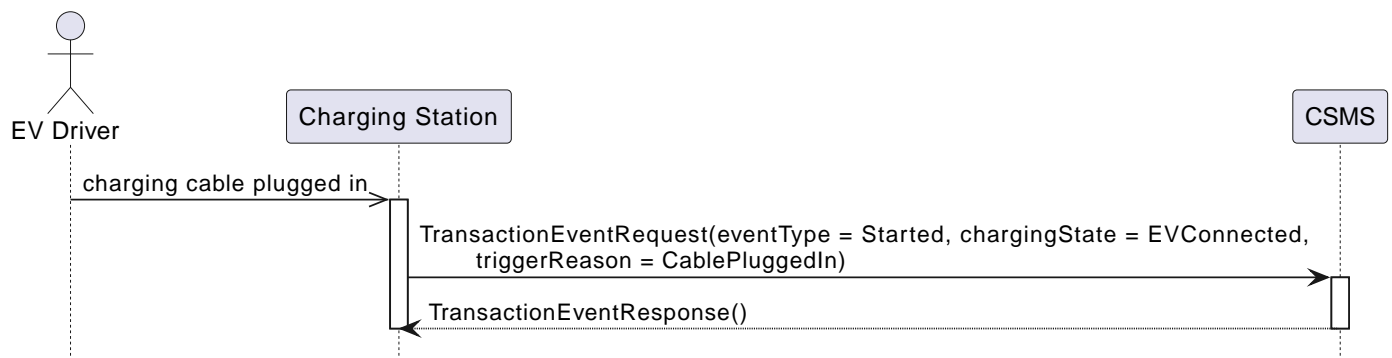


Figure 39. Sequence Diagram: Start Transaction options - EVConnected

<b>S3</b>	<i>Scenario objective</i>	<b>To start a transaction when the EV Driver is authorised to charge.</b>
	<i>Scenario description</i>	<ol style="list-style-type: none"> <li>1. The EV Driver provides his identification</li> <li>2. The Charging Station validates the provided identification (for example via the Authorization Cache or an <code>AuthorizeRequest</code>).</li> <li>3. The Charging Station sends a <a href="#">TransactionEventRequest</a> (<code>eventType = Started</code>) notifying the CSMS about a transaction that has started.</li> <li>4. The CSMS responds with a <a href="#">TransactionEventResponse</a>, confirming that the <a href="#">TransactionEventRequest</a> was received.</li> </ol>
	<b>Prerequisite(s)</b>	No transaction is ongoing on the EVSE. Configuration Variable: <code>TxStartPoint</code> : <a href="#">Authorized</a> .
	<b>Postcondition(s)</b>	<p><b>Successful postcondition:</b> The transaction is ongoing and the CSMS is <i>Successfully</i> informed.</p> <p><b>Failure postcondition:</b> The transaction is <i>not</i> ongoing, or The CSMS is <i>not</i> informed.</p>

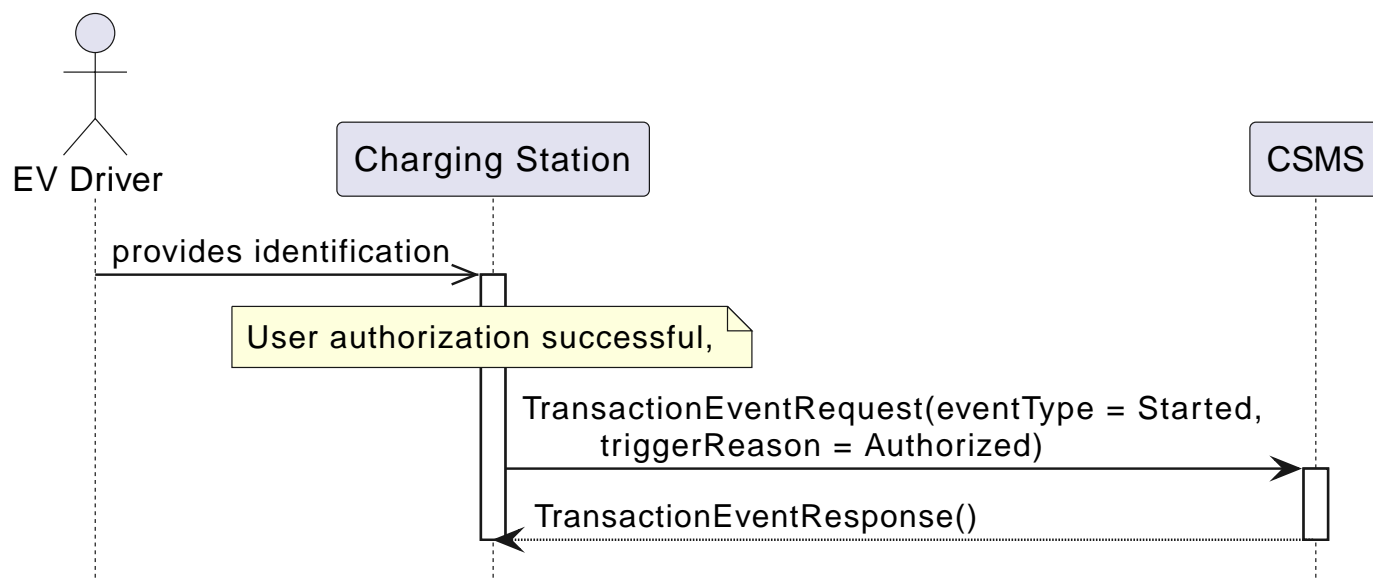


Figure 40. Sequence Diagram: Start Transaction options - Authorized

<b>S4</b>	Scenario objective	<b>To start a transaction when the meter has provided the first signed meter values before starting with charging.</b>
	Scenario description	<ol style="list-style-type: none"> <li>1. The EV Driver plugs in the cable at the Charging Station and the EV.</li> <li>2. The Charging Station request the Meter for a signed value.</li> <li>3. The Meter provides a signed value (this might take some time).</li> <li>4. The Charging Station sends a <a href="#">TransactionEventRequest</a> (<a href="#">eventType = Started</a>) notifying the CSMS about a transaction that has started.</li> <li>5. The CSMS responds with a <a href="#">TransactionEventResponse</a>, confirming that the <a href="#">TransactionEventRequest</a> was received.</li> </ol>
	Prerequisite(s)	No transaction is ongoing on the EVSE. Configuration Variable: <a href="#">TxStartPoint: DataSigned</a> . The Charging Station has a meter that can sign measured values Configuration Variable: <a href="#">SampledDataSignReadings</a> set to <i>true</i> .
	Postcondition(s)	<b>Successful postcondition:</b> The transaction is ongoing and the CSMS is <i>Successfully</i> informed.  <b>Failure postcondition:</b> The transaction is <i>not</i> ongoing, or The CSMS is <i>not</i> informed.

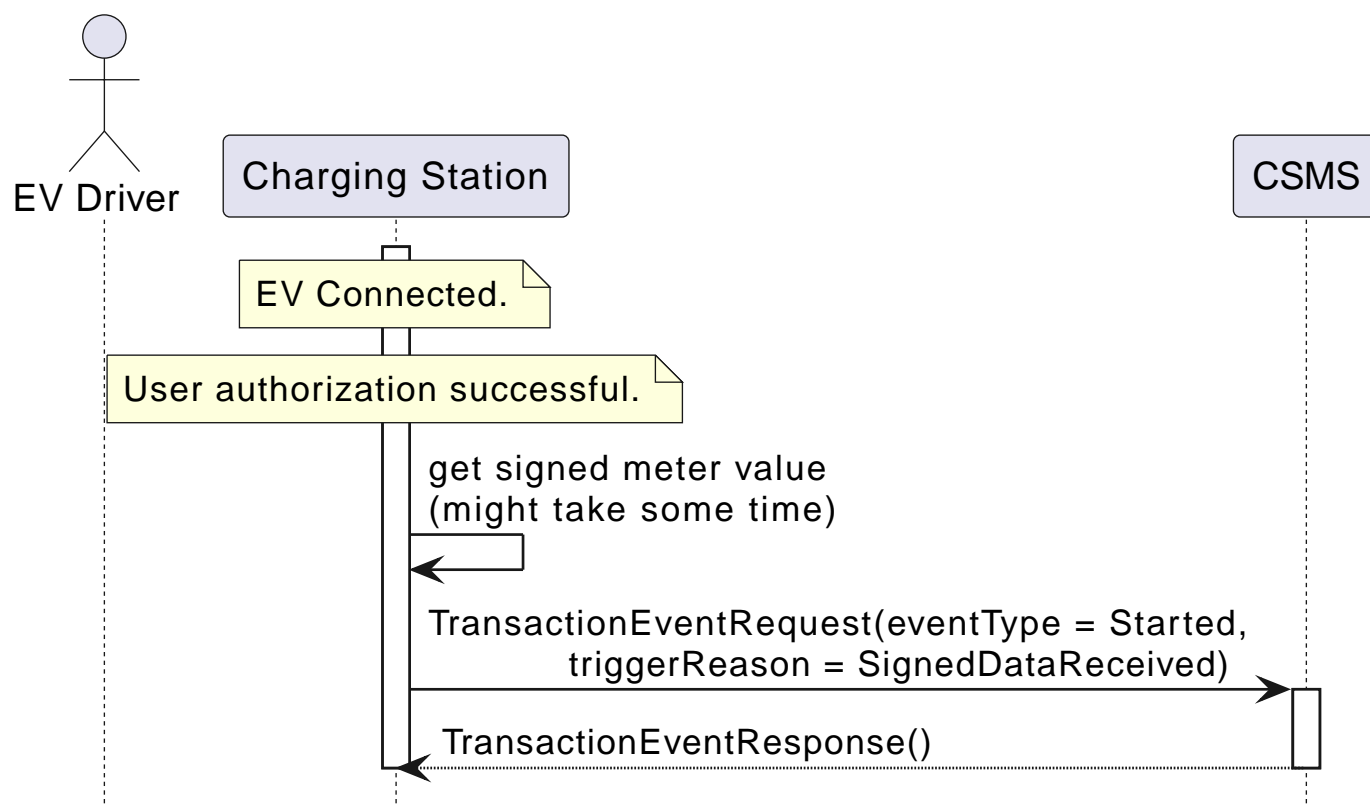


Figure 41. Sequence Diagram: Start Transaction options - DataSigned

S5	Scenario objective	To start a transaction when all preconditions have been met to start charging (authorized and connected), but energy does not yet have to be transferred.
	Scenario description	<ol style="list-style-type: none"> <li>1. The EV Driver is authorized by the Charging Station and/or CSMS.</li> <li>2. The Charging Station is connected to the EV.</li> <li>3. The Charging Station sends a <code>TransactionEventRequest</code> (<code>eventType = Started</code>) notifying the CSMS about a transaction that has started.</li> <li>4. The CSMS responds with a <code>TransactionEventResponse</code>, confirming that the <code>TransactionEventRequest</code> was received.</li> </ol>
	Prerequisite(s)	No transaction is ongoing on the EVSE. Configuration Variable: <code>TxStartPoint: PowerPathClosed</code> . Charging Cable plugged in.
	Postcondition(s)	<b>Successful postcondition:</b> The transaction is ongoing and the CSMS is <i>Successfully</i> informed.  <b>Failure postcondition:</b> The transaction is <i>not</i> ongoing, or The CSMS is <i>not</i> informed.

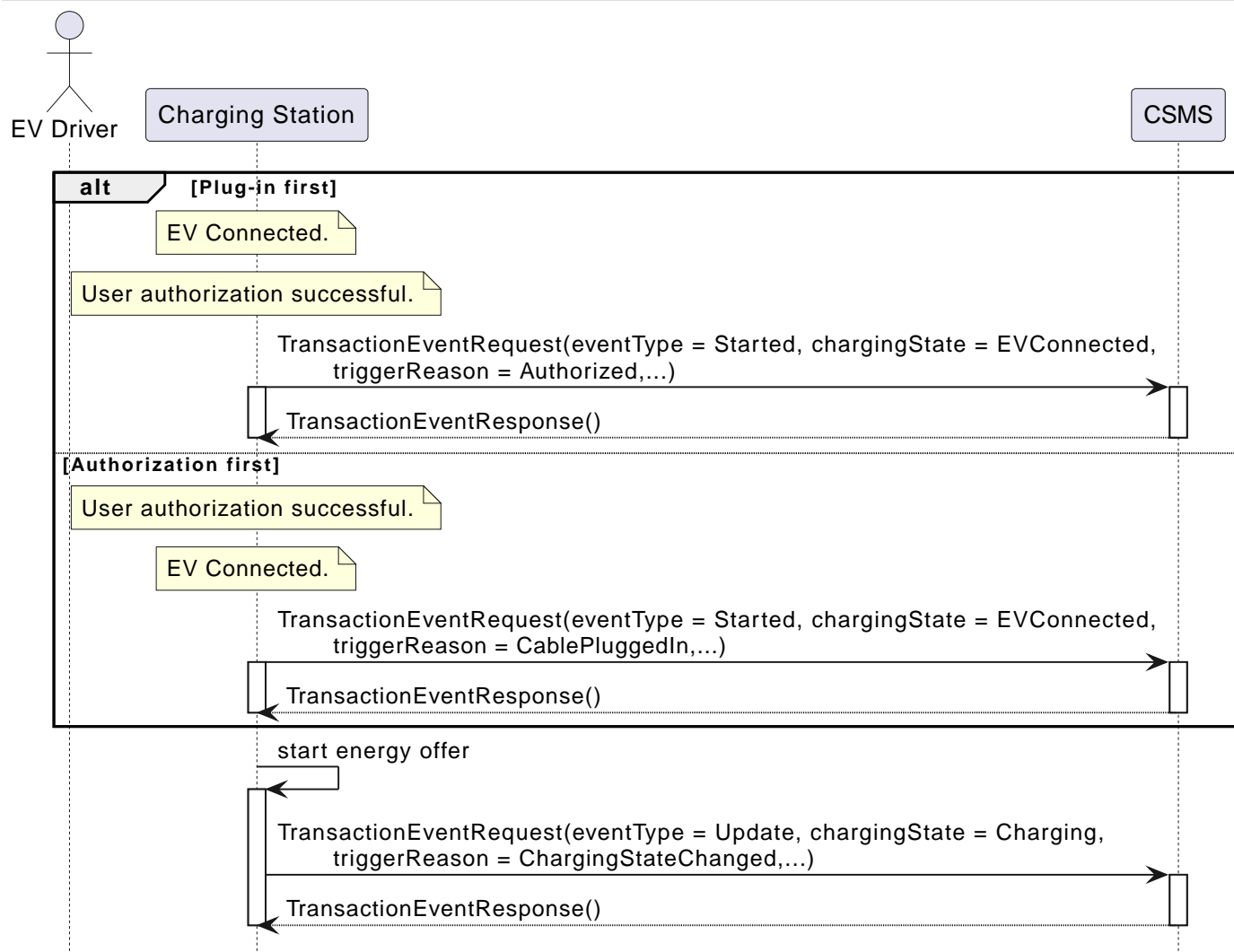


Figure 42. Sequence Diagram: Start Transaction options - PowerPathClosed

S6	Scenario objective	To start a transaction when the energy flow starts.
	Scenario description	<ol style="list-style-type: none"> <li>1. The EV Driver is authorized by the Charging Station and/or CSMS.</li> <li>2. The Charging Station closes the power relay.</li> <li>3. The EV starts charging, energy flow starts.</li> <li>4. The Charging Station sends a <a href="#">TransactionEventRequest</a> (<code>eventType = Started</code>) notifying the CSMS about a transaction that has started.</li> <li>5. The CSMS responds with a <a href="#">TransactionEventResponse</a>, confirming that the <a href="#">TransactionEventRequest</a> was received.</li> </ol>
	Prerequisite(s)	Configuration Variable: <a href="#">TxStartPoint</a> : <a href="#">EnergyTransfer</a> .
	Postcondition(s)	<p><b>Successful postcondition:</b> The transaction is ongoing and the CSMS is <i>Successfully</i> informed.</p> <p><b>Failure postcondition:</b> The transaction is <i>not</i> ongoing, or The CSMS is <i>not</i> informed.</p>

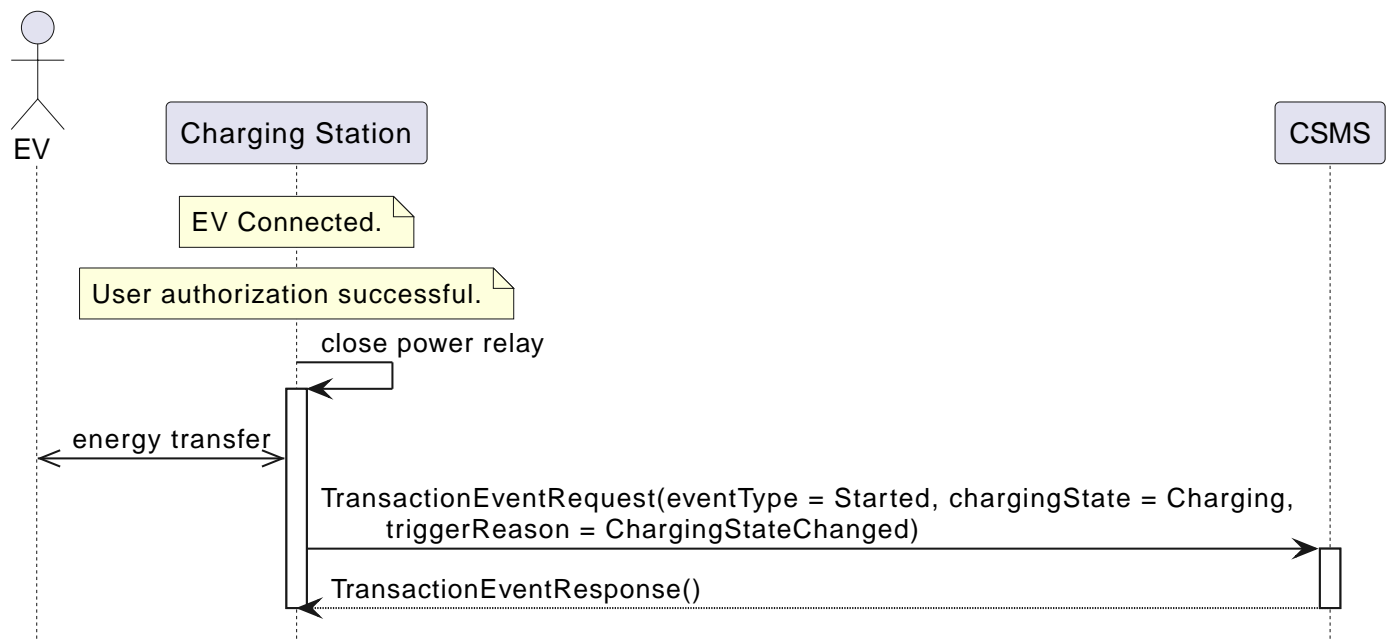


Figure 43. Sequence Diagram: Start Transaction options - EnergyTransfer

7	Error handling	n/a
8	Remark(s)	n/a

## E01 - Start Transaction options - Requirements

Table 61. E01 - Requirements

ID	Precondition	Requirement definition
E01.FR.01	<a href="#">TxStartPoint</a> contains: <a href="#">ParkingBayOccupancy</a> AND Parking Bay Detector detects an "EV" AND No transaction has started yet	The Charging Station SHALL start a transaction and send a <a href="#">TransactionEventRequest</a> ( <a href="#">eventType = Started</a> ) to the CSMS.
E01.FR.02	<a href="#">TxStartPoint</a> contains: <a href="#">EVConnected</a> AND The Charging Station has a connection with the EV AND No transaction has started yet on this EVSE	The Charging Station SHALL start a transaction and send a <a href="#">TransactionEventRequest</a> ( <a href="#">eventType = Started</a> ) to the CSMS.
E01.FR.03	<a href="#">TxStartPoint</a> contains: <a href="#">Authorized</a> AND The EV Driver is authorized AND No transaction has started yet	The Charging Station SHALL start a transaction and send a <a href="#">TransactionEventRequest</a> ( <a href="#">eventType = Started</a> ) to the CSMS.

ID	Precondition	Requirement definition
E01.FR.04	<p><code>TxStartPoint</code> contains: <code>DataSigned</code>  AND  The Charging Station has a meter that can sign measured values  AND  Configuration Variable: <code>SampledDataSignReadings</code> set to <code>true</code>.  AND  The Charging Station has retrieved a signed meter value  AND  No transaction has started yet</p>	The Charging Station SHALL start a transaction and send a <code>TransactionEventRequest</code> ( <code>eventType = Started</code> ) to the CSMS.
E01.FR.05	<p><code>TxStartPoint</code> contains:  <code>PowerPathClosed</code>  AND  The EV Driver is authorized AND  The Charging Station has connection with the EV  AND  No transaction has started yet on this EVSE</p>	The Charging Station SHALL start a transaction and send a <code>TransactionEventRequest</code> ( <code>eventType = Started</code> ) to the CSMS.
E01.FR.06	<p><code>TxStartPoint</code> contains: <code>EnergyTransfer</code>  AND  Energy flow starts  AND  No transaction has started yet on this EVSE</p>	The Charging Station SHALL start a transaction and send a <code>TransactionEventRequest</code> ( <code>eventType = Started</code> ) to the CSMS.
E01.FR.07	When a <code>TransactionEventRequest</code> has to be created	The Charging Station SHALL set the message's <b>seqNo</b> field as specified in <a href="#">Sequence Number Generation</a> .
E01.FR.08		The transactionId generated by the Charging Station MUST be unique for each transaction started by that Charging Station, even when the Charging Station is rebooted, repaired, firmware is updated etc, it SHALL ensure that it never generates the same TransactionId twice.
E01.FR.09	When configured to send meter data in the <code>TransactionEventRequest</code> ( <code>eventType = Started</code> ), See: <a href="#">Meter Values - Configuration</a> AND EVSE is known at start of transaction	The Charging Station SHALL add the configured measurands to the optional meterValue field with <code>context = Transaction.Begin</code> in the <code>TransactionEventRequest</code> ( <code>eventType = Started</code> ) sent to the CSMS to provide more details during the transaction.
E01.FR.10	After the EV Driver is authorized for this transaction	The Charging Station SHALL send a <code>TransactionEventRequest</code> that contains <code>IdTokenType</code> information.
E01.FR.11	E01.FR.10	The CSMS SHALL verify the validity of the identifier in <code>TransactionEventRequest</code> .
E01.FR.12	E01.FR.11	The CSMS SHALL send a <code>TransactionEventResponse</code> that includes in <code>idTokenInfo</code> an authorization status value and the <code>groupIdToken</code> if one exists for the <code>idToken</code> .
E01.FR.13	This transaction ends a reservation	The next <code>TransactionEventRequest</code> SHALL contain the reservationId.
E01.FR.14	After <code>TransactionEventRequest</code> ( <code>eventType = Started</code> ) has been sent for a specific EVSE and Connector	The Charging Station SHALL NOT start another transaction on a different Connector of the same EVSE until this transaction has ended.
E01.FR.15	When sending a <code>TransactionEventRequest</code>	The Charging Station SHALL set the <code>triggerReason</code> to inform the CSMS about what triggered the event. What reason to use is described in the description of <code>TriggerReasonEnumType</code> .
E01.FR.16	After the EV is connected with the Charging Station.	The next <code>TransactionEventRequest</code> SHALL contain <code>evse.id</code> AND <code>evse.connectorId</code> .

ID	Precondition	Requirement definition
E01.FR.17	When configured to send meter data in the <a href="#">TransactionEventRequest</a> ( <a href="#">eventType = Started</a> ), See: <a href="#">Meter Values - Configuration</a> AND EVSE is not known at start of transaction	The Charging Station SHALL add the measurands for <i>eventType = Started</i> to the optional meterValue field with <i>context = Transaction.Begin</i> in the <a href="#">TransactionEventRequest(eventType = Updated)</a> that occurs when charging starts.
E01.FR.18	If the charging state changes	The Charging Station SHALL send a <a href="#">TransactionEventRequest</a> including the <i>chargingState</i> element.
E01.FR.19	When EV temporarily suspends the energy transfer	The Charging Station SHOULD send a <a href="#">TransactionEventRequest</a> with <i>chargingState = SuspendedEV</i>
E01.FR.20	E01.FR.19 AND The Charging Station is not able to handle temporary suspension of energy transfer	The Charging Station SHOULD send a <a href="#">TransactionEventRequest</a> with <i>chargingState = EVConnected</i> .

## E02 - Start Transaction - Cable Plugin First

No.	Type	Description
1	Name	Start Transaction - Cable Plugin First
2	ID	E02
3	Objective(s)	To inform the CSMS that a transaction at the Charging Station has started.
4	Description	The EV Driver begins the interaction with the Charging Station by plugging in the charging cable first. The CSMS is notified about this. Then, when the communication between EV and EVSE is established, the transaction is started and the CSMS is notified of this. The EV starts charging.
	Actors	Charging Station, CSMS, EV Driver
	Scenario description	<ol style="list-style-type: none"> <li>1. The EV Driver plugs in the cable at the Charging Station.</li> <li>2. The Charging Station sends a <a href="#">StatusNotificationRequest</a> to the CSMS to inform it about a Connector that became <i>Occupied</i>.</li> <li>3. The Charging Station sends a <a href="#">TransactionEventRequest</a> (<a href="#">eventType = Started</a>) notifying the CSMS about a transaction that has started (even when the driver is not yet known.)</li> <li>4. The CSMS responds with a <a href="#">TransactionEventResponse</a>, confirming that the <a href="#">TransactionEventRequest</a> was received.</li> <li>5. The EV Driver is authorized by the Charging Station and/or CSMS.</li> <li>6. The energy offer starts.</li> <li>7. The Charging Station sends a <a href="#">TransactionEventRequest</a> (<a href="#">eventType = Updated</a>) with the authorized idToken information to the CSMS to inform about the charging status and which idToken belongs to the transaction.</li> <li>8. The CSMS responds with a <a href="#">TransactionEventResponse</a> to the Charging Station with the <i>IdTokenInfo.status Accepted</i>.</li> <li>9. During the charging process, the Charging Stations continues to send <a href="#">TransactionEventRequest (Updated)</a> messages for transaction-related notifications.</li> </ol>
	Alternative scenario(s)	<a href="#">E03 - Start Transaction - IdToken First</a> <a href="#">E04 - Offline Start Transaction</a> <a href="#">E05 - Start Transaction - Id not Accepted</a>
5	Prerequisite(s)	The Charging Cable is plugged in first.
6	Postcondition(s)	<p><b>Successful postcondition:</b> The transaction is ongoing and the CSMS is <i>Successfully</i> informed.</p> <p><b>Failure postcondition:</b> The transaction is <i>not</i> ongoing. <i>or</i> The CSMS is <i>not</i> informed. <i>or</i> Start Transaction - Id not accepted.</p>
7	Error handling	Failing to respond with <a href="#">TransactionEventResponse</a> will only cause the Charging Station to try the same message again as specified in <a href="#">E12 - Transaction-related message not accepted by CSMS</a> .

No.	Type	Description
8	Remark(s)	<p>If the Charging Station has implemented an Authorization Cache, then upon receipt of <a href="#">TransactionEventResponse</a>, the Charging Station updates the cache entry.</p> <p>The scenario description and sequence diagram above are based on the Configuration Variable for start &amp; stop transaction being configured as follows: <a href="#">TxStartPoint</a>: <a href="#">EVConnected</a></p> <p>This use-case is also valid for other configurations, but then the transaction might start at another moment, which might change the sequence in which message are sent. For more details see the use cases: <a href="#">E01 - Start Transaction options</a> and <a href="#">E06 - Stop Transaction options</a>.</p>

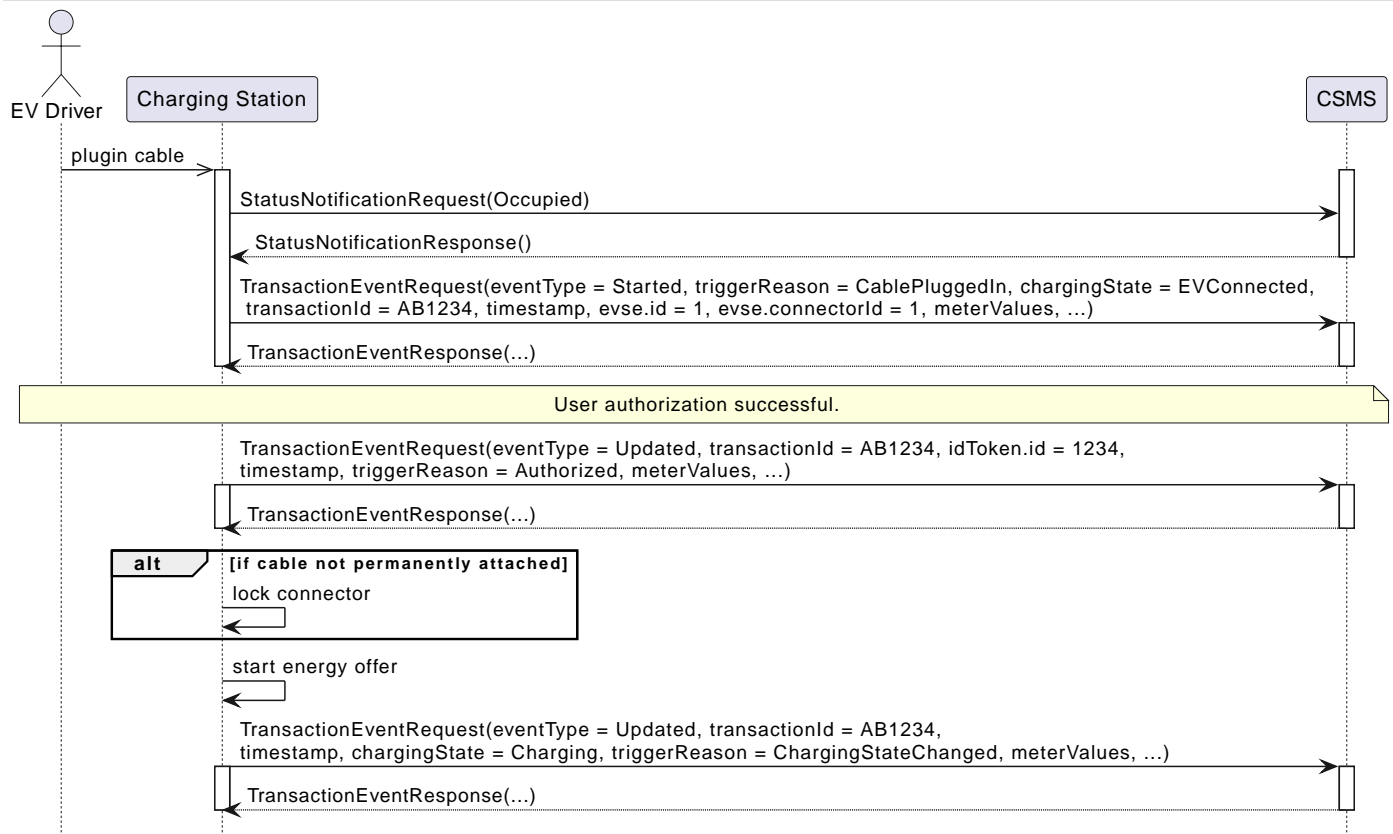


Figure 44. Sequence Diagram: Start Transaction - Cable Plugin First

## E02 - Start Transaction - Cable Plugin First - Requirements

Table 62. E02 - Requirements

ID	Precondition	Requirement definition	Note
E02.FR.01	After the EV Driver is authorized for this transaction.	The next <a href="#">TransactionEventRequest</a> SHALL contain <i>triggerReason</i> : <a href="#">Authorized</a> AND <a href="#">IdTokenType</a> information.	
E02.FR.02	E02.FR.01	The CSMS SHALL send a <a href="#">TransactionEventResponse</a> that includes an authorization status value.	
E02.FR.03	This transaction ends a reservation.	The next <a href="#">TransactionEventRequest</a> SHALL contain the reservationId.	See <a href="#">H. Reservation</a> . (Same as E01.FR.13)
E02.FR.04		The CSMS SHALL verify the validity of the identifier in <a href="#">TransactionEventRequest</a> .	Because the identifier might have been authorized locally by the Charging Station using outdated information.
E02.FR.05	When a cable is plugged in	The Charging Station SHALL send a <a href="#">StatusNotificationRequest</a> with status: <a href="#">Occupied</a>	Alternatively, a <a href="#">NotifyEventRequest</a> message for <b>component</b> ( name = 'Connector', evse.id = <x>, evse.connectorId = <y> ), <b>variable</b> ( name = 'AvailabilityState' ), and <b>actualValue</b> = 'Occupied' MAY be sent to signal that Connector <y> of EVSE <x> is now occupied.
E02.FR.06	When a cable is plugged in AND TxStartPoint contains EVConnected	The Charging Station SHALL send a <a href="#">TransactionEventRequest</a> .	

ID	Precondition	Requirement definition	Note
E02.FR.07	When a <a href="#">TransactionEventRequest</a> has to be created	The Charging Station SHALL set the message's <b>seqNo</b> field as specified in <a href="#">Sequence Number Generation</a> .	This enables the CSMS to track the completeness of transaction information. (Same as E01.FR.07)
E02.FR.08		The transactionId generated by the Charging Station MUST be unique for each transaction started by that Charging Station, even when the Charging Station is rebooted, repaired, firmware is updated etc, it SHALL ensure that it never generates the same TransactionId twice.	(Same as E01.FR.08)
E02.FR.09	When configured to send meter data in the <a href="#">TransactionEventRequest</a> ( <b>eventType = Started</b> ), See: <a href="#">Meter Values - Configuration</a> AND EVSE is known at start of transaction	The Charging Station SHALL add the configured measurands to the optional meterValue field with <b>context = Transaction.Begin</b> in the <a href="#">TransactionEventRequest(eventType = Started)</a> sent to the CSMS to provide more details during the transaction.	(Same as E01.FR.09)
E02.FR.10	When configured to send meter data in the <a href="#">TransactionEventRequest</a> ( <b>eventType = Updated</b> ), See: <a href="#">Meter Values - Configuration</a>	The Charging Station SHALL add the configured measurands to the optional meterValue field in the <a href="#">TransactionEventRequest(eventType = Updated)</a> sent to the CSMS to provide more details during the transaction.	(Same as E01.FR.11)
E02.FR.11	E02.FR.10 AND Amount of meter data is too much for 1 <a href="#">TransactionEventRequest</a> ( <b>eventType = Updated</b> )	The Charging Station MAY split meter data over multiple <a href="#">TransactionEventRequest(eventType = Updated)</a> messages with the same <i>timestamp</i> .	(Same as E01.FR.14)
E02.FR.13	If the charging state changes	The Charging Station SHALL send a <a href="#">TransactionEventRequest</a> including the <b>chargingState</b> element.	(Same as E01.FR.18)
E02.FR.14	<a href="#">SampledDataSignReadings</a> is <i>true</i>	The Charging Station SHALL retrieve signed meter values and put them in the <i>signedMeterValue</i> field of <i>sampledValues</i> .	
E02.FR.15	When sending a <a href="#">TransactionEventRequest</a>	The Charging Station SHALL set the <b>triggerReason</b> to inform the CSMS about what triggered the event. What reason to use is described in the description of <a href="#">TriggerReasonEnumType</a> .	(Same as E01.FR.15)
E02.FR.16	After a transaction has been started	The Charging Station MAY send additional <a href="#">TransactionEventRequest(eventType = Updated)</a> messages during the transaction when a <b>trigger event</b> occurs.	
E02.FR.17	When a transaction-related trigger event occurs, listed in <i>TriggerReasonEnumType</i> AND the transaction is ongoing.	The Charging Station SHALL send a <a href="#">TransactionEventRequest</a> with a <i>triggerReason</i> corresponding to the occurred event.	When two trigger reasons overlap, the more specific one should be used. For example, when a cable is plugged in, <b>triggerReason CablePluggedIn</b> should be used, not <b>ChargingStateChanged</b> . It is not forbidden to send separate <a href="#">TransactionEventRequest</a> messages for each trigger, though.
E02.FR.18	When the energy transfer starts AND If the Charging Station is able to report the number of phases used	The Charging Station SHALL provide the number of phases used, using the <i>numberOfPhasesUsed</i> field.	
E02.FR.19	E02.FR.18 AND during the transaction the number of phases used changes	The Charging Station SHALL provide the adjusted number of phases used, using the <i>numberOfPhasesUsed</i> field, in the next <a href="#">TransactionEventRequest</a> .	

ID	Precondition	Requirement definition	Note
E02.FR.20	When a transaction has not been authorized before AND the Charging Station authorizes an <i>idToken</i> to start charging	The next TransactionEventRequest from Charging Station SHALL contain the <i>idToken</i> and have <i>triggerReason</i> = <i>Authorized</i> .	If authorization is not successful, then no TransactionEventRequest is sent, because this event has no effect on the running transaction. (For authorization to stop charging, see E07).
E02.FR.21	When configured to send meter data in the TransactionEventRequest ( <i>eventType</i> = <i>Started</i> ), See: <a href="#">Meter Values - Configuration</a> AND EVSE is not known at start of transaction	The Charging Station SHALL add the measurands for <i>eventType</i> = <i>Started</i> to the optional <i>meterValue</i> field with <i>context</i> = <i>Transaction.Begin</i> in the TransactionEventRequest( <i>eventType</i> = <i>Updated</i> ) that occurs when charging starts.	(Same as E01.FR.17)

## E03 - Start Transaction - IdToken First

No.	Type	Description
1	Name	Start Transaction - IdToken First
2	ID	E03
3	Objective(s)	To enable the EV Driver to start a transaction by first presenting an IdToken at the Charging Station.
4	Description	This use case covers how the EV Driver is first authorized by presenting an IdToken before the cable is plugged in and a transaction starts.
	Actors	Charging Station, CSMS, EV Driver
	Scenario description	<ol style="list-style-type: none"> <li>1. The EV Driver is authorized by the Charging Station and/or CSMS.</li> <li>2. The Charging Station informs the CSMS that a transaction has started by sending a <a href="#">TransactionEventRequest</a> (<code>eventType = Started</code>).</li> <li>3. The EV Driver plugs in the Charging Cable at the Charging Station.</li> <li>4. The Charging Station sends <a href="#">StatusNotificationRequest</a> to, and receives <a href="#">StatusNotificationResponse</a> from the CSMS.</li> <li>5. The Charging Station informs the CSMS that the EV started charging by sending a <a href="#">TransactionEventRequest</a> (<code>eventType = Updated</code>, <code>chargingState = Charging</code>).</li> <li>6. The CSMS responds with <a href="#">TransactionEventResponse</a>, accepting the transaction.</li> </ol>
5	Prerequisite(s)	IdToken is presented prior to plugin cable.
6	Postcondition(s)	<p><b>Successful postcondition:</b> A transaction is started and the <a href="#">ChargingState</a> is <i>Charging</i></p> <p><b>Failure postcondition:</b> No transaction is started</p>
7	Error handling	n/a
8	Remark(s)	<p>It is likely that the CSMS applies sanity checks to the data contained in <a href="#">TransactionEventRequest</a> messages it received. The outcome of such sanity checks SHALL NOT ever cause the CSMS to not respond with a <a href="#">TransactionEventResponse</a>. Failing to do so will only cause the Charging Station to try the same message again as specified in <a href="#">E12 - Transaction-related message not accepted by CSMS</a>.</p> <p>The scenario description and sequence diagram above are based on the Configuration Variable for start transaction being configured as follows: <a href="#">TxStartPoint: Authorized</a></p> <p>This use-case is also valid for other configurations, but then the transaction might start/stop at another moment, which might change the sequence in which message are sent. For more details see the use cases: <a href="#">E01 - Start Transaction options</a>.</p>

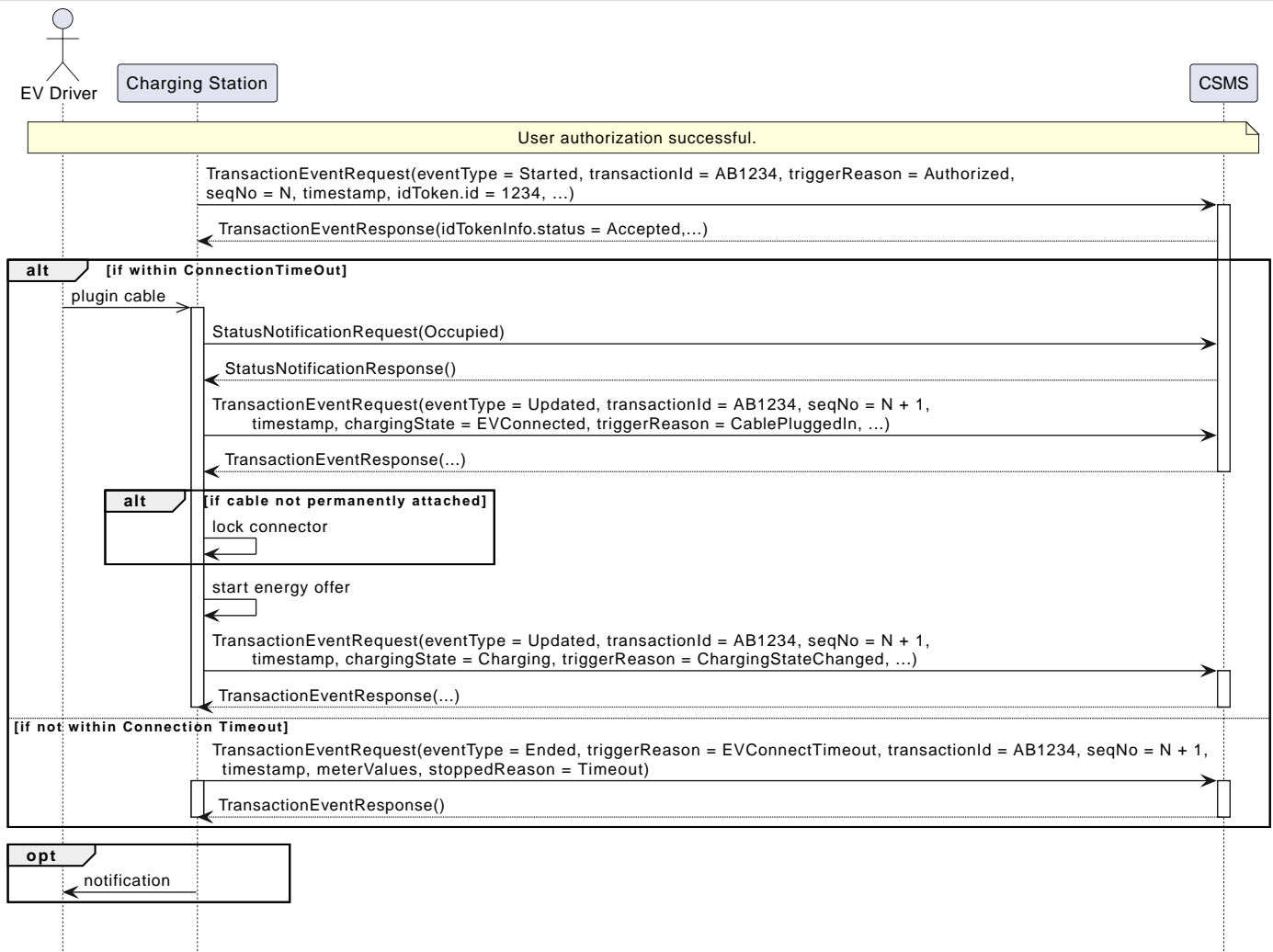


Figure 45. Sequence Diagram: Start Transaction - IdToken First

## E03 - Start Transaction - IdToken First - Requirements

Table 63. E03 - Requirements

ID	Precondition	Requirement definition	Note
E03.FR.01	When the IdToken information is known.	The next <a href="#">TransactionEventRequest</a> SHALL contain <a href="#">IdTokenType</a> information.	(Same as E01.FR.10)
E03.FR.02	E03.FR.01	The CSMS SHALL send a <a href="#">TransactionEventResponse</a> that includes an authorization status.	
E03.FR.03	This transaction ends a reservation for the specific IdToken.	The next <a href="#">TransactionEventRequest</a> SHALL contain the reservationId.	See <a href="#">H. Reservation</a> .
E03.FR.05	When the EV Driver does not plug-in the charging cable before the timeout set by the Configuration Variable: <a href="#">EVConnectionTimeout</a> AND <a href="#">TxStopPoint</a> does not contain <a href="#">ParkingBayOccupancy</a>	The Charging Station SHOULD end the transaction and send a <a href="#">TransactionEventRequest</a> (eventType = Ended, stoppedReason = Timeout, triggerReason = EVConnectionTimeout) to the CSMS.	This requirement is an additional safety measure to make sure the transaction is ended when the <a href="#">EVConnectionTimeout</a> is triggered. However it is up to the CSMS to make sure that sensible TxStartPoint / TxStopPoint combinations are configured. E.g. if Authorized is used as TxStartPoint, it should also be used as TxStopPoint.

ID	Precondition	Requirement definition	Note
E03.FR.06	When a <a href="#">TransactionEventRequest</a> has to be created	The Charging Station SHALL set the message's <b>seqNo</b> field as specified in <a href="#">Sequence Number Generation</a> .	This enables the CSMS to track the completeness of transaction information. (Same as E01.FR.07)
E03.FR.07	When configured to send meter data in the <a href="#">TransactionEventRequest</a> ( <b>eventType = Started</b> ), See: <a href="#">Meter Values - Configuration</a> AND EVSE is known at start of transaction	The Charging Station SHALL add the configured measurands to the optional meterValue field with <b>context = Transaction.Begin</b> in the <a href="#">TransactionEventRequest(eventType = Started)</a> sent to the CSMS to provide more details during the transaction.	(Same as E01.FR.09)
E03.FR.08	When configured to send meter data in the <a href="#">TransactionEventRequest</a> ( <b>eventType = Updated</b> ), See: <a href="#">Meter Values - Configuration</a>	The Charging Station SHALL add the configured measurands to the optional meterValue field in the <a href="#">TransactionEventRequest(eventType = Updated)</a> sent to the CSMS to provide more details during the transaction.	(Same as J02.FR.11)
E03.FR.09	E03.FR.08 AND Amount of meter data is too much for 1 <a href="#">TransactionEventRequest</a> ( <b>eventType = Updated</b> )	The Charging Station MAY split meter data over multiple <a href="#">TransactionEventRequest(eventType = Updated)</a> messages with the same <i>timestamp</i> .	(Same as J02.FR.14)
E03.FR.10	<a href="#">SampledDataSignReadings</a> is <i>true</i>	The Charging Station SHALL retrieve signed meter values and put them in the <i>signedMeterValue</i> field of <i>sampledValues</i> .	(Same as E02.FR.14)
E03.FR.11	When configured to send meter data in the <a href="#">TransactionEventRequest</a> ( <b>eventType = Started</b> ), See: <a href="#">Meter Values - Configuration</a> AND EVSE is not known at start of transaction	The Charging Station SHALL add the measurands for <b>eventType = Started</b> to the optional meterValue field with <b>context = Transaction.Begin</b> in the <a href="#">TransactionEventRequest(eventType = Updated)</a> that occurs when charging starts.	(Same as E01.FR.17)
E03.FR.12	When a transaction-related trigger event occurs, listed in <i>TriggerReasonEnumType</i> AND the transaction is ongoing.	The Charging Station SHALL send a <a href="#">TransactionEventRequest</a> with a <i>triggerReason</i> corresponding to the occurred event.	When two trigger reasons overlap, the more specific one should be used. For example, when a cable is plugged in, <i>triggerReason CablePluggedIn</i> should be used, not <i>ChargingStateChanged</i> . When two events occur at the same time, they need transmitted using two separate <a href="#">TransactionEventRequest</a> messages. This is to prevent information loss, when something goes wrong. (Same as E02.FR.17)
E03.FR.13	When the energy transfer starts AND If the Charging Station is able to report the number of phases used	The Charging Station SHALL provide the number of phases used, using the <i>numberOfPhasesUsed</i> field.	(Same as E02.FR.18)
E03.FR.14	E03.FR.13 AND during the transaction the number of phases used changes	The Charging Station SHALL provide the adjusted number of phases used, using the <i>numberOfPhasesUsed</i> field in the next <a href="#">TransactionEventRequest</a> .	(Same as E02.FR.19)
E03.FR.15	When the EV Driver does not plug-in the charging cable before the timeout set by the Configuration Variable: <a href="#">EVConnectionTimeout</a> AND <i>TxStopPoint</i> contains <i>ParkingBayOccupancy</i>	The Charging Station SHALL deauthorize the transaction and send a <a href="#">TransactionEventRequest</a> ( <b>triggerReason = EVConnectionTimeout</b> ) to the CSMS.	Transaction will be ended normally when driver leaves the parking bay.

## E04 - Transaction started while Charging Station is offline

No.	Type	Description
1	Name	Transaction started while Charging Station is offline
2	ID	E04
3	Objective(s)	To enable the EV Driver to start a transaction while the Charging Station is <i>Offline</i> .
4	Description	This use case covers how the Charging Station, while <i>Offline</i> , is able to start a transaction using the Local Authorization List or the Authorization Cache.
	Actors	Charging Station, CSMS, EV Driver
	Scenario description	<ol style="list-style-type: none"> <li>1. The transaction starts.</li> <li>2. The <a href="#">TransactionEventRequest</a> (<code>eventType = Started</code>) is stored/queued by the Charging Station.</li> <li>3. The connection between Charging Station and CSMS is restored.</li> <li>4. The Charging Station starts to send queued messages</li> <li>5. The stored <a href="#">TransactionEventRequest</a> is sent, notifying the CSMS about the transaction that was started.</li> </ol>
	Alternative scenario(s)	<a href="#">E10 - Connection Loss During Transaction</a>
5	Prerequisite(s)	The Charging Station is <i>Offline</i> . The EV Driver is offline/locally authorized by the Charging Station.
6	Postcondition(s)	<b>Successful postcondition:</b> The <a href="#">TransactionEventRequest</a> has been responded to by the CSMS AND has been removed from the queue of the Charging Station.  <b>Failure postcondition:</b> The <a href="#">TransactionEventRequest</a> was NOT responded to by the CSMS AND remains in the queue of the Charging Station.
7	Error handling	n/a
8	Remark(s)	The scenario description and sequence diagram above are not based on a specific <a href="#">TxStartPoint</a> . For more details see the use cases: <a href="#">E01 - Start Transaction options</a> .

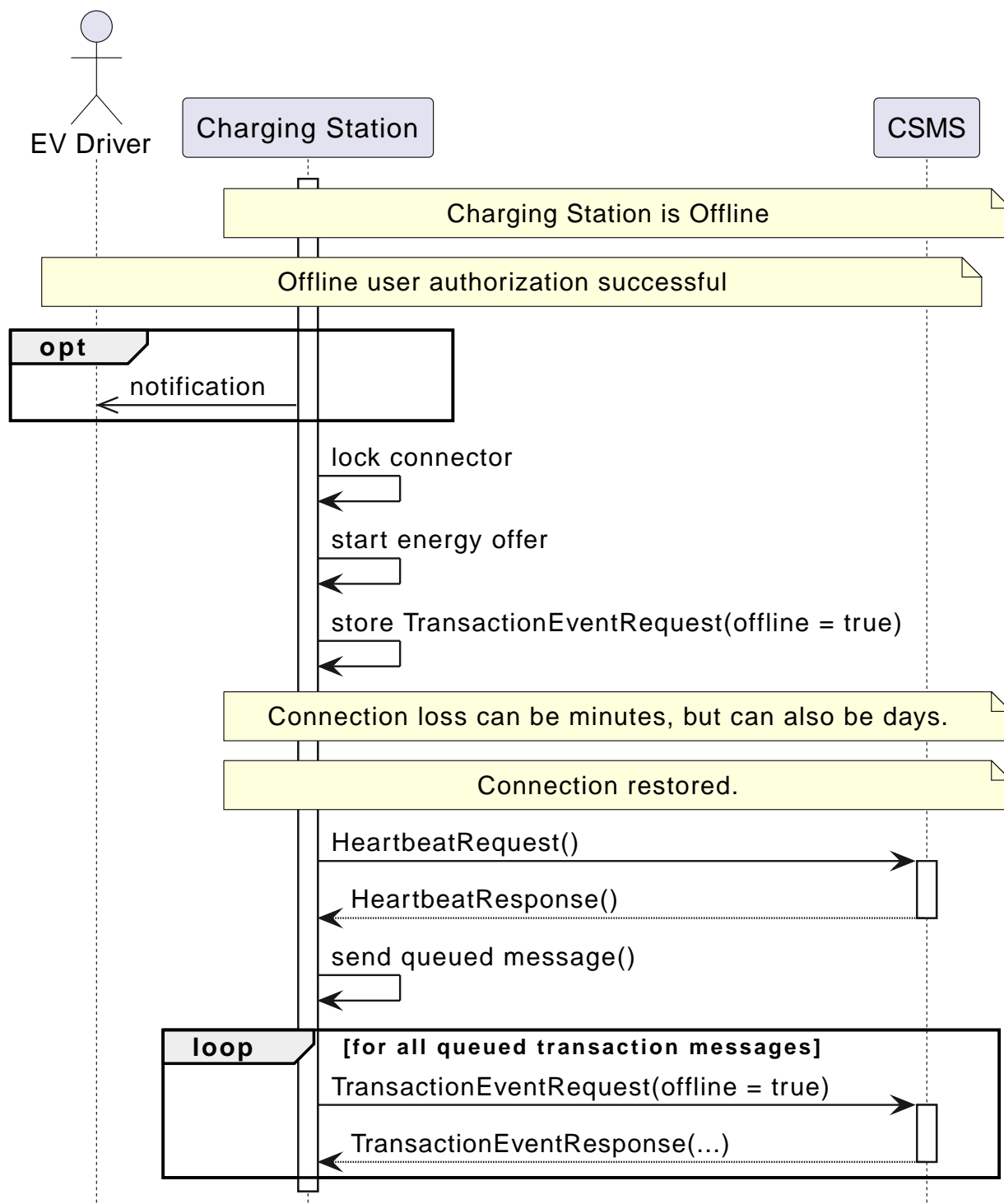


Figure 46. Sequence Diagram: Transaction started while Charging Station is offline

## E04 - Transaction started while Charging Station is offline - Requirements

Table 64. E04 - Requirements

ID	Precondition	Requirement definition	Note
E04.FR.01	When <i>Offline</i> .	The Charging Station MUST queue any <a href="#">TransactionEventRequest</a> messages.	Same as E12.FR.01
E04.FR.02	After the connection is restored.	The Charging Station MUST send queued <a href="#">TransactionEventRequest</a> messages.	Same as E12.FR.02
E04.FR.03	E04.FR.02	The flag: "offline" SHALL be set to TRUE for any <a href="#">TransactionEventRequest</a> that occurred while the Charging Station was offline.	Same as E12.FR.02

ID	Precondition	Requirement definition	Note
E04.FR.04	When a <a href="#">TransactionEventRequest</a> has to be created	The Charging Station SHALL set the message's <b>seqNo</b> field as specified in <a href="#">Sequence Number Generation</a> .	This enables the CSMS to track the completeness of transaction information. Same E01.FR.07
E04.FR.05	When configured to send meter data in the <a href="#">TransactionEventRequest</a> ( <b>eventType = Started</b> ), See: <a href="#">Meter Values - Configuration</a> AND EVSE is known at start of transaction	The Charging Station SHALL add the configured measurands to the optional meterValue field with <i>context = Transaction.Begin</i> in the <a href="#">TransactionEventRequest(eventType = Started)</a> sent to the CSMS to provide more details during the transaction.	Same as E01.FR.09
E04.FR.06	When configured to send meter data in the <a href="#">TransactionEventRequest</a> ( <b>eventType = Updated</b> ), See: <a href="#">Meter Values - Configuration</a>	The Charging Station SHALL add the configured measurands to the optional meterValue field in the <a href="#">TransactionEventRequest(eventType = Updated)</a> sent to the CSMS to provide more details during the transaction.	Same as J02.FR.11
E04.FR.09	E04.FR.06 AND Amount of meter data is too much for 1 <a href="#">TransactionEventRequest</a> ( <b>eventType = Updated</b> )	The Charging Station MAY split meter data over multiple <a href="#">TransactionEventRequest(eventType = Updated)</a> messages with the same <i>timestamp</i> .	Same as J02.FR.14
E04.FR.10	<a href="#">SampledDataSignReadings</a> is <i>true</i>	The Charging Station SHALL retrieve signed meter values and put them in the <i>signedMeterValue</i> field of <i>sampledValues</i> .	Same as E02.FR.14
E04.FR.11	When configured to send meter data in the <a href="#">TransactionEventRequest</a> ( <b>eventType = Started</b> ), See: <a href="#">Meter Values - Configuration</a> AND EVSE is not known at start of transaction	The Charging Station SHALL add the measurands for <i>eventType = Started</i> to the optional meterValue field with <i>context = Transaction.Begin</i> in the <a href="#">TransactionEventRequest(eventType = Updated)</a> that occurs when charging starts.	Same as E01.FR.17

## E05 - Start Transaction - Id not Accepted

No.	Type	Description
1	Name	Start Transaction - Id not Accepted
2	ID	E05
3	Objective(s)	To enable the Charging Station to suspend a transaction when the IdToken has an AuthorizationStatus that does not allow charging.
4	Description	<p>This use case covers how the Charging Station wants to start a transaction while the IdToken is not accepted by the CSMS.</p> <p>Since the identifier might have been authorized locally by the Charging Station using outdated information, the CSMS has to validate the <code>IdTokenType</code> in every <code>TransactionEventRequest</code> message it receives that contains an <code>idToken</code>. When receiving a <code>TransactionEventResponse</code> message with <code>idTokenInfo.status</code> is not <code>Accepted</code>, the Charging Station will stop the energy delivery to the EV (depending on <code>MaxEnergyOnInvalidId</code>).</p>
	Actors	Charging Station, CSMS
	Scenario description	<ol style="list-style-type: none"> <li>The Charging Station sends <code>TransactionEventRequest</code> (<code>eventType = Started</code>) that contains the IdToken provided by the EV Driver.</li> <li>The CSMS responds with <code>TransactionEventResponse</code>, with an <code>idTokenInfo.status</code> that does not allow charging.</li> <li>The Charging Station suspends the energy offer. (Taking into account: <code>MaxEnergyOnInvalidId</code>, if supported)</li> <li>If <code>StopTxOnInvalidId = false</code>, then <ol style="list-style-type: none"> <li>The Charging Station sends <code>TransactionEventRequest</code> (<code>eventType = Updated</code>) with <code>triggerReason = ChargingStateChanged</code> and the <code>chargingState = SuspendedEVSE</code> and receives <code>TransactionEventResponse</code> from the CSMS.</li> </ol> </li> <li>If <code>StopTxOnInvalidId = true</code>, then <ol style="list-style-type: none"> <li>If <code>TxStopPoint = "EVConnected"</code> the Charging Station sends <code>TransactionEventRequest</code> (<code>eventType = Updated</code>) with <code>triggerReason = Deauthorized</code> and the <code>chargingState = EVConnected</code> and receives <code>TransactionEventResponse</code> from the CSMS.</li> <li>else <ol style="list-style-type: none"> <li>If <code>TxStopPoint = "Authorized"</code> the Charging Station sends <code>TransactionEventRequest</code> (<code>eventType = Ended</code>) with <code>triggerReason = Deauthorized</code> and the <code>chargingState = EVConnected</code> and receives <code>TransactionEventResponse</code> from the CSMS.</li> </ol> </li> </ol> </li> </ol>
5	Prerequisite(s)	<p>The EV Driver is offline/locally authorized by the Charging Station.</p> <p>The IdToken is not allowed to charge by the CSMS.</p>
6	Postcondition(s)	<p><b>Successful postcondition:</b></p> <p>The transaction is kept ongoing, and the cable remains locked, but no energy is delivered.</p> <p><b>Failure postcondition:</b></p> <p>n/a</p>
7	Error handling	n/a
8	Remark(s)	<p>The scenario description and sequence diagram above are based on the Configuration Variable for start &amp; stop transaction being configured as follows:</p> <p><code>TxStartPoint</code>: <code>PowerPathClosed</code></p> <p><code>TxStopPoint</code>: either <code>EVConnected</code> or <code>Authorized/PowerPathClosed</code></p> <p>This use-case is also valid for other configurations, but then the transaction might start/stop at another moment, which might change the sequence in which message are sent. For more details see the use cases: <a href="#">E01 - Start Transaction options</a> and <a href="#">E06 - Stop Transaction options</a>.</p> <p>NOTE: The configuration parameter <code>MaxEnergyOnInvalidId</code> only plays a role when <code>StopTxOnInvalidId</code> is set to <code>false</code>.</p>

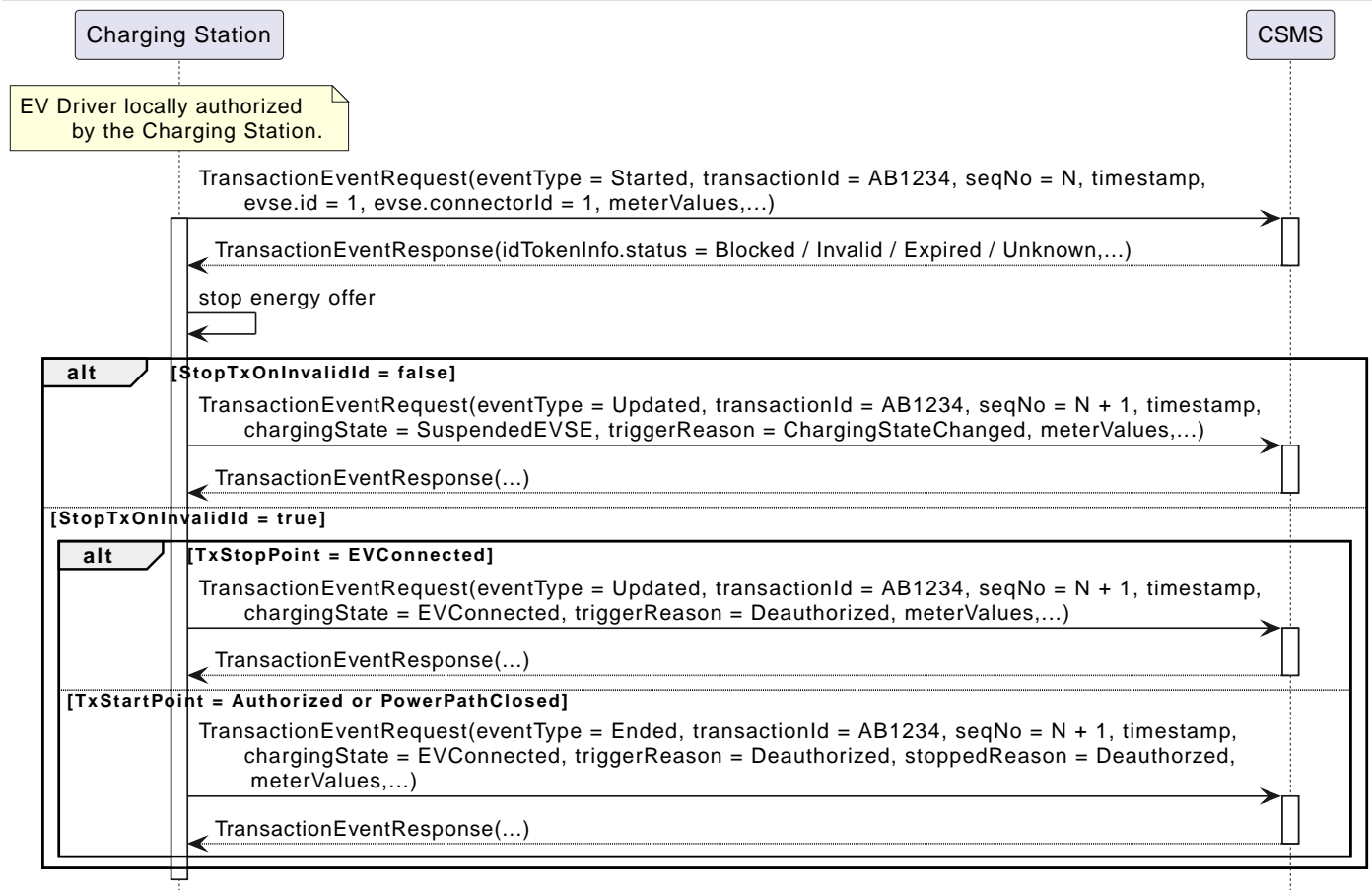


Figure 47. Sequence Diagram: Start Transaction - Id not Accepted

## E05 - Start Transaction - Id not Accepted - Requirements

Table 65. E05 - Requirements

ID	Precondition	Requirement definition	Note
E05.FR.01		The CSMS MUST verify validity of the identifier in the <a href="#">TransactionEventRequest</a> message.	The identifier might have been authorized locally by the Charging Station using outdated information. The identifier, for instance, may have been blocked since it was added to the Charging Station's Authorization Cache.
E05.FR.02	E05.FR.01 AND The authorization status in <a href="#">TransactionEventResponse</a> is not <i>Accepted</i> AND The transaction is still ongoing AND <a href="#">StopTxOnInvalidId</a> is set to <i>false</i> AND <a href="#">MaxEnergyOnInvalidId</a> is not implemented or has been exceeded. <a href="#">TxStopPoint</a> does NOT contain: <a href="#">EnergyTransfer</a>	The Charging Station SHALL stop the energy delivery to the EV immediately and send <a href="#">TransactionEventRequest (eventType = Updated)</a> with <i>triggerReason</i> set to <i>ChargingStateChanged</i> and <i>chargingState</i> set to <i>SuspendedEVSE</i>	The transaction is not deauthorized, but transfer of energy stops, since <a href="#">MaxEnergyOnInvalidId</a> has been exceeded or is not set. If <a href="#">TxStopPoint</a> contains <a href="#">EnergyTransfer</a> then this would have ended the transaction.

ID	Precondition	Requirement definition	Note
E05.FR.03	E05.FR.01 AND The authorization status in <a href="#">TransactionEventResponse</a> is not <i>Accepted</i> AND The transaction is still ongoing AND <a href="#">StopTxOnInvalidId</a> is set to <i>false</i> AND <a href="#">MaxEnergyOnInvalidId</a> is set and has NOT been exceeded.	Energy delivery to the EV SHALL be allowed until the amount of energy specified in <a href="#">MaxEnergyOnInvalidId</a> has been reached.	
E05.FR.04	When a <a href="#">TransactionEventRequest</a> has to be created	The Charging Station SHALL set the message's <b>seqNo</b> field as specified in <a href="#">Sequence Number Generation</a> .	This enables the CSMS to track the completeness of transaction information. Same as E01.FR.07
E05.FR.05	When configured to send meter data in the <a href="#">TransactionEventRequest</a> ( <i>eventType = Started</i> ), See: <a href="#">Meter Values - Configuration</a> AND EVSE is known at start of transaction	The Charging Station SHALL add the configured measurands to the optional <i>meterValue</i> field with <i>context = Transaction.Begin</i> in the <a href="#">TransactionEventRequest(eventType = Started)</a> sent to the CSMS to provide more details during the transaction.	Same as E01.FR.09
E05.FR.06	<a href="#">SampledDataSignReadings</a> is <i>true</i>	The Charging Station SHALL retrieve signed meter values and put them in the <i>signedMeterValue</i> field of <i>sampledValues</i> .	Same as E01.FR.14
E05.FR.08	When configured to send meter data in the <a href="#">TransactionEventRequest</a> ( <i>eventType = Started</i> ), See: <a href="#">Meter Values - Configuration</a> AND EVSE is not known at start of transaction	The Charging Station SHALL add the measurands for <i>eventType = Started</i> to the optional <i>meterValue</i> field with <i>context = Transaction.Begin</i> in the <a href="#">TransactionEventRequest(eventType = Updated)</a> that occurs when charging starts.	Same as E01.FR.17
E05.FR.09	E05.FR.01 AND The authorization status in <a href="#">TransactionEventResponse</a> is not <i>Accepted</i> AND The transaction is still ongoing AND <a href="#">StopTxOnInvalidId</a> is <i>true</i> AND <a href="#">TxStopPoint</a> does NOT contain: ( <i>Authorized</i> OR <i>PowerPathClosed</i> OR <i>EnergyTransfer</i> )	The Charging Station SHALL stop the energy transfer and send <a href="#">TransactionEventRequest</a> ( <i>eventType = Updated</i> ) with <i>triggerReason</i> set to <i>Deauthorized</i> and in the same or next <a href="#">TransactionEventRequest</a> report <i>chargingState</i> set preferably to <i>EVConnected</i> , or alternatively to <i>SuspendedEVSE</i> .	If the physical change of charging state in the Charging Station occurs a few seconds or milliseconds later than the trigger <i>Deauthorized</i> , then the <i>chargingState</i> change may be reported separately as a <i>triggerReason = ChargingStateChanged</i> . Use of charging state <i>SuspendedEVSE</i> that is not followed by <i>EVConnected</i> in this situation will become deprecated in the next OCPP release.
E05.FR.10	E05.FR.01 AND The authorization status in <a href="#">TransactionEventResponse</a> is not <i>Accepted</i> AND The transaction is still ongoing AND <a href="#">StopTxOnInvalidId</a> is <i>true</i> AND <a href="#">TxStopPoint</a> does contain: ( <i>Authorized</i> OR <i>PowerPathClosed</i> OR <i>EnergyTransfer</i> )	The Charging Station SHALL stop the transaction and send <a href="#">TransactionEventRequest</a> ( <i>eventType = Ended</i> ) with <i>triggerReason</i> set to <i>Deauthorized</i> and <i>stoppedReason</i> set to <i>DeAuthorized</i> .	
E05.FR.11	E05.FR.10 AND If the Charging Station has the possibility to lock the Charging Cable	The Charging Station SHOULD keep the Charging Cable locked until the owner presents his identifier.	

## E06 - Stop Transaction options

No.	Type	Description
1	Name	Stop Transaction options
2	ID	E06
3	Objective(s)	To inform the CSMS that a transaction at the Charging Station has stopped.
4	Description	This use case describes the different moments a Charging Station can stop a transaction (send <a href="#">TransactionEventRequest</a> ( <code>eventType = Ended</code> )), depending on the configuration of the Charging Station.
5	Actors	Charging Station, CSMS, EV Driver
S1	Scenario objective	Stop a transaction when a parking bay occupancy no longer detector detects the EV.
	Scenario description	<ol style="list-style-type: none"> <li>1. The Charging Stations parking bay occupancy detector stops detecting the EV.</li> <li>2. The Charging Station sends a <a href="#">TransactionEventRequest</a> (<code>eventType = Ended</code>) notifying the CSMS about a transaction that has ended.</li> <li>3. The CSMS responds with a <a href="#">TransactionEventResponse</a>, confirming that the <a href="#">TransactionEventRequest</a> was received.</li> </ol>
	Prerequisite(s)	A transaction is ongoing. Configuration Variable: <code>TxStopPoint</code> contains: <code>ParkingBayOccupancy</code>
	Postcondition(s)	<p><b>Successful postcondition:</b> The transaction is ended and the CSMS is <i>Successfully</i> informed.</p> <p><b>Failure postcondition:</b> The transaction is still ongoing. <i>or</i> The CSMS is <i>not</i> informed.</p>

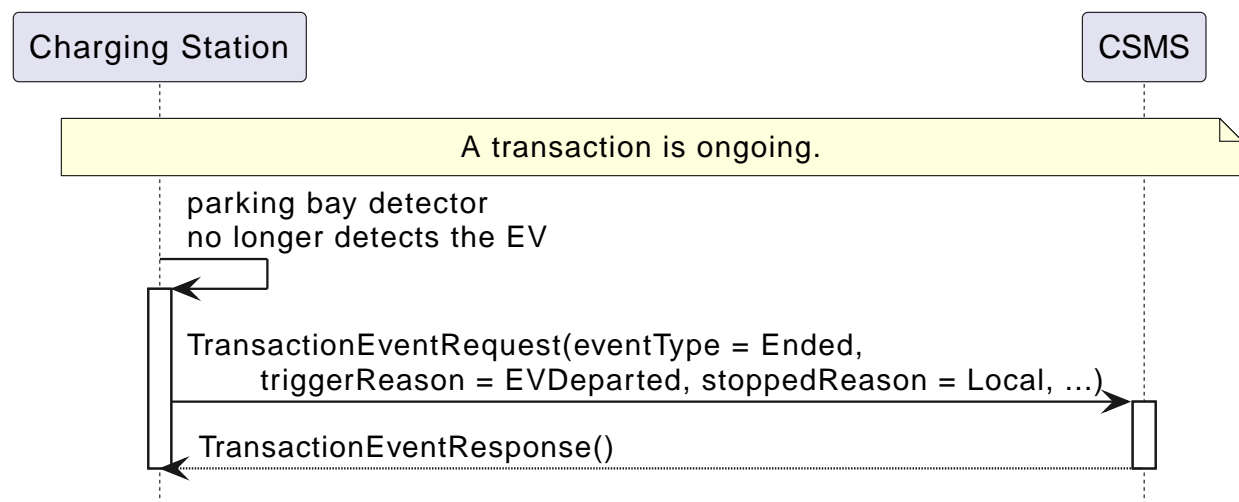


Figure 48. Sequence Diagram: Stop Transaction options - ParkingBayOccupancy

S2	Scenario objective	Stop a transaction when communication between the Charging Station and the EV is lost. (for example: cable unplugged)
	Scenario description	<ol style="list-style-type: none"> <li>1. Communication between Charging Station and the EV is lost (Charging cable is unplugged).</li> <li>2. If charging cable unplugged on the Charging Station side: send <a href="#">StatusNotificationRequest</a> to the CSMS to inform it about a Connector that became <i>Available</i>.</li> <li>3. The Charging Station sends a <a href="#">TransactionEventRequest</a> (<code>eventType = Ended</code>) notifying the CSMS about a transaction that has ended.</li> <li>4. The CSMS responds with a <a href="#">TransactionEventResponse</a>, confirming that the <a href="#">TransactionEventRequest</a> was received.</li> </ol>
	Prerequisite(s)	A transaction is ongoing. Configuration Variable: <code>TxStopPoint</code> contains: <code>EVConnected</code>

<b>S2</b>	<i>Scenario objective</i>	<b>Stop a transaction when communication between the Charging Station and the EV is lost. (for example: cable unplugged)</b>
	<b>Postcondition(s)</b>	<p><b>Successful postcondition:</b> The transaction is ended and the CSMS is <i>Successfully</i> informed.</p> <p><b>Failure postcondition:</b> The transaction is still ongoing. <i>or</i> The CSMS is <i>not</i> informed.</p>

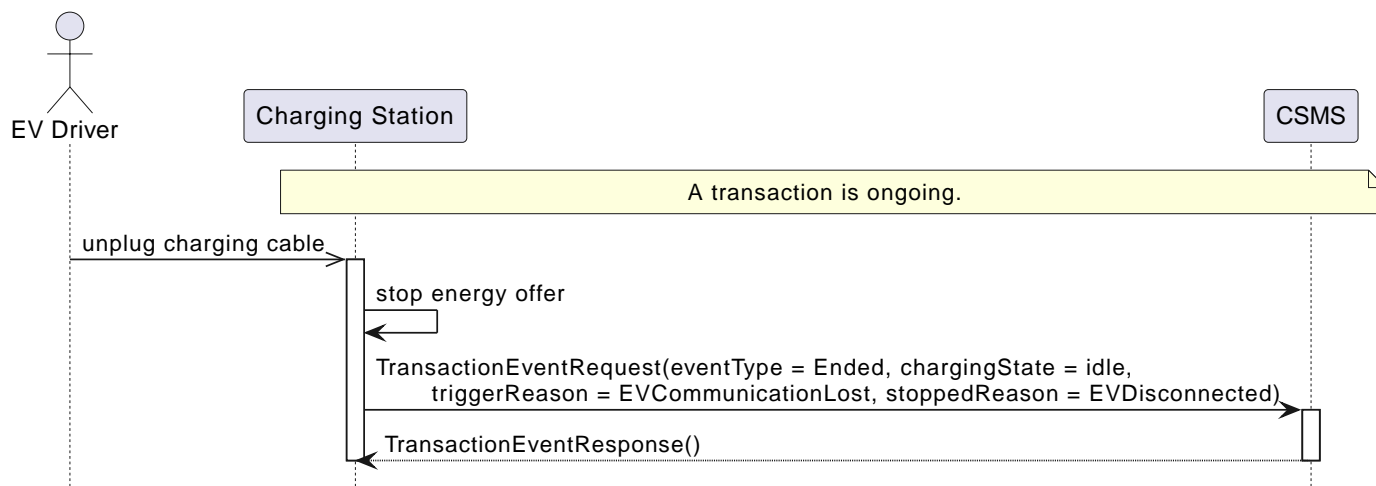


Figure 49. Sequence Diagram: Stop Transaction options - EVConnected

<b>S3</b>	<i>Scenario objective</i>	<b>Stop a transaction when the driver is no longer authorized.</b>
	<i>Scenario description</i>	<ol style="list-style-type: none"> <li>1. The Charging Station sends a <a href="#">TransactionEventRequest</a> to the CSMS.</li> <li>2. An invalid IdToken is received in a <a href="#">TransactionEventResponse</a>.</li> <li>3. The Charging Station sends a <a href="#">TransactionEventRequest</a> (<code>eventType = Ended</code>) notifying the CSMS about a transaction that has ended.</li> <li>4. The CSMS responds with a <a href="#">TransactionEventResponse</a>, confirming that the <a href="#">TransactionEventRequest</a> was received.</li> </ol>
	<b>Prerequisite(s)</b>	<p>A transaction is ongoing.</p> <p>Configuration Variable: <code>TxStopPoint</code> contains: <a href="#">Authorized</a></p>
	<b>Postcondition(s)</b>	<p><b>Successful postcondition:</b> The transaction is ended and the CSMS is <i>Successfully</i> informed.</p> <p><b>Failure postcondition:</b> The transaction is still ongoing. <i>or</i> The CSMS is <i>not</i> informed.</p>

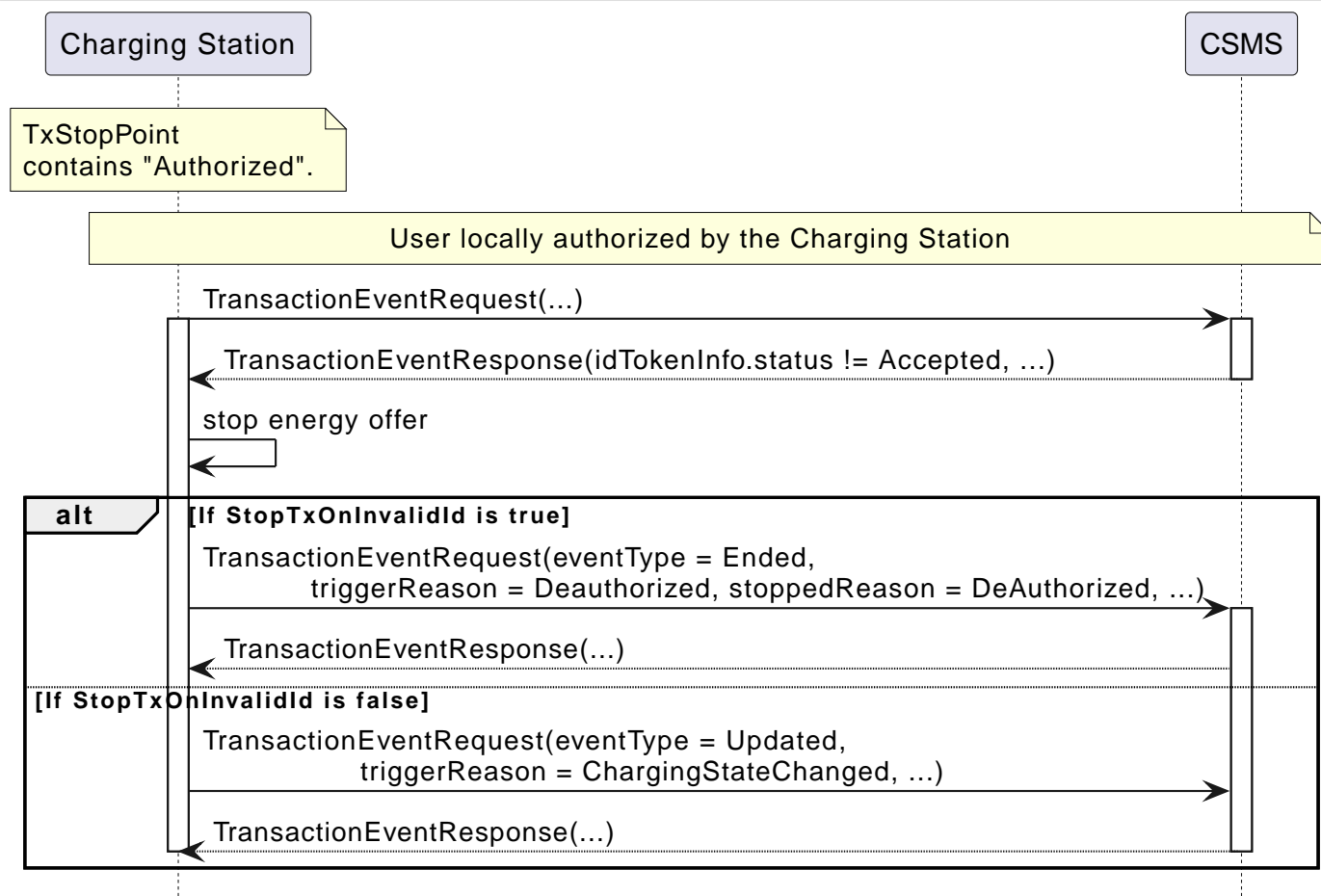


Figure 50. Sequence Diagram: Stop Transaction options - Deauthorized

S5	Scenario objective	Stop a transaction when the EV driver is no longer authorized and/or the EV is disconnected.
	Scenario description	<ol style="list-style-type: none"> <li>1. The Charging Station is disconnected from EV and/or the EV driver is no longer authorized.</li> <li>2. The Charging Station sends a <a href="#">TransactionEventRequest</a> (<code>eventType = Ended</code>) notifying the CSMS about a transaction that has ended.</li> <li>3. The CSMS responds with a <a href="#">TransactionEventResponse</a>, confirming that the <a href="#">TransactionEventRequest</a> was received.</li> </ol>
	Prerequisite(s)	A transaction is ongoing. Configuration Variable: <a href="#">TxStopPoint</a> contains: <a href="#">PowerPathClosed</a>
	Postcondition(s)	<b>Successful postcondition:</b> The transaction is ended and the CSMS is <i>Successfully</i> informed.  <b>Failure postcondition:</b> The transaction is still ongoing. <i>or</i> The CSMS is <i>not</i> informed.

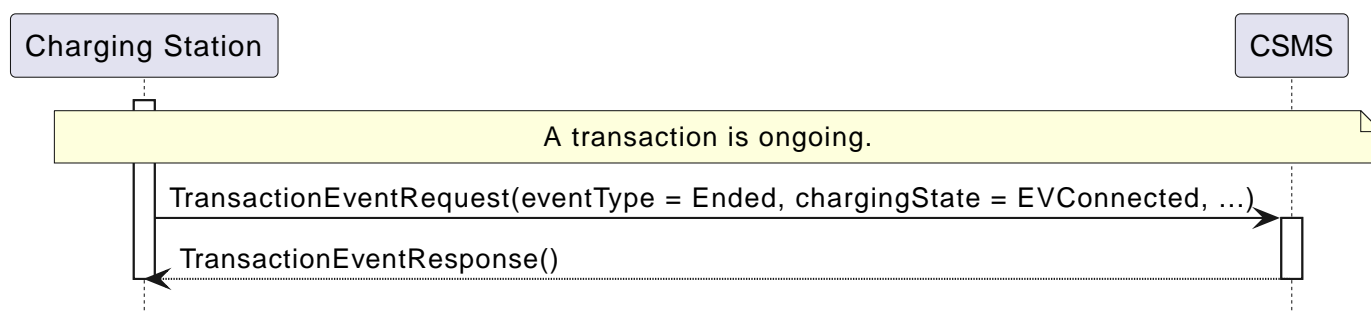


Figure 51. Sequence Diagram: Stop Transaction options - PowerPathClosed

<b>S6</b>	<i>Scenario objective</i>	<b>Stop a transaction when energy transfer stops. This will also mean the transaction stops when the EV stops taking energy, for example when the battery is too hot.</b>
	<i>Scenario description</i>	<ol style="list-style-type: none"> <li>1. The energy transfer between EV and the Charging Station stops (for example: EV stops charging).</li> <li>2. The Charging Station sends a <a href="#">TransactionEventRequest</a> (<code>eventType = Ended</code>) notifying the CSMS about a transaction that has ended.</li> <li>3. The CSMS responds with a <a href="#">TransactionEventResponse</a>, confirming that the <a href="#">TransactionEventRequest</a> was received.</li> </ol>
	<b>Prerequisite(s)</b>	A transaction is ongoing. Configuration Variable: <code>TxStopPoint</code> contains: <a href="#">EnergyTransfer</a>
	<b>Postcondition(s)</b>	<p><b>Successful postcondition:</b> The transaction is ended and the CSMS is <i>Successfully</i> informed.</p> <p><b>Failure postcondition:</b> The transaction is still ongoing. <i>or</i> The CSMS is <i>not</i> informed.</p>

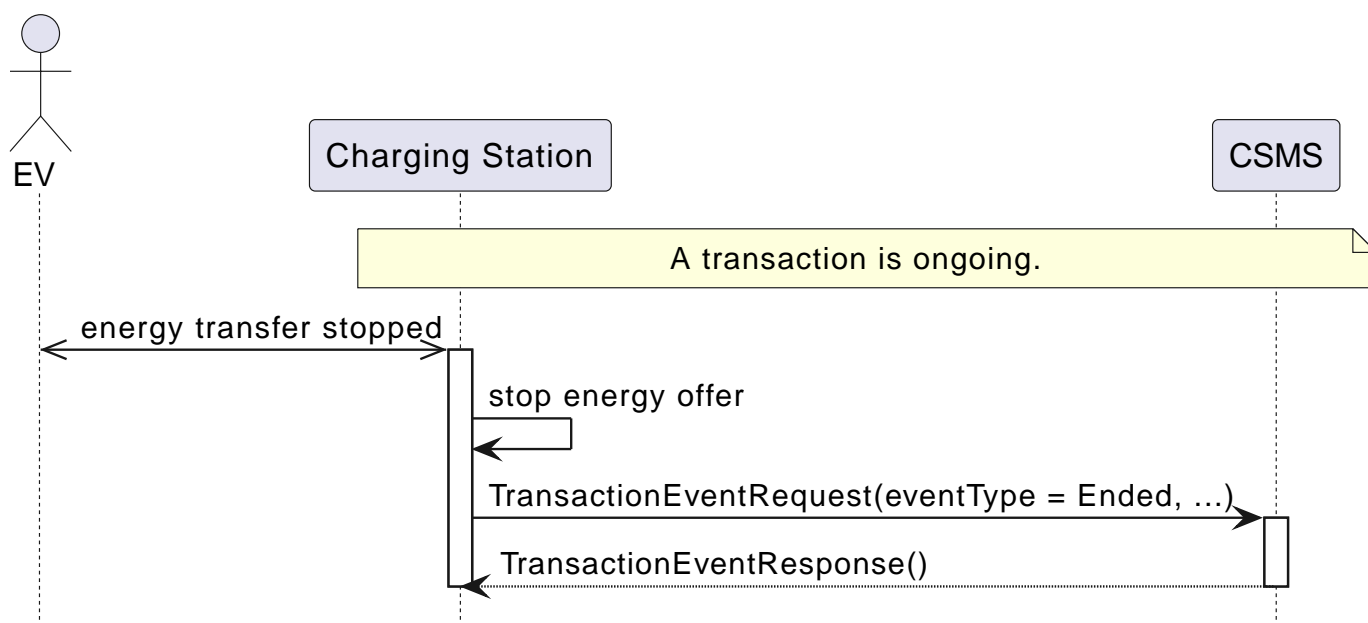


Figure 52. Sequence Diagram: Stop Transaction options - EnergyTransfer

<b>S7</b>	<i>Scenario objective</i>	<b>Stop a transaction when EV driver ends authorization</b>
	<i>Scenario description</i>	<ol style="list-style-type: none"> <li>1. The EV drivers presents an <code>IdToken</code> to end the charging.</li> <li>2. The Charging Station sends a <a href="#">TransactionEventRequest</a> (<code>eventType = Ended</code>) notifying the CSMS about a transaction that has ended.</li> <li>3. The CSMS responds with a <a href="#">TransactionEventResponse</a>, confirming that the <a href="#">TransactionEventRequest</a> was received.</li> </ol>
	<b>Prerequisite(s)</b>	A transaction is ongoing. Configuration Variable: <code>TxStopPoint</code> contains: <a href="#">Authorized</a> (or <a href="#">PowerPathClosed</a> ).
	<b>Postcondition(s)</b>	<p><b>Successful postcondition:</b> The transaction is ended and the CSMS is <i>Successfully</i> informed.</p> <p><b>Failure postcondition:</b> The transaction is still ongoing. <i>or</i> The CSMS is <i>not</i> informed.</p>

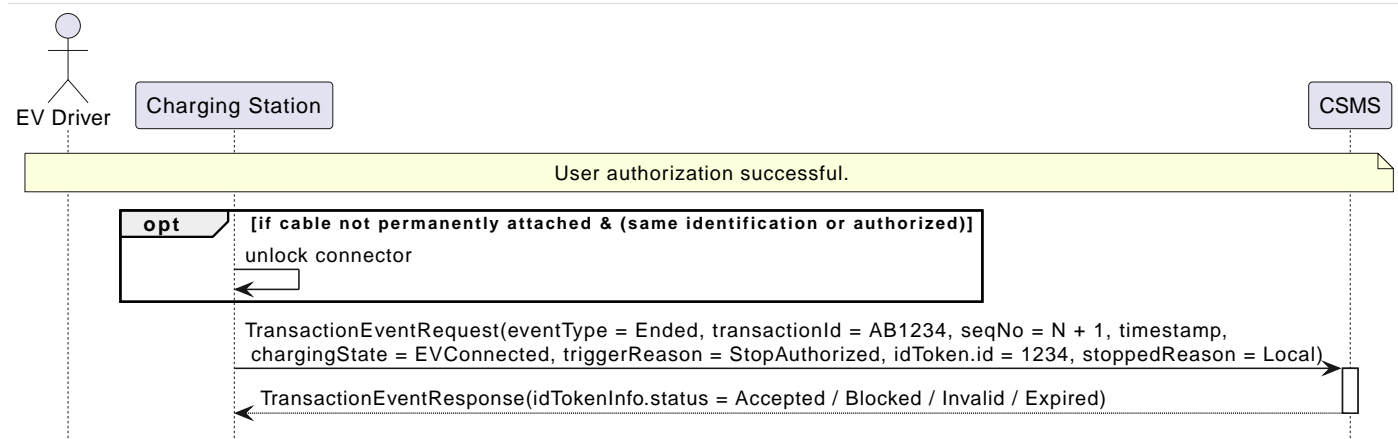


Figure 53. Sequence Diagram: Stop Transaction options - Authorized

7	<b>Error handling</b>	n/a
8	<b>Remark(s)</b>	n/a

## E06 - Stop Transaction options - Requirements

Table 66. E06 - Requirements

ID	Precondition	Requirement definition
E06.FR.01	<a href="#">TxStopPoint</a> contains: <a href="#">ParkingBayOccupancy</a> AND Parking Bay Detector no longer detects the "EV"	The Charging Station SHALL stop the transaction and send a <a href="#">TransactionEventRequest</a> ( <a href="#">eventType = Ended</a> ) to the CSMS.
E06.FR.02	<a href="#">TxStopPoint</a> contains: <a href="#">EVConnected</a> AND Connection between Charging Station and EV is lost.	The Charging Station SHALL stop the transaction and send a <a href="#">TransactionEventRequest</a> ( <a href="#">eventType = Ended</a> ) to the CSMS.
E06.FR.03	<a href="#">TxStopPoint</a> contains: <a href="#">Authorized</a> AND EV Driver is authorized to stop a transaction.	The Charging Station SHALL stop the transaction and send a <a href="#">TransactionEventRequest</a> ( <a href="#">eventType = Ended</a> ) to the CSMS.
E06.FR.04	<a href="#">TxStopPoint</a> contains: <a href="#">Authorized</a> AND CSMS returns a non-valid idTokenInfo in a <a href="#">TransactionEventResponse</a>	See use case <a href="#">E05 - Start Transaction - Id not Accepted</a> ,
E06.FR.06	<a href="#">TxStopPoint</a> contains: <a href="#">PowerPathClosed</a> AND ( Connection between Charging Station and EV is lost OR Authorization has ended or idToken is deauthorized )	The Charging Station SHALL stop the transaction and send a <a href="#">TransactionEventRequest</a> ( <a href="#">eventType = Ended</a> ) to the CSMS.
E06.FR.07	<a href="#">TxStopPoint</a> contains: <a href="#">EnergyTransfer</a> AND Energy transfer stops	The Charging Station SHALL stop the transaction and send a <a href="#">TransactionEventRequest</a> ( <a href="#">eventType = Ended</a> ) to the CSMS.
E06.FR.08	If a transaction is not ended by the EV Driver at the Charging Station	The Charging Station SHALL include the <a href="#">stoppedReason</a> element in the <a href="#">TransactionEventRequest</a> ( <a href="#">eventType = Ended</a> ). What reason to use is described in the description of <a href="#">reasonEnumType</a> .
E06.FR.09	If a transaction is ended by the EV Driver at the Charging Station (e.g. EV Driver presented IdToken to stop the transaction)	The Charging Station MAY omit the <a href="#">stoppedReason</a> element in the <a href="#">TransactionEventRequest</a> ( <a href="#">eventType = Ended</a> ) (hence the CSMS can interpret the reason as local when omitted).
E06.FR.10	As part of the normal transaction termination.	The Charging Station SHALL unlock the cable (if not permanently attached).

ID	Precondition	Requirement definition
E06.FR.11	When configured to send meter data in the <a href="#">TransactionEventRequest</a> ( <a href="#">eventType = Ended</a> ), See: <a href="#">Meter Values - Configuration</a>	The Charging Station SHALL add the configured measurands to the optional <i>meterValue</i> field with <i>context = Transaction.End</i> in the <a href="#">TransactionEventRequest(eventType = Ended)</a> sent to the CSMS to provide more details about transaction usage.
E06.FR.12	E06.FR.11 AND The Charging Station is running low on memory	The Charging Station MAY drop meter data in the <a href="#">TransactionEventRequest(eventType = Ended)</a> message.
E06.FR.13	E06.FR.12	When dropping meter data, the Charging Station SHALL drop intermediate values first (2nd value, 4th value, 6th etc), not drop the start and end values from the list.
E06.FR.14	When a <a href="#">TransactionEventRequest</a> has to be created	The Charging Station SHALL set the message's <b>seqNo</b> field as specified in <a href="#">Sequence Number Generation</a> . (Same as E01.FR.07)
E06.FR.15	When sending a <a href="#">TransactionEventRequest</a>	The Charging Station SHALL set the <a href="#">triggerReason</a> to inform the CSMS about what triggered the event. What reason to use is described in the description of <a href="#">TriggerReasonEnumType</a> . (Same as E01.FR.15)
E06.FR.16	A transaction was stopped by an Abnormal Error or Fault Condition.	The Charging Station SHALL send <a href="#">TransactionEventRequest(eventType = Ended, triggerReason=AbnormalCondition)</a> to the CSMS.

## E07 - Transaction locally stopped by IdToken

No.	Type	Description
1	Name	Transaction locally stopped by IdToken
2	ID	E07
3	Objective(s)	The EV Driver wants to stop an ongoing transaction, by locally presenting his IdToken.
4	Description	This use case covers how the EV Driver can stop a transaction when he wants to leave the charging station.
	Actors	Charging Station, CSMS, EV Driver
	Scenario description Reporting StopAuthorized with end of transaction	<i>TxStopPoint = Authorized (or PowerPathClosed)</i> <ol style="list-style-type: none"> <li>The EV Driver presents IdToken a second time to end charging.</li> <li>The Charging Station stops the energy transfer and if the cable is not permanently attached, the Charging Station unlocks the cable.</li> <li>The Charging Station sends a <a href="#">TransactionEventRequest</a> (<a href="#">eventType = Ended</a>) with <i>triggerReason = StopAuthorized</i> and <i>stoppedReason = Local</i>.</li> <li>The CSMS responds with a <a href="#">TransactionEventResponse</a>.</li> </ol>
	Alternative scenario(s) Reporting StopAuthorized in Update event first, then end transaction	<i>TxStopPoint = Authorized (or PowerPathClosed)</i> <ol style="list-style-type: none"> <li>The EV Driver presents IdToken a second time to end charging.</li> <li>The Charging Station sends a <a href="#">TransactionEventRequest</a> (<a href="#">eventType = Updated</a>) with <i>triggerReason = StopAuthorized</i></li> <li>The CSMS responds with a <a href="#">TransactionEventResponse</a>.</li> <li>The Charging Station stops the energy transfer and if the cable is not permanently attached, the Charging Station unlocks the cable.</li> <li>The Charging Station sends a <a href="#">TransactionEventRequest</a> (<a href="#">eventType = Ended</a>) with <i>triggerReason = ChargingStateChanged</i>, <i>transactionInfo.chargingState = EVConnected</i></li> <li>The CSMS responds with a <a href="#">TransactionEventResponse</a>.</li> </ol>
5	Prerequisite(s)	A transaction is ongoing.
6	Postcondition(s)	<b>Successful postcondition:</b> The CSMS has received all relevant information about the transaction and the Charging Station is in <i>Idle</i> status.  <b>Failure postcondition:</b> The transaction is still ongoing or the Charging Station is in <i>Idle</i> status and still holds information about the transaction that it has to deliver to the CSMS.
7	Error handling	n/a

No.	Type	Description
8	Remark(s)	<p>The scenario descriptions are based on TxStopPoint containing <b>Authorized</b> or <b>PowerPathClosed</b>. The sequence diagrams also show behavior for other TxStopPoint values in the alt-blocks.</p> <p>The CSMS cannot prevent a transaction from stopping.</p>

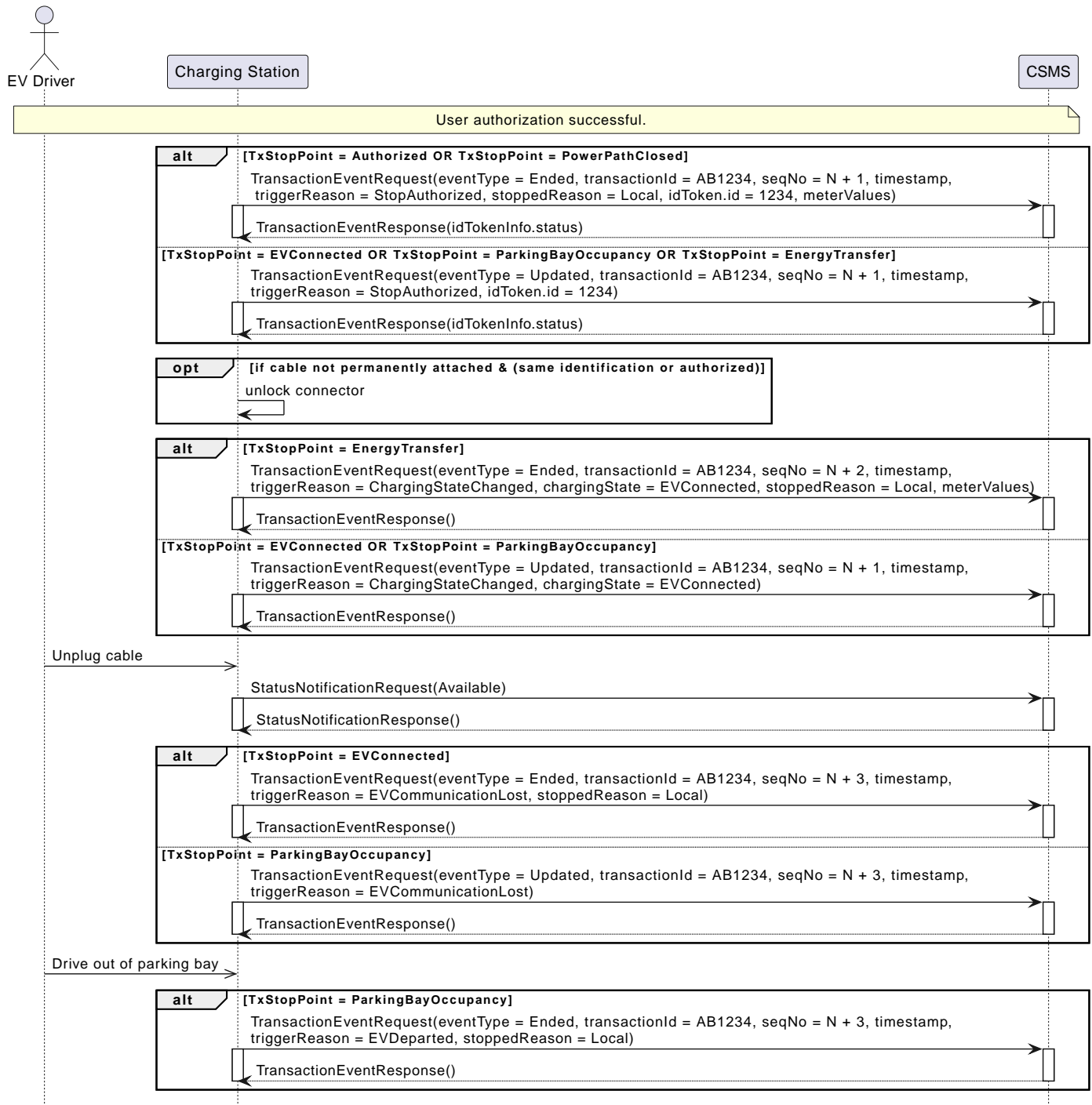


Figure 54. Sequence Diagram: Transaction locally stopped by IdToken with TransactionEventRequest reported strictly by TxStopPoint configuration

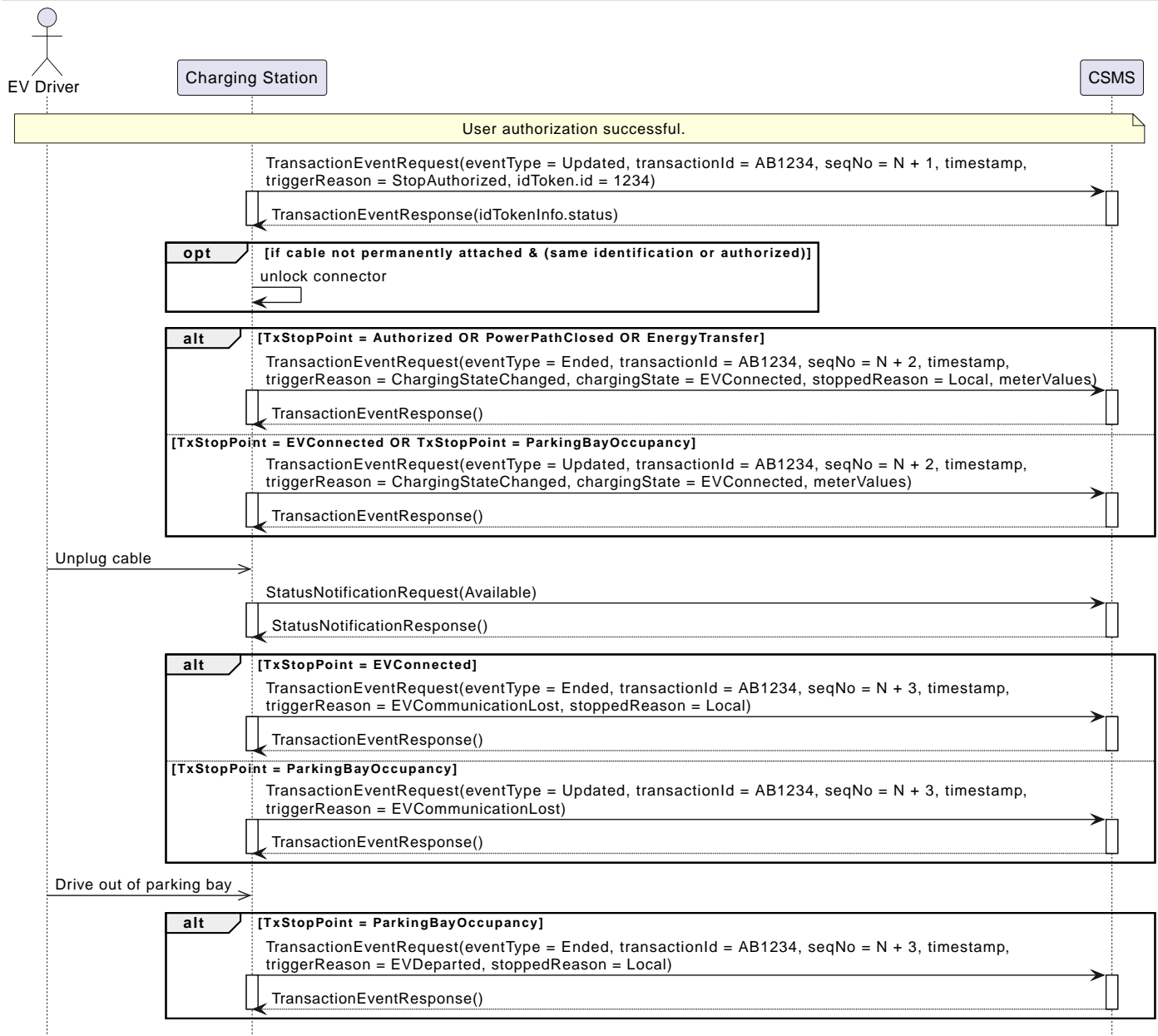


Figure 55. Sequence Diagram: Transaction locally stopped by IdToken with delayed TransactionEventRequest event type = Ended for TxStopPoint = Authorized OR PowerPathClosed

## E07 - Transaction locally stopped by IdToken - Requirements

Table 67. E07 - Requirements

ID	Precondition	Requirement definition	Note
E07.FR.01	When an <b>idToken</b> is presented during a transaction that has been authorized AND (a) the presented <b>idToken</b> is the same as the <b>idToken</b> that started the authorization OR (b) when the presented <b>idToken</b> is in the Local Authorization List or Authorization Cache AND is valid AND has the same GroupIdToken as the IdToken that started the authorization.	The Charging Station SHALL end the authorization of the transaction, without first sending an <b>AuthorizeRequest</b>	The <b>idToken</b> that started the authorization can always be used to end the authorization. Ending authorization will end delivery of energy. Depending on the TxStopPoint ending of the authorization may also end the transaction. Read use case C09 (C09.FR.05/07) for detailed description of stopping based on groupId.

ID	Precondition	Requirement definition	Note
E07.FR.02	E07.FR.01	The Charging Station SHALL send a <a href="#">TransactionEventRequest</a> with <i>triggerReason</i> = <i>StopAuthorized</i> and SHOULD include the <i>idToken</i> used to stop authorization.	The stopping <i>idToken</i> may differ from the starting <i>idToken</i> , when they share the same GroupId.
E07.FR.04	If a transaction is stopped on request of the EV driver at the Charging Station.	Charging Station MAY omit the <a href="#">stoppedReason</a> element from the final <a href="#">TransactionEventRequest</a> with <i>eventType</i> = <i>Ended</i>	e.g. EV-driver presented IdToken to stop the transaction or pressed a "stop" button (not the emergency stop). See use case F03 for remotely stopping.
E07.FR.05	If a transaction is stopped on request of the EV driver at the Charging Station.	Charging Station SHOULD use a <a href="#">stoppedReason</a> = <i>Local</i> in the final <a href="#">TransactionEventRequest</a> with <i>eventType</i> = <i>Ended</i> .	e.g. EV-driver presented IdToken to stop the transaction or pressed a "stop" button (not the emergency stop). See use case F03 for remotely stopping.
E07.FR.06	If a transaction is stopped, but not on request of the EV driver at the Charging Station.	Charging Station SHOULD use the most appropriate value from <a href="#">ReasonEnumType</a> for <i>stoppedReason</i> in the final <a href="#">TransactionEventRequest</a> with <i>eventType</i> = <i>Ended</i> .	Apart from remotely stopping ( <i>Remote</i> ), CSMS revoking authorization ( <i>DeAuthorized</i> ) or disconnecting the EV ( <i>EVDisconnected</i> ), most other reasons are related to technical faults or energy limitations.
E07.FR.07	E07.FR.02	The Charging Station SHALL unlock the cable (if not permanently attached).	
E07.FR.08	When configured to send meter data in the <a href="#">TransactionEventRequest</a> ( <i>eventType</i> = <i>Ended</i> ), See: <a href="#">Meter Values - Configuration</a>	The Charging Station SHALL add the configured measurands to the optional <i>meterValue</i> field with <i>context</i> = <i>Transaction.End</i> in the <a href="#">TransactionEventRequest</a> ( <i>eventType</i> = <i>Ended</i> ) sent to the CSMS to provide more details about transaction usage.	Same as E06.FR.11
E07.FR.09	E07.FR.08 AND The Charging Station is running low on memory	The Charging Station MAY drop meter data in the <a href="#">TransactionEventRequest</a> ( <i>eventType</i> = <i>Ended</i> ) message.	Same as E06.FR.12
E07.FR.10	E07.FR.09	When dropping meter data, the Charging Station SHALL drop intermediate values first (2nd value, 4th value, 6th etc), not drop the start and end values from the list.	Same as E06.FR.13
E07.FR.11	When a <a href="#">TransactionEventRequest</a> has to be created	The Charging Station SHALL set the message's <b>seqNo</b> field as specified in <a href="#">Sequence Number Generation</a> .	This enables the CSMS to track the completeness of transaction information. Same as E01.FR.07
E07.FR.12	<a href="#">SampledDataSignReadings</a> is <i>true</i>	The Charging Station SHALL retrieve signed meter values and put them in the <i>signedMeterValue</i> field of <i>sampledValues</i> .	Same as E02.FR.14

## E08 - Transaction stopped while Charging Station is offline

No.	Type	Description
1	Name	Transaction stopped while Charging Station is offline
2	ID	E08
	Parent use case	<a href="#">E07 - Local Stop Transaction</a>
3	Objective(s)	To enable the EV Driver to stop a transaction while the Charging Station is <i>Offline</i> .
4	Description	<p>This use case describes how an EV Driver can stop a transaction while the Charging Station is <i>Offline</i>. While a transaction is ongoing and the Charging Station is <i>Offline</i>, the EV Driver presents his IdToken, if the Charging Stations knows locally (without asking the CSMS) that this IdToken is allowed to stop the transaction, it will stop the ongoing transaction.</p> <p>When the Charging Station restores the connection with the CSMS, it needs to send the information about this <i>Offline</i> stop transaction to the CSMS.</p>
	Actors	Charging Station, CSMS, EV Driver
	Scenario description	<ol style="list-style-type: none"> <li>1. The EV Driver presents IdToken to stop the transaction.</li> <li>2. When this is the same IdToken as was used to start the transaction, or via the Local Authorization List and / or Authorization Cache the GroupId can be validated: the transaction is stopped.</li> <li>3. The Charging Station stops the energy offer.</li> <li>4. The <a href="#">TransactionEventRequest</a> (<code>eventType = Ended</code>) is stored/queued by the Charging Station.</li> <li>5. The connection between Charging Station and CSMS is restored.</li> <li>6. The Charging Station starts to send queued messages</li> <li>7. The stored <a href="#">TransactionEventRequest</a> is sent, notifying the CSMS about the transaction that was stopped.</li> </ol>
5	Prerequisite(s)	Transaction ongoing and connection lost.
6	Postcondition(s)	Charging Station is in <i>Idle</i> status.
7	Error handling	n/a
8	Remark(s)	<p>groupId check must be done on Local Authorization List and / or Authorization Cache if available.</p> <p>The scenario description and sequence diagram above are based on the Configuration Variable for stop transaction being configured as follows.</p> <p><a href="#">TxStopPoint: ParkingBayOccupancy, EVConnected, Authorized</a></p> <p>This use-case is also valid for other configurations, but then the transaction might stop at another moment, which might change the sequence in which message are sent. For more details see the use case: <a href="#">E06 - Stop Transaction options</a></p>

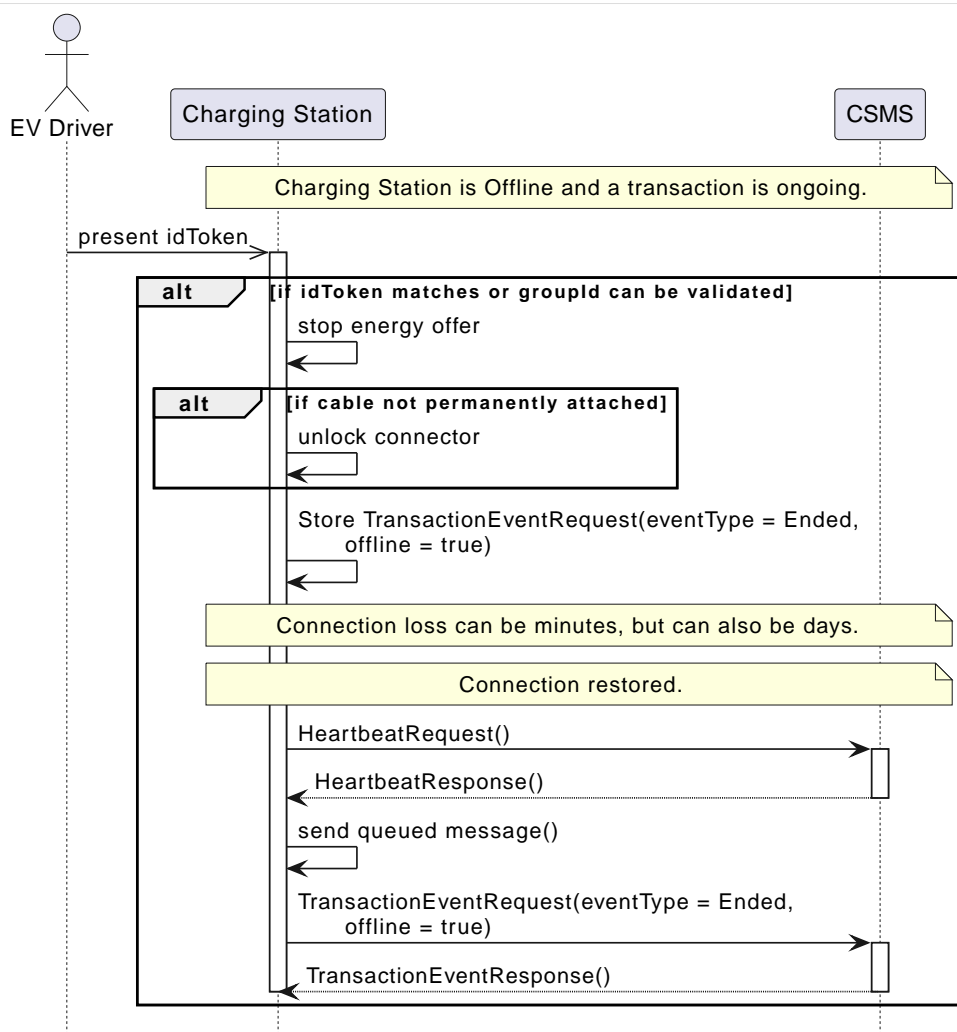


Figure 56. Sequence Diagram: Transaction stopped while Charging Station is offline

## E08 - Transaction stopped while Charging Station is offline - Requirements

Table 68. E08 - Requirements

ID	Precondition	Requirement definition	Note
E08.FR.01	If the IdToken presented is the same as the IdToken used to start the transaction.	The Charging Station SHALL stop the energy offering.	
E08.FR.02	If the IdToken presented has the same GroupId as the IdToken used to start the transaction.	The Charging Station SHALL stop the energy offering.	
E08.FR.03	(E08.FR.01 OR E08.FR.02) AND Cable not permanently attached	The Charging Station SHALL unlock the connector.	
E08.FR.04	(E08.FR.01 OR E08.FR.02)	The Charging Station SHALL "generate" a <a href="#">TransactionEventRequest</a> (eventType = Ended).	
E08.FR.05	When <i>Offline</i> .	The Charging Station MUST queue any <a href="#">TransactionEventRequest</a> messages.	Same as E12.FR.01
E08.FR.06	After the connection is restored.	The Charging Station MUST send queued <a href="#">TransactionEventRequest</a> messages.	E12.FR.02
E08.FR.07		The flag: <i>offline</i> SHALL be set to TRUE for any <a href="#">TransactionEventRequest</a> that occurred while the Charging Station was offline.	E12.FR.02
E08.FR.08	When a <a href="#">TransactionEventRequest</a> has to be created	The Charging Station SHALL set the message's <b>seqNo</b> field as specified in <a href="#">Sequence Number Generation</a> .	This enables the CSMS to track the completeness of transaction information. Same E01.FR.07

ID	Precondition	Requirement definition	Note
E08.FR.09	When configured to send meter data in the <a href="#">TransactionEventRequest</a> ( <code>eventType = Ended</code> ), See: <a href="#">Meter Values - Configuration</a>	The Charging Station SHALL add the configured measurands to the optional <code>meterValue</code> field in the <a href="#">TransactionEventRequest</a> ( <code>eventType = Ended</code> ) sent to the CSMS to provide more details about transaction usage.	
E08.FR.10	E08.FR.09 AND The Charging Station is running low on memory	The Charging Station MAY drop meter data in the <a href="#">TransactionEventRequest</a> ( <code>eventType = Ended</code> ) message.	Same as E06.FR.12
E08.FR.11	E08.FR.10	When dropping meter data, the Charging Station SHALL drop intermediate values first (2nd value, 4th value, 6th etc), not drop the start and end values from the <code>list</code> .	Same as E06.FR.13
E08.FR.12	<a href="#">SampledDataSignReadings</a> is <code>true</code>	The Charging Station SHALL retrieve signed meter values and put them in the <code>signedMeterValue</code> field of <code>sampledValues</code> .	Same as E02.FR.14

## E09 - When cable disconnected on EV-side: Stop Transaction

No.	Type	Description
1	<b>Name</b>	When cable disconnected on EV-side: Stop Transaction
2	<b>ID</b>	E09
	<i>Parent use case</i>	<a href="#">E07 - Local Stop Transaction</a>
3	<b>Objective(s)</b>	To stop an ongoing transaction when the Charging Cable is unplugged on the EV side.
4	<b>Description</b>	<p>This use case covers how a transaction is stopped when the EV Driver unplugs the cable at the EV side. In this use case the Configuration Variable: <code>StopTxOnEVSideDisconnect</code> = true.</p> <p>The Charging Cable is unplugged at the EV side. This is detected by the Charging Station. The Charging Station stops the transaction and sends a <a href="#">TransactionEventRequest</a> to the CSMS. The Charging Cable, if locked and <code>UnlockOnEvSideDisconnect</code> = false, will remain locked at the Charging Station until the EV Driver returns and presents his/hers IdToken. Otherwise it will unlock the cable.</p>
	<i>Actors</i>	Charging Station, CSMS, EV Driver
	<i>Scenario description</i>	<ol style="list-style-type: none"> <li>1. The cable is unplugged at the EV.</li> <li>2. The energy offer is suspended.</li> <li>3. The Charging Station sends <a href="#">TransactionEventRequest</a> (<code>eventType = Ended</code>, <code>stoppedReason = EVDisconnected</code>) to the CSMS.</li> <li>4. The CSMS responds with <a href="#">TransactionEventResponse</a>.</li> <li>5. The EV Driver is authorized and unplugs the cable.</li> <li>6. The Charging Station sends <a href="#">StatusNotificationRequest</a> to the CSMS with the status <i>Available</i>.</li> <li>7. The CSMS responds with <a href="#">StatusNotificationResponse</a>.</li> </ol>
	<i>Alternative scenario(s)</i>	<a href="#">E10 - When cable disconnected on EV-side: Suspend Transaction</a>
5	<b>Prerequisite(s)</b>	<p>Configuration Variable: <code>StopTxOnEVSideDisconnect</code> = true</p> <p>A transaction is ongoing</p>
6	<b>Postcondition(s)</b>	<p><b>Successful postcondition:</b> The Charging Station is in <i>Idle</i> status.</p> <p><b>Failure postcondition:</b> n/a</p>
7	<b>Error handling</b>	n/a
8	<b>Remark(s)</b>	<p>When the Charging Cable is plugged back in, the charging will not resume/continue.</p> <p>The scenario description and sequence diagram above are based on the Configuration Variable for stop transaction being configured as follows. <code>TxStopPoint: Authorized</code></p> <p>This use-case is also valid for other configurations, but then the transaction might stop at another moment, which might change the sequence in which message are sent. For more details see the use case: <a href="#">E06 - Stop Transaction options</a></p>

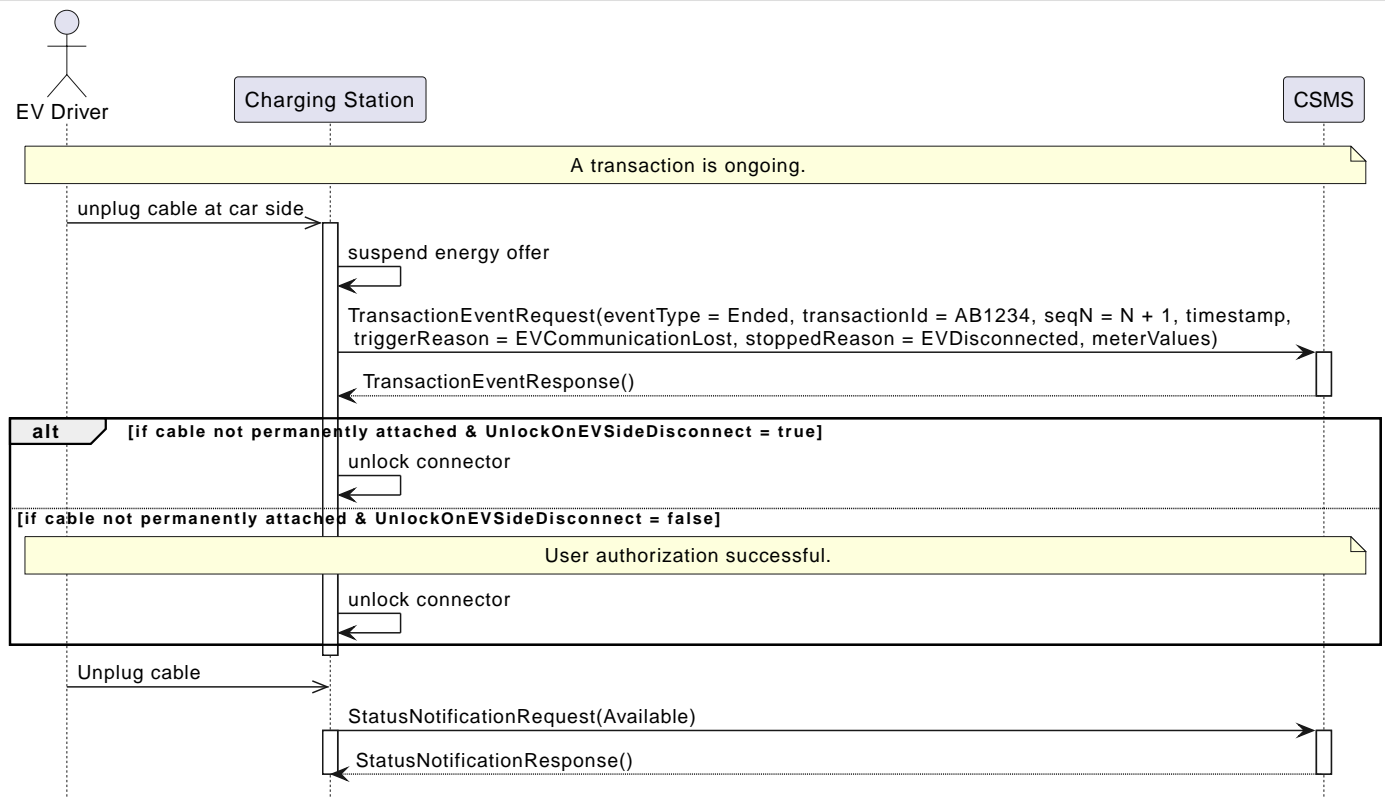


Figure 57. Sequence Diagram: When cable disconnected on EV-side: Stop Transaction

## E09 - When cable disconnected on EV-side: Stop Transaction - Requirements

Table 69. E09 - Requirements

ID	Precondition	Requirement definition	Note
E09.FR.01	If <code>StopTxOnEVSideDisconnect = true</code> .	The transaction SHALL be deauthorized when the cable is disconnected from the EV. If the EV is reconnected, energy transfer is not allowed until the transaction is authorized once again.	Setting <code>StopTxOnEVSideDisconnect</code> to <code>true</code> will prevent sabotage acts when unplugging not locked cables on EV side.
E09.FR.02	E09.FR.01 AND the cable is not permanently attached AND <code>UnlockOnEvSideDisconnect = true</code> .	The Charging Station SHALL unlock the Charging Cable.	
E09.FR.03	E09.FR.01 AND the cable is not permanently attached AND <code>UnlockOnEvSideDisconnect = false</code> .	The Charging Station SHALL unlock the Charging Cable only after authorization by the EV Driver.	
E09.FR.04	When a <code>TransactionEventRequest</code> has to be created	The Charging Station SHALL set the message's <b>seqNo</b> field as specified in <a href="#">Sequence Number Generation</a> .	This enables the CSMS to track the completeness of transaction information. Same as E01.FR.07
E09.FR.05	When configured to send meter data in the <code>TransactionEventRequest</code> ( <code>eventType = Ended</code> ), See: <a href="#">Meter Values - Configuration</a>	The Charging Station SHALL add the configured measurands to the optional <code>meterValue</code> field in the <code>TransactionEventRequest(eventType = Ended)</code> sent to the CSMS to provide more details about transaction usage.	Same as E08.FR.09

ID	Precondition	Requirement definition	Note
E09.FR.06	E09.FR.05 AND The Charging Station is running low on memory	The Charging Station MAY drop meter data in the <code>TransactionEventRequest(eventType = Ended)</code> message.	Same as E06.FR.12
E09.FR.07	E09.FR.06	When dropping meter data, the Charging Station SHALL drop intermediate values first (2nd value, 4th value, 6th etc), not drop the start and end values from the list.	Same as E06.FR.13
E09.FR.08	<code>SampledDataSignReadings</code> is <i>true</i>	The Charging Station SHALL retrieve signed meter values and put them in the <i>signedMeterValue</i> field of <i>sampledValues</i> .	Same as E02.FR.14

## E10 - When cable disconnected on EV-side: Suspend Transaction

No.	Type	Description
1	Name	When cable disconnected on EV-side: Suspend Transaction
2	ID	E10
	Parent use case	<a href="#">E07 - Local Stop Transaction</a>
3	Objective(s)	To suspend an ongoing transaction when the Charging Cable is unplugged on the EV side.
4	Description	<p>This use case covers how a transaction is suspended when the EV Driver unplugs the cable at the EV side. In this use case the Configuration Variable: <code>StopTxOnEVSideDisconnect</code> = false.</p> <p>The Charging Cable is unplugged at the EV side. This is detected by the Charging Station. The Charging Station stops the energy offering (safety), but does not stop the transaction. The Charging Cable, if locked, will remain locked at the Charging Station until the EV Driver returns and presents his/hers IdToken.</p>
	Actors	Charging Station, CSMS, EV Driver
	Scenario description	<p>1. EV Driver unplugs the cable at the EV while a transaction is ongoing. 2. The energy offer is suspended.</p> <p><i>When the EV Driver plugs the cable back in, the transaction is resumed.</i>  <b>A1.</b> The Charging Station sends a <a href="#">TransactionEventRequest</a> (<code>eventType = Updated</code>, <code>trigger = CablePluggedIn</code>)  <b>A2.</b> The CSMS responds with a <a href="#">TransactionEventResponse</a>.</p> <p><i>If cable not permanently attached</i>  <b>B1.</b> The EV Driver is authorized by the Charging Station and/or CSMS to unlock the charging cable.  <b>B2.</b> The cable is unlocked.  <b>B3.</b> The Charging Station sends a <a href="#">TransactionEventRequest</a> (<code>eventType = Ended</code>, <code>trigger = StopAuthorized</code>).  <b>B4.</b> The EV Driver removes the charging cable.  <b>B5.</b> The Charging Station sends a <a href="#">StatusNotificationRequest</a> to the CSMS with the status <a href="#">Available</a>.  <b>B6.</b> The CSMS responds with a <a href="#">StatusNotificationResponse</a>.</p> <p><i>If cable permanently attached</i>  <b>C1.</b> The cable is not plugged in within timeout.  <b>C2.</b> The Charging Station sends a <a href="#">TransactionEventRequest</a> (<code>eventType = Ended</code>, <code>trigger = EVCommunicationLost</code>, <code>stoppedReason = EVDisconnected</code>).  <b>C3.</b> The Charging Station sends a <a href="#">StatusNotificationRequest</a> to the CSMS with the status <a href="#">Available</a>.  <b>C4.</b> The CSMS responds with a <a href="#">StatusNotificationResponse</a>.</p>
	Alternative scenario(s)	<a href="#">E09 - When cable disconnected on EV-side: Stop Transaction</a>
5	Prerequisite(s)	Configuration Variable: <code>StopTxOnEVSideDisconnect</code> = false A transaction is ongoing
6	Postcondition(s)	<p><b>Successful postcondition:</b>  The Charging Station is in <i>Idle</i> status.  The regular transaction is resumed.</p> <p><b>Failure postcondition:</b>  n/a</p>
7	Error handling	n/a

No.	Type	Description
8	Remark(s)	<p>When the Charging Cable is plugged back in, the charging is resumed.</p> <p>When the cable is permanently attached and the cable is not plugged in within a certain timeout, the Charging Station stops the transaction. This timeout is not defined by OCPP, it is left to the implementor of the Charging Station.</p> <p>The scenario description and sequence diagram above are based on the Configuration Variable for stop transaction being configured as follows.</p> <p><a href="#">TxStopPoint: ParkingBayOccupancy, Authorized</a></p> <p>This use-case is also valid for other configurations, but then the transaction might stop at another moment, which might change the sequence in which message are sent. For more details see the use case: <a href="#">E06 - Stop Transaction options</a></p> <p>The combination of <a href="#">StopTxOnEVSideDisconnect</a> = <b>false</b> (transaction remains authorized) together with <a href="#">UnlockOnEVSideDisconnect</a> = <b>true</b> (charging station side is unlocked when EV side is unlocked) is not specified and behavior is undefined.</p>

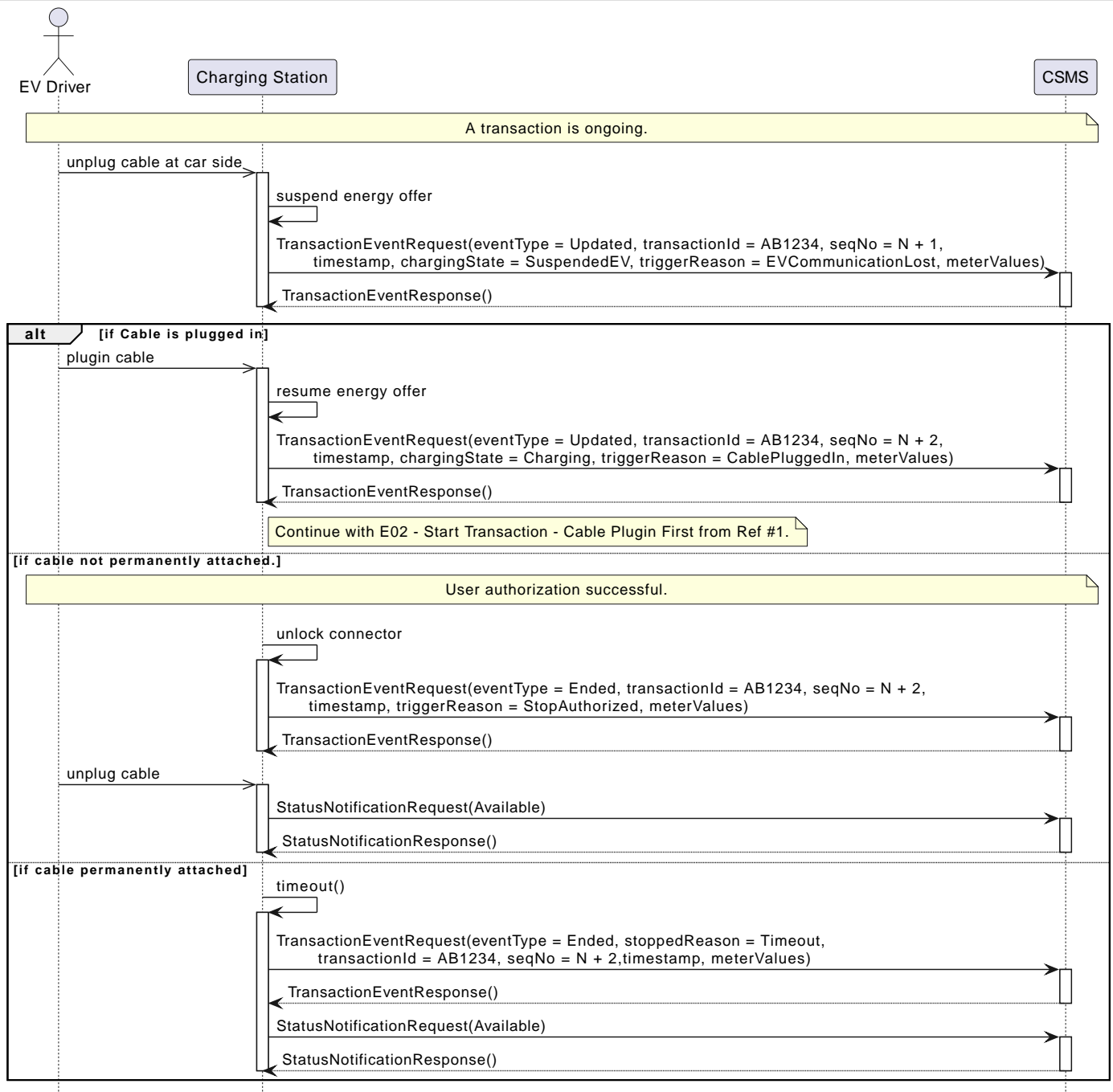


Figure 58. Sequence Diagram: When cable disconnected on EV-side: Suspend Transaction

## E10 - When cable disconnected on EV-side: Suspend Transaction - Requirements

Table 70. E10 - Requirements

ID	Precondition	Requirement definition	Note
E10.FR.01	If <code>StopTxOnEVSideDisconnect</code> = false AND Cable not permanently attached	The Connector SHALL remain locked at the Charging Station until the EV Driver presents the IdToken.	
E10.FR.02	If <code>StopTxOnEVSideDisconnect</code> = false AND Cable permanently attached AND Cable not plugged in within timeout	The Charging Station SHALL deauthorize the transaction.	
E10.FR.03	When a <code>TransactionEventRequest</code> has to be created	The Charging Station SHALL set the message's <b>seqNo</b> field as specified in <a href="#">Sequence Number Generation</a> .	This enables the CSMS to track the completeness of transaction information. Same as E01.FR.07

ID	Precondition	Requirement definition	Note
E10.FR.04	When configured to send meter data in the <a href="#">TransactionEventRequest(eventType = Ended)</a> , See: <a href="#">Meter Values - Configuration</a>	The Charging Station SHALL add the configured measurands to the optional meterValue field in the <a href="#">TransactionEventRequest(eventType = Ended)</a> sent to the CSMS to provide more details about transaction usage.	Same as E08.FR.09
E10.FR.05	E10.FR.04 AND The Charging Station is running low on memory	The Charging Station MAY drop meter data in the <a href="#">TransactionEventRequest(eventType = Ended)</a> message.	Same as E06.FR.12
E10.FR.06	E10.FR.05	When dropping meter data, the Charging Station SHALL drop intermediate values first (2nd value, 4th value, 6th etc), not drop the start and end values from the list.	Same as E06.FR.13
E10.FR.07	<a href="#">SampledDataSignReadings</a> is true	The Charging Station SHALL retrieve signed meter values and put them in the <i>signedMeterValue</i> field of sampledValues.	Same as E02.FR.14

## E11 - Connection Loss During Transaction

No.	Type	Description
1	Name	Connection Loss During Transaction
2	ID	E11
3	Objective(s)	To enable a Charging Station to continue a transaction while the Charging Station loses its connection
4	Description	This use cases describes how a Charging Station can continue an ongoing transaction while losing and regaining the connection with the CSMS.
	Actors	Charging Station, CSMS
	Scenario description	<ol style="list-style-type: none"> <li>1. The connection of the Charging Station is lost, while a transaction is ongoing.</li> <li>2. The transaction events of the Charging Station are stored.</li> <li>3. The connection with the CSMS is restored.</li> <li>4. The Charging Station sends the stored transaction events to the CSMS using <a href="#">TransactionEventRequest</a> (offline = TRUE).</li> <li>5. The Charging Station resumes regular communication.</li> </ol>
	Alternative scenario(s)	<a href="#">E04 - Offline Start Transaction</a>
5	Prerequisite(s)	Transaction ongoing and connection lost.
6	Postcondition(s)	<b>Successful postcondition:</b> The Charging Station resumes regular communication. <b>Failure postcondition:</b> n/a
7	Error handling	n/a
8	Remark(s)	n/a

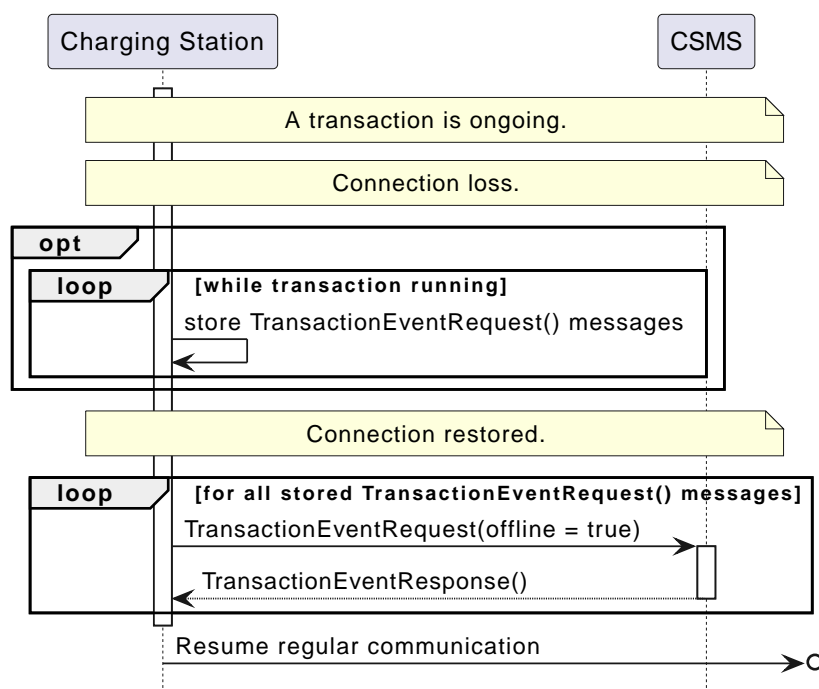


Figure 59. Sequence Diagram: Connection Loss During Transaction

## E11 - Connection Loss During Transaction - Requirements

Table 71. E11 - Requirements

ID	Precondition	Requirement definition
E11.FR.01	When Offline	The Charging Station MUST queue all <a href="#">TransactionEventRequest</a> messages, that it would have sent to the CSMS if the Charging Station had been online. (Same as E12.FR.01)

ID	Precondition	Requirement definition
E11.FR.02	After the connection is restored.	The Charging Station MUST send queued <a href="#">TransactionEventRequest</a> messages with the flag <i>offline</i> set to TRUE. (Same as E12.FR.02)
E11.FR.03	When configured to send meter data in the <a href="#">TransactionEventRequest(eventType = Updated)</a> , See: <a href="#">Meter Values - Configuration</a>	The Charging Station SHALL add the configured measurands to the optional meterValue field in the <a href="#">TransactionEventRequest(eventType = Updated)</a> sent to the CSMS to provide more details during the transaction. (Same as J02.FR.11)
E11.FR.04	E11.FR.03 AND <i>Offline</i> AND The Charging Station is running low on memory	The Charging Station MAY drop <a href="#">TransactionEventRequest(eventType = Updated)</a> messages. (Same as J02.FR.12)
E11.FR.05	E11.FR.04	When dropping <a href="#">TransactionEventRequest(eventType = Updated)</a> messages, the Charging Station SHALL drop intermediate messages first (2nd message, 4th message, 6th message etc.), not start dropping messages from the start or stop adding messages to the queue. (Same as J02.FR.13)
E11.FR.06	E11.FR.03 AND Amount of meter data is too much for 1 <a href="#">TransactionEventRequest(eventType = Updated)</a>	The Charging Station MAY split the meter data over multiple <a href="#">TransactionEventRequest(eventType = Updated)</a> messages with the same <i>timestamp</i> . (Same as J02.FR.14)
E11.FR.07		If the Charging Station goes offline, every message that is still in the queue SHALL be set <i>Offline</i> .
E11.FR.08	<a href="#">SampledDataSignReadings</a> is <i>true</i>	The Charging Station SHALL retrieve signed meter values and put them in the <i>signedMeterValue</i> field of <i>sampledValues</i> . (Same as E02.FR.14)

## E12 - Inform CSMS of an Offline Occurred Transaction

No.	Type	Description
1	Name	Inform CSMS of an Offline Occurred Transaction
2	ID	E12
3	Objective(s)	To enable the Charging Station to inform the CSMS that a transaction occurred while the Charging Station was <i>Offline</i> .
4	Description	This use case covers how the Charging Station starts and stops a transaction since connection loss.
	Actors	Charging Station, CSMS
	Scenario description	<ol style="list-style-type: none"> <li>1. The connection with the CSMS is restored.</li> <li>2. The Charging Station sends a Heartbeat message to the CSMS.</li> <li>3. The Charging Station sends <a href="#">TransactionEventRequest</a> (<code>eventType = Started</code>, <code>offline = TRUE</code>) to the CSMS.</li> <li>4. The CSMS responds with <a href="#">TransactionEventResponse</a>, accepting the transaction.</li> <li>5. The Charging Station sends <a href="#">TransactionEventRequest</a> (<code>eventType = Updated</code>, <code>offline = TRUE</code>)</li> <li>6. The CSMS responds with <a href="#">TransactionEventResponse</a>.</li> <li>7. The Charging Station sends <a href="#">TransactionEventRequest</a> (<code>eventType = Ended</code>, <code>offline = TRUE</code>)</li> <li>8. The CSMS responds with <a href="#">TransactionEventResponse</a>.</li> </ol>
5	Prerequisite(s)	At least one <i>Offline</i> transaction has taken place.
6	Postcondition(s)	<b>Successful postcondition:</b> The CSMS has processed all transactions that occurred <i>Offline</i> . <b>Failure postcondition:</b> n/a
7	Error handling	n/a
8	Remark(s)	n/a

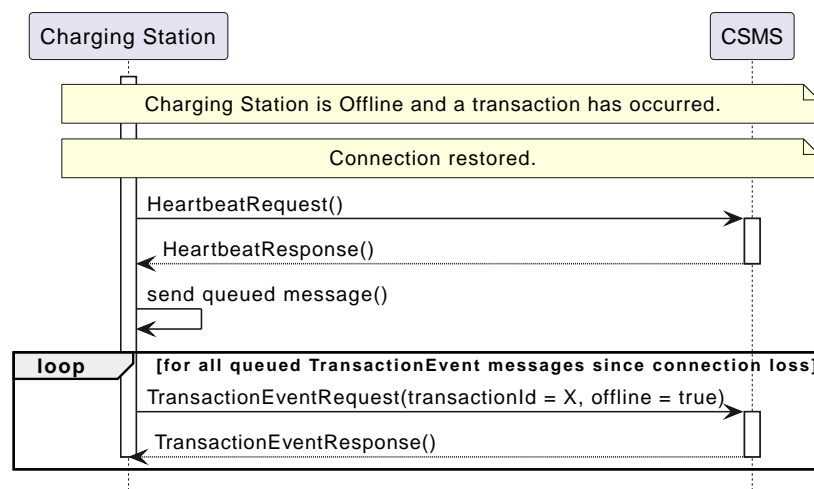


Figure 60. Sequence Diagram: Inform CSMS of an Offline Occurred Transaction

## E12 - Inform CSMS of an Offline Occurred Transaction - Requirements

Table 72. E12 - Requirements

ID	Precondition	Requirement definition
E12.FR.01	When <i>Offline</i>	The Charging Station <b>MUST</b> queue all <a href="#">TransactionEventRequest</a> messages, that it would have sent to the CSMS if the Charging Station had been online.
E12.FR.02	After the connection is restored.	The Charging Station <b>MUST</b> send queued <a href="#">TransactionEventRequest</a> messages with the flag <i>offline</i> set to <b>TRUE</b> .

ID	Precondition	Requirement definition
E12.FR.03	When configured to send meter data in the <a href="#">TransactionEventRequest(eventType = Updated)</a> , See: <a href="#">Meter Values - Configuration</a>	The Charging Station SHALL add the configured measurands to the optional meterValue field in the <a href="#">TransactionEventRequest(eventType = Updated)</a> sent to the CSMS to provide more details during the transaction. (Same as J02.FR.11)
E12.FR.04	E12.FR.03 AND <i>Offline</i> AND The Charging Station is running low on memory	The Charging Station MAY drop <a href="#">TransactionEventRequest(eventType = Updated)</a> messages. (Same as J02.FR.12)
E12.FR.05	E12.FR.04	When dropping <a href="#">TransactionEventRequest(eventType = Updated)</a> messages, the Charging Station SHALL drop intermediate messages first (2nd message, 4th message, 6th message etc.), not start dropping messages from the start or stop adding messages to the queue. (Same as J02.FR.13)
E12.FR.06	E12.FR.03 AND Amount of meter data is too much for 1 <a href="#">TransactionEventRequest(eventType = Updated)</a>	The Charging Station MAY split the meter data over multiple <a href="#">TransactionEventRequest(eventType = Updated)</a> messages with the same <i>timestamp</i> . (Same as J02.FR.14)
E12.FR.07	When configured to send meter data in the <a href="#">TransactionEventRequest(eventType = Ended)</a> , See: <a href="#">Meter Values - Configuration</a>	The Charging Station SHALL add the configured measurands to the optional meterValue field in the <a href="#">TransactionEventRequest(eventType = Ended)</a> sent to the CSMS to provide more details about transaction usage. (Same as E08.FR.09)
E12.FR.08	E12.FR.07 AND The Charging Station is running low on memory	The Charging Station MAY drop meter data in the <a href="#">TransactionEventRequest(eventType = Ended)</a> message. (Same as E06.FR.12)
E12.FR.09	E12.FR.08	When dropping meter data, the Charging Station SHALL drop intermediate values first (2nd value, 4th value, 6th etc), not drop the start and end values from the list. (Same as E06.FR.13)
E12.FR.10	<a href="#">SampledDataSignReadings</a> is <i>true</i>	The Charging Station SHALL retrieve signed meter values and put them in the <i>signedMeterValue</i> field of <i>sampledValues</i> . (Same as E06.FR.14)

## E13 - Transaction-related message not accepted by CSMS

No.	Type	Description
1	Name	Transaction-related message not accepted by CSMS
2	ID	E13
3	Objective(s)	To define how a Charging Station shall handle not accepted messages.
4	Description	There are a situations/issues why a CSMS might not accept a transaction related message, or does not reply within the MessageTimeout. Most are error scenarios. When something like this happens, the Charging Station SHALL retry the messages a couple of times.
	Actors	Charging Station, CSMS
	Scenario description	<ol style="list-style-type: none"> <li>1. The Charging Station sends a transaction-related message to the CSMS.</li> <li>2. The message is not accepted and <code>MessageAttemptsTransactionEvent</code> not reached.</li> <li>3. The Charging Station waits the number of preceding transmissions of this same message times <code>MessageAttemptIntervalTransactionEvent</code> seconds.</li> <li>4. The Charging Station resends the transaction-related message to the CSMS.</li> </ol>
5	Prerequisite(s)	n/a
6	Postcondition(s)	<p><b>Successful postcondition:</b>  <code>MessageAttemptsTransactionEvent</code> is <i>not</i> reached AND the transaction-related message is accepted. <code>MessageAttemptsTransactionEvent</code> is reached AND the transaction-related message is disposed.</p> <p><b>Failure postcondition:</b>  <code>MessageAttemptsTransactionEvent</code> is <i>not</i> reached AND the transaction-related message is disposed. <code>MessageAttemptsTransactionEvent</code> is reached AND the transaction-related message is not disposed and still being re-sent.</p>
7	Error handling	n/a
8	Remark(s)	This use case describes the expected behaviour when the CSMS does not accept a message, or does not reply within the message timeout, this is different from a situation where the communication between Charging Station and CSMS is <i>Offline</i> .

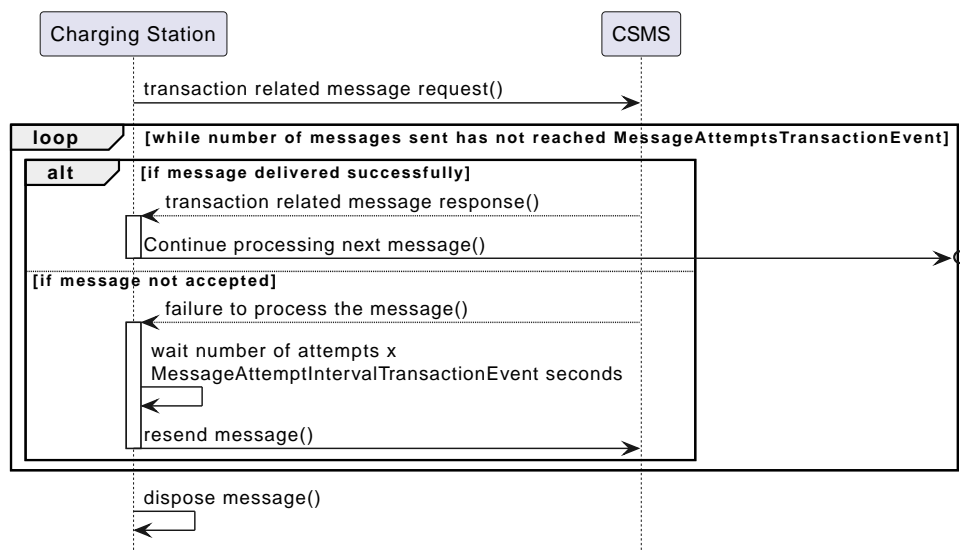


Figure 61. Sequence Diagram: Transaction-related message not accepted by CSMS

## E13 - Transaction-related message not accepted by CSMS - Requirements

Table 73. E13 - Requirements

ID	Precondition	Requirement definition
E13.FR.01		The number of times and the interval with which the Charging Station should retry such failed transaction-related messages MAY be configured using the <code>MessageAttemptsTransactionEvent</code> and <code>MessageAttemptIntervalTransactionEvent</code> Configuration Variables.

ID	Precondition	Requirement definition
E13.FR.02	When the Charging Station encounters a first failure to deliver a certain transaction-related message.	The Charging Station SHALL send this message again as long as it keeps resulting in a failure to process this message and it has not yet encountered as many failures to process this message for this message as specified in its <a href="#">MessageAttemptsTransactionEvent</a> Configuration Variable.
E13.FR.03	The CSMS does not accept a transaction-related message.	The Charging Station SHALL wait as many seconds as specified in its <a href="#">MessageAttemptIntervalTransactionEvent</a> key, multiplied by the number of preceding transmissions of this same message.
E13.FR.04	If the final attempt fails.	The Charging Station SHALL discard the message and continue with the next transaction-related message, if there is any.

## E13 - Transaction-related message not accepted by CSMS - Example

As an example, consider a Charging Station that has the value "3" for the [MessageAttemptsTransactionEvent](#) Configuration Variable and the value "60" for the [MessageAttemptIntervalTransactionEvent](#) Configuration Variable. It sends a [TransactionEventRequest](#) message and detects a failure to process the message in the CSMS. The Charging Station SHALL wait for 60 seconds, and resend the message. In the case when there is a second failure, the Charging Station SHALL wait for 120 seconds, before resending the message. If this final attempt fails, the Charging Station SHALL discard the message and continue with the next transaction-related message, if there is any.

## E14 - Check transaction status

No.	Type	Description
1	Name	Check transaction status
2	ID	E14
3	Objective(s)	To enable the CSMS to request the status of a transaction and to find out whether there are queued transaction-related messages.
4	Description	There are scenarios where a CSMS needs to know whether there are still messages for a transaction that need to be delivered. For example: A CSMS receives a <a href="#">TransactionEventRequest (eventType = Ended)</a> , it wants to start the billing process for this transaction but detects it is still missing some intermediate messages (it can check this via the sequence number in the messages). It can ask if the Charging Station has still messages in the queue for this transaction with the <a href="#">GetTransactionStatusRequest</a> specifying the transactionId. Depending on the result the CSMS might for example: wait for the messages to be delivered, or start the billing process without the information. It may also need to know whether a transaction is still ongoing. If the CSMS wants to know if there are transaction-related messages in the queue at all (not just for a specific transaction), it can send a <a href="#">GetTransactionStatusRequest</a> without a transactionId.
	Actors	CSMS, Charging Station
	Scenario description	<ol style="list-style-type: none"> <li>1. The CSMS sends a <a href="#">GetTransactionStatusRequest</a> with or without a transactionId to the Charging Station.</li> <li>2. The Charging Station responds with a <a href="#">GetTransactionStatusResponse</a>.</li> </ol>
5	Prerequisites	The CSMS knows the transactionId of a transaction it wants to know the status of.
6	Postcondition(s)	<b>Successful postcondition:</b> The CSMS knows the status of the requested transaction. <b>Failure postcondition:</b> The CSMS does not know the status of the requested transaction.
7	Error Handling	n/a
8	Remarks	When the CSMS receives a <a href="#">GetTransactionStatusResponse</a> with both fields ( <i>ongoingIndicator</i> and <i>messagesInQueue</i> ) set to false, this might mean that the transaction is finished and there are no more messages in the queue for this transaction, or the Charging Station doesn't know anything about this transaction (anymore).

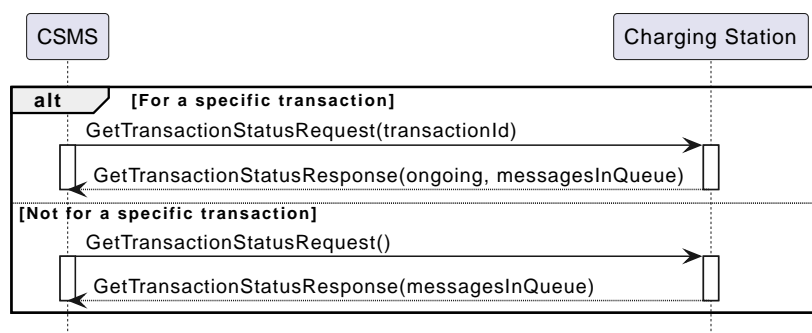


Figure 62. Sequence Diagram: Check transaction status

## E14 - Check transaction status - Requirements

ID	Precondition	Requirements
E14.FR.01	The Charging Station receives a <a href="#">GetTransactionStatusRequest</a> with a transactionId AND It did not do a transaction with that transactionId	The Charging Station SHALL respond with <i>ongoingIndicator</i> = false AND <i>messagesInQueue</i> = false.
E14.FR.02	The Charging Station receives a <a href="#">GetTransactionStatusRequest</a> with a transactionId AND The transaction with that transactionId has not stopped yet	The Charging Station's response SHALL have <i>ongoingIndicator</i> = true.

ID	Precondition	Requirements
E14.FR.03	The Charging Station receives a <a href="#">GetTransactionStatusRequest</a> with a transactionId AND The transaction with that transactionId has stopped	The Charging Station's response SHALL have <i>ongoingIndicator</i> = false.
E14.FR.04	The Charging Station receives a <a href="#">GetTransactionStatusRequest</a> with a transactionId AND It has transaction-related messages to be delivered about the transaction with that transactionId	The Charging Station's response SHALL have <i>messagesInQueue</i> = true.
E14.FR.05	The Charging Station receives a <a href="#">GetTransactionStatusRequest</a> with a transactionId AND It has no transaction-related messages to be delivered about the transaction with that transactionId	The Charging Station's response SHALL have <i>messagesInQueue</i> = false.
E14.FR.06	The Charging Station receives a <a href="#">GetTransactionStatusRequest</a> without a transactionId	The Charging Station's response SHALL NOT have <i>ongoingIndicator</i> set.
E14.FR.07	The Charging Station receives a <a href="#">GetTransactionStatusRequest</a> without a transactionId AND It has transaction-related messages to be delivered	The Charging Station's response SHALL have <i>messagesInQueue</i> = true.
E14.FR.08	The Charging Station receives a <a href="#">GetTransactionStatusRequest</a> without a transactionId AND It has no transaction-related messages to be delivered	The Charging Station's response SHALL have <i>messagesInQueue</i> = false.

## 2.2. Interrupting and Stopping Charging

### E15 - End of charging process

No.	Type	Description
1	Name	End of charging process.
2	ID	E15
	Reference	<a href="#">ISO15118-1</a> H1 - End of charging process
3	Objective(s)	See <a href="#">ISO15118-1</a> , use case Objective H1, page 44.
4	Description	See <a href="#">ISO15118-1</a> , use case Description H1, page 44.
	Actors	EV, Charging Station, EV Driver
	Scenario description	See <a href="#">ISO15118-1</a> , use case Description H1, Basic elementary use case description, first 5 bullets and last 2 remarks, page 44.  6. The EV driver unplugs the cable from the EV 7. The Charging Station sends a <a href="#">TransactionEventRequest</a> with eventType <i>eventType</i> = <i>Ended</i> to the CSMS.
5	Prerequisites	See <a href="#">ISO15118-1</a> , use case Prerequisites H1, page 44.
6	Postcondition(s)	The CSMS has received all relevant information about the transaction.  See <a href="#">ISO15118-1</a> , use case End Conditions H1, page 44.
7	Error handling	n/a

No.	Type	Description
8	Remark(s)	<p>See <a href="#">ISO15118-1</a>, use case Requirements H1, page 44 for the trigger.</p> <p>The scenario description and sequence diagram above are based on the Configuration Variable for stop transaction being configured as follows.</p> <p><a href="#">TxStopPoint</a>: <a href="#">ParkingBayOccupancy</a>, <a href="#">EVConnected</a>, <a href="#">Authorized</a>, <a href="#">PowerPathClosed</a></p> <p>This use-case is also valid for other configurations, but then the transaction might stop at another moment, which might change the sequence in which message are sent. For more details see the use case: <a href="#">E06 - Stop Transaction options</a></p>

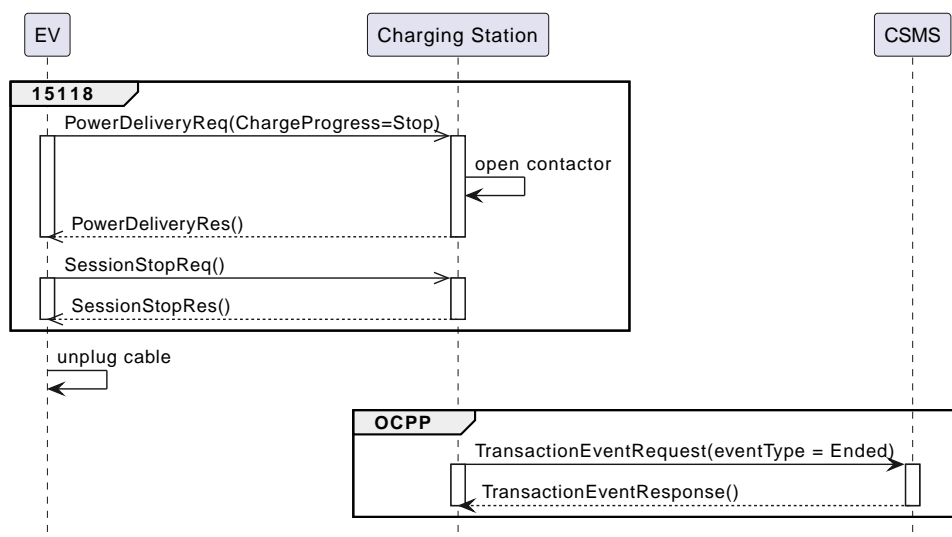


Figure 63. End of charging process

Source: [ISO15118-1](#)

## E15 - End of charging process - Requirements

Table 74. E15 - Requirements

ID	Precondition	Requirement definition
E15.FR.01	When configured to send meter data in the <a href="#">TransactionEventRequest (eventType = Ended)</a> , See: <a href="#">Meter Values - Configuration</a>	The Charging Station SHALL add the configured measurands to the optional meterValue field in the <a href="#">TransactionEventRequest (eventType = Ended)</a> sent to the CSMS to provide more details about transaction usage. (Same as E08.FR.09)
E15.FR.02	E15.FR.01 AND The Charging Station is running low on memory	The Charging Station MAY drop meter data in the <a href="#">TransactionEventRequest(eventType = Ended)</a> message. (Same as E06.FR.12)
E15.FR.03	E15.FR.02	When dropping meter data, the Charging Station SHALL drop intermediate values first (2nd value, 4th value, 6th etc), not drop the start and end values from the list. (Same as E06.FR.13)
E15.FR.04	When <a href="#">TxStopPoint</a> contains "Authorized" or "PowerPathClosed" or "EnergyTransfer" AND Charging Station has not yet sent a <a href="#">TransactionEventRequest</a> with <i>triggerReason</i> = <i>StopAuthorized</i> when it receives a ISO 15118 SessionStopReq(Terminate) message from the EV	Charging Station SHALL send a <a href="#">TransactionEventRequest</a> message with <i>eventType</i> = <i>Ended</i> and <i>triggerReason</i> = <i>StopAuthorized</i> and <i>stoppedReason</i> = <i>StoppedByEV</i> to inform the CSMS that the charging transaction has been stopped (by the EV).
E15.FR.05	When <a href="#">TxStopPoint</a> does not contain "Authorized" or "PowerPathClosed" or "EnergyTransfer" AND Charging Station has not yet sent a <a href="#">TransactionEventRequest</a> with <i>triggerReason</i> = <i>StopAuthorized</i> when it receives a ISO 15118 SessionStopReq(Terminate) message from the EV	Charging Station SHALL send a <a href="#">TransactionEventRequest</a> message with <i>eventType</i> = <i>Updated</i> and <i>triggerReason</i> = <i>StopAuthorized</i> to inform the CSMS that the authorization has ended.

# F. Remote Control

---

# Introduction

This Functional Block describes three types of use cases for remote control management from the CSMS:

1. Remote Transaction Control. These use cases describe the functionality which enable the CSO (or indirect a third party) to start/stop a transaction with a remote command.
2. Unlocking a Connector. These use cases describe the functionality that enables the CSO (or indirect a third party) to unlock the Connector with a remote command. This can for example be used to assist customers when they have problems unplugging their cable.
3. Remote Trigger. These use cases describe all the remote trigger functionality of OCPP. This functionality enables remote triggering of messages. For example, requesting messages to be resend or request current status of some ongoing processes in the Charging Station.

# Use cases & Requirements

## Remote Transaction Control

### F01 - Remote Start Transaction - Cable Plugin First

No.	Type	Description
1	Name	Remote Start Transaction - Cable Plugin First
2	ID	F01
3	Objective(s)	<ol style="list-style-type: none"> <li>1. To remotely start a transaction by the CSMS.</li> <li>2. To enable a CSO to help an EV Driver that has problems starting a transaction.</li> <li>3. To enable third parties (e.g. mobile apps) to control charging transactions via the CSMS.</li> </ol>
4	Description	This use case describes how the CSMS remotely requests the Charging Station to start a transaction by sending <a href="#">RequestStartTransactionRequest</a> . Upon receipt, the Charging Station responds with <a href="#">RequestStartTransactionResponse</a> and a status indicating whether it is able to try to start a transaction or not.
	Actors	Charging Station, CSMS, CSO
	Scenario description	<ol style="list-style-type: none"> <li>1. The EV Driver plugs in the cable at the Charging Station.</li> <li>2. The Charging Station sends a <a href="#">StatusNotificationRequest</a> to the CSMS to inform it about a Connector that became <i>Occupied</i>.</li> <li>3. The CSMS responds with a <a href="#">StatusNotificationResponse</a>, confirming that the <a href="#">StatusNotificationRequest</a> was received.</li> <li>4. The Charging Station sends a <a href="#">TransactionEventRequest</a> (<i>eventType = Started</i>) notifying the CSMS about a transaction that has started (even when the driver is not yet known.)</li> <li>5. The CSMS responds with a <a href="#">TransactionEventResponse</a>, confirming that the <a href="#">TransactionEventRequest</a> was received.</li> <li>6. An external trigger (as example in this use case: EV Driver) triggers the remote start.</li> <li>7. The CSMS sends a <a href="#">RequestStartTransactionRequest</a> to the Charging Station.</li> <li>8 The Charging Station responds with a <a href="#">RequestStartTransactionResponse</a> with the <i>transactionId</i> of the already started transaction to the CSMS.</li> <li>9. Optionally: the EV Driver is authorized by the CSMS.</li> <li>10. The Charging Station sends a <a href="#">TransactionEventRequest</a> (<i>eventType = Updated, chargingState = Charging</i>) message to inform the CSMS that the charging has started.</li> </ol>
	Alternative scenario(s)	Remote Start Transaction - Remote Start First <a href="#">F02 - Remote Start Transaction - Remote Start First</a>
5	Prerequisite(s)	Charging Cable plugged in first.
6	Postcondition(s)	The Charging Station offers energy. If the value of <a href="#">AuthorizeRemoteStart</a> is <i>true</i> , the Charging Station will only offer energy when it successfully authorized the <i>IdToken</i> , using <a href="#">Local Authorization List</a> , <a href="#">Authorization Cache</a> and/or an <a href="#">AuthorizeRequest</a> .
7	Error handling	n/a
8	Remark(s)	<p>An external trigger can be e.g. a Charging Station Operator or an EV Driver app.</p> <p>The <a href="#">RequestStartTransactionResponse</a> contains a status which indicates whether the Charging Station has accepted the request and will attempt to start a transaction.</p> <p>The CSMS is allowed to send a <a href="#">RequestStartTransactionRequest</a> with <i>IdTokenType</i> of type: <a href="#">NoAuthorization</a>. The operator should be aware that if the Charging Station supports local stop transaction, this transaction can be stopped by anyone.</p> <p>The scenario description and sequence diagram above are based on the Configuration Variable for start transaction being configured as follows:  <a href="#">TxStartPoint</a>: <a href="#">EVConnected</a></p> <p>This use-case is also valid for other configurations, but then the transaction might start/stop at another moment, which might change the sequence in which message are send. For more details see the use cases: <a href="#">E01 - Start Transaction options</a>.</p>

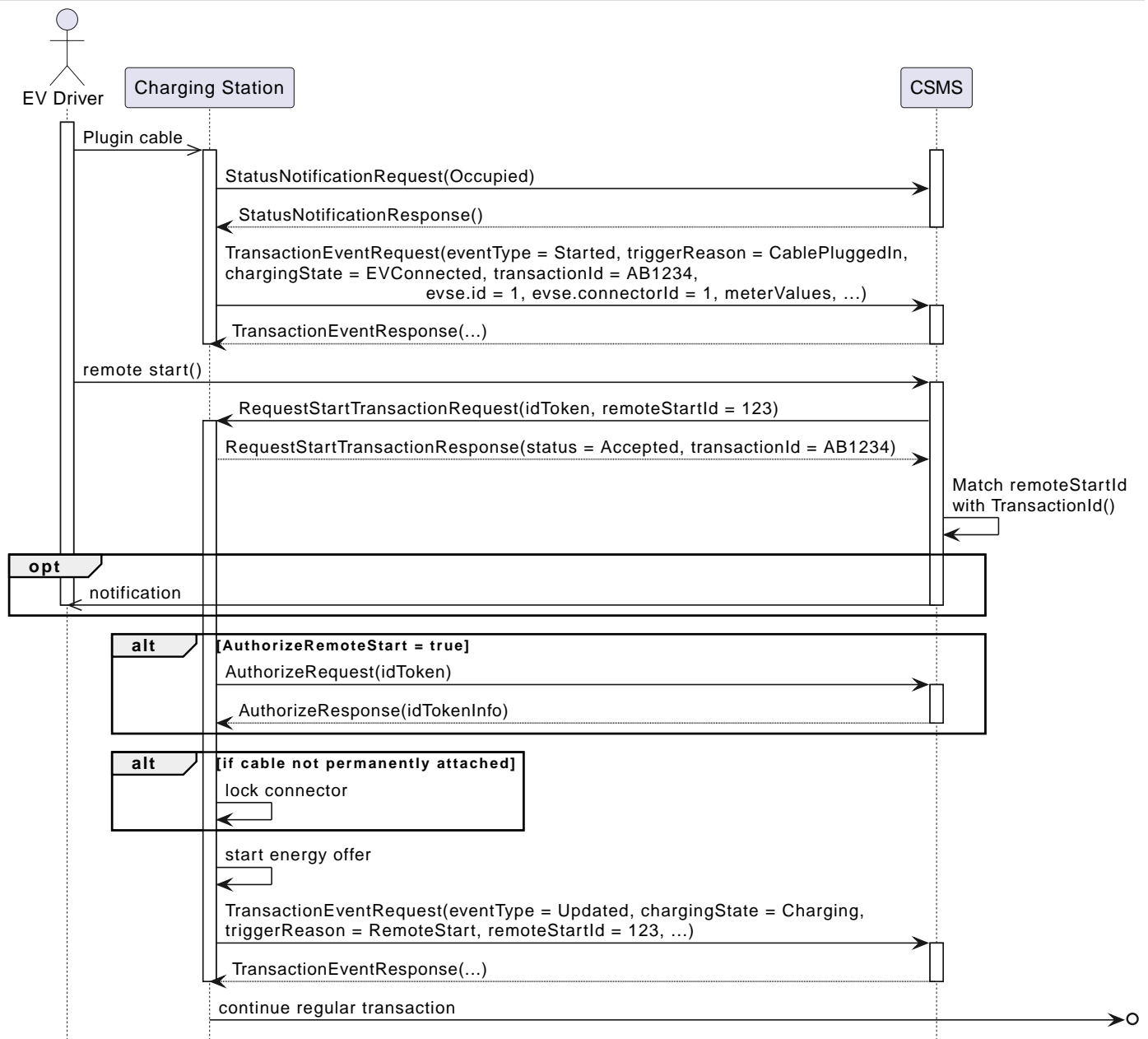


Figure 64. Sequence Diagram: Remote Start Transaction - Cable Plugged in First

## F01 - Remote Start Transaction - Cable Plugin First - Requirements

Table 75. F01 - Requirements

ID	Precondition	Requirement definition	Note
F01.FR.01	Charging Station receives a <a href="#">RequestStartTransactionRequest</a> AND ( <a href="#">AuthorizeRemoteStart</a> = true AND <a href="#">idToken.type</a> is NOT Central or NoAuthorization)	The Charging Station SHALL behave as if in response to a local action at the Charging Station to allow energy transfer after successful authorization of the IdToken given in <a href="#">RequestStartTransactionRequest</a> message.	Charging Station will first respond to the request and then try to authorize the IdToken, using the Local Authorization List, Authorization Cache and/or an <a href="#">AuthorizeRequest</a> . Energy transfer is only allowed after authorization was obtained.

ID	Precondition	Requirement definition	Note
F01.FR.02	Charging Station receives a <a href="#">RequestStartTransactionRequest</a> AND ( <a href="#">AuthorizeRemoteStart</a> = false OR <i>idToken.type</i> is Central or NoAuthorization)	The Charging Station SHALL allow energy transfer for the IdToken given in <a href="#">RequestStartTransactionRequest</a> message without checking authorization.	Charging Station will first respond to the request, and send a <a href="#">TransactionEventRequest</a> with the idToken to the CSMS, and the CSMS will check the authorization status of the IdToken when processing this <a href="#">TransactionEventRequest</a> .
F01.FR.03	F01.FR.01 OR F01.FR.02	The Charging Station SHALL send a <a href="#">TransactionEventRequest</a> to the CSMS, and the CSMS will check the authorization status of the IdToken when processing this <a href="#">TransactionEventRequest</a> .	If CSMS returns an authorization status that is not <i>Accepted</i> , then Charging Station must stop energy transfer as per use case E05.
F01.FR.04		<a href="#">RequestStartTransactionRequest</a> SHALL contain an IdToken, which Charging Station SHALL use, if it is able to start a transaction, in the <a href="#">TransactionEventRequest</a> sent to the CSMS.	
F01.FR.05		The transaction SHALL be started in the same way as described in <a href="#">E02 - Start Transaction - Cable Plugin First</a> .	
F01.FR.06		<a href="#">RequestStartTransactionRequest</a> MAY contain an evseld if the transaction is to be started on a specific EVSE.	When no evseld is provided, the Charging Station is in control of the EVSE selection.
F01.FR.07	If the <a href="#">RequestStartTransactionRequest</a> does not contain an evseld.	The Charging Station MAY reject the <a href="#">RequestStartTransactionRequest</a> .	
F01.FR.08		The CSMS MAY include a ChargingProfile in the <a href="#">RequestStartTransactionRequest</a> .	
F01.FR.09	F01.FR.08	The purpose of this <a href="#">ChargingProfile</a> SHALL be set to <a href="#">TxProfile</a> .	
F01.FR.10	F01.FR.08	The Charging Station SHALL use this <a href="#">ChargingProfile</a> for the transaction that is started by this <a href="#">RequestStartTransactionRequest</a> .	
F01.FR.11	F01.FR.08	The transactionId in the <a href="#">ChargingProfile</a> SHALL NOT be set.	
F01.FR.12	If a Charging Station without support for Smart Charging receives a <a href="#">RequestStartTransactionRequest</a> with a <a href="#">ChargingProfile</a> .	The Charging Station SHALL ignore the specified <a href="#">ChargingProfile</a> .	The device model variable <a href="#">SmartChargingCtrlr.Enabled</a> tells CSMS whether smart charging is supported.
F01.FR.13	When a transaction is created on the Charging Station, but has not been authorized. AND <a href="#">RequestStartTransactionRequest</a> is received.	The Charging Station SHALL return the <i>transactionId</i> in the <a href="#">RequestStartTransactionResponse</a> .	
F01.FR.14	When configured to send meter data in the <a href="#">TransactionEventRequest</a> ( <i>eventType</i> = Started), See: <a href="#">Meter Values - Configuration</a>	The Charging Station SHALL add the configured measurands to the optional meterValue field in the <a href="#">TransactionEventRequest</a> ( <i>eventType</i> = Started) sent to the CSMS to provide more details at the start of the transaction.	
F01.FR.15	When configured to send meter data in the <a href="#">TransactionEventRequest</a> ( <i>eventType</i> = Updated), See: <a href="#">Meter Values - Configuration</a>	The Charging Station SHALL add the configured measurands to the optional meterValue field in the <a href="#">TransactionEventRequest</a> ( <i>eventType</i> = Updated) sent to the CSMS to provide more details during updates of the transaction.	Same as J02.FR.11

ID	Precondition	Requirement definition	Note
F01.FR.16	F01.FR.15 AND Amount of meter data is too much for 1 <a href="#">TransactionEventRequest</a> ( <i>eventType = Updated</i> )	The Charging Station MAY split meter data over multiple <a href="#">TransactionEventRequest</a> ( <i>eventType = Updated</i> ) messages with the same <i>timestamp</i> .	Same as J02.FR.14
F01.FR.17	When sending a <a href="#">TransactionEventRequest</a>	The Charging Station SHALL set the <a href="#">triggerReason</a> to inform the CSMS about what triggered the event. What reason to use is described in the description of <a href="#">TriggerReasonEnumType</a> .	Same as E01.FR.15
F01.FR.18	After a transaction has been started	The Charging Station MAY send additional <a href="#">TransactionEventRequest</a> ( <i>eventType = Updated</i> ) messages during the transaction when a <a href="#">trigger event</a> occurs.	
F01.FR.19	When a <a href="#">RequestStartTransactionRequest</a> is received.	The next <a href="#">TransactionEventRequest</a> SHALL contain <i>triggerReason</i> : <a href="#">RemoteStart</a> .	
F01.FR.20	If the <a href="#">RequestStartTransactionRequest</a> does not contain an <i>evseId</i> AND the Charging Station is capable of selecting an EVSE or accepts a plug-in at an arbitrary EVSE	The Charging Station SHALL report in later <a href="#">TransactionEventRequests</a> the selected EVSE or the EVSE where cable is plugged in.	See also F01.FR.07 if Charging Station does not support starting at an arbitrary EVSE.
F01.FR.21	When the <i>evseId</i> for <a href="#">RequestStartTransactionRequest</a> is <i>Reserved</i> for an <i>idToken</i> that differs from <i>idToken</i> in the request AND has no reservation for a <i>groupIdToken</i>	The Charging Station SHALL respond with <a href="#">RequestStartTransactionResponse</a> with <i>status = Rejected</i> .	
F01.FR.22	When the <i>evseId</i> for <a href="#">RequestStartTransactionRequest</a> is <i>Reserved</i> for an <i>idToken</i> that differs from <i>idToken</i> in the request AND is <i>Reserved</i> for a <i>groupIdToken</i> that differs from <i>groupIdToken</i> in the request	The Charging Station SHALL respond with <a href="#">RequestStartTransactionResponse</a> with <i>status = Rejected</i> .	EV is not allowed to use station if neither <i>idToken</i> nor <i>idGroupToken</i> match the reservation.
F01.FR.23	When the <i>evse</i> for <a href="#">RequestStartTransactionRequest</a> is <i>Unavailable</i> or <i>Faulted</i>	The Charging Station SHALL respond with <a href="#">RequestStartTransactionResponse</a> with <i>status = Rejected</i> .	
F01.FR.24	When the <i>evseId</i> for <a href="#">RequestStartTransactionRequest</a> is <i>Occupied</i> AND this <i>evseId</i> has a transaction that has been authorized	The Charging Station SHALL respond with <a href="#">RequestStartTransactionResponse</a> with <i>status = Rejected</i> .	Only an EVSE with no transaction or with a transaction that has not yet been authorized can be matched with the <a href="#">RequestStartTransactionRequest</a>
F01.FR.25	F01.FR.13	The Charging Station SHALL put the <i>remoteStartId</i> in the next <a href="#">TransactionEventRequest</a> it sends for the associated transaction.	
F01.FR.26	If a Charging Station <b>with</b> support for Smart Charging receives a <a href="#">RequestStartTransactionRequest</a> with an invalid <a href="#">ChargingProfile</a> .	The Charging Station SHALL respond with <a href="#">RequestStartTransactionResponse</a> with <i>status = Rejected</i> and optionally with <i>reasonCode = "InvalidProfile"</i> or <i>"InvalidSchedule"</i> .	The device model variable <a href="#">SmartChargingCtrlr.Enabled</a> tells CSMS whether smart charging is supported.

## F02 - Remote Start Transaction - Remote Start First

No.	Type	Description
1	Name	Remote Start Transaction - Remote Start first
2	ID	F02
	Parent use case	<a href="#">F01 - Remote Start Transaction - Cable Plugin First</a>

No.	Type	Description
3	Objective(s)	To enable the CSMS to remotely start a transaction while the <a href="#">RequestStartTransactionRequest</a> is sent first, before the connection between Charging Station and EV is established.
4	Description	This use case covers how the CSMS is able to remotely start a transaction for the User.
	Actors	Charging Station, CSMS, External Trigger
	Scenario description	<ol style="list-style-type: none"> <li>1. An External Trigger triggers the remote start.</li> <li>2. The CSMS sends <a href="#">RequestStartTransactionRequest</a> to the Charging Station.</li> <li>3. The Charging Station responds with <a href="#">RequestStartTransactionResponse</a> to the CSMS.</li> <li>4. The EV Driver is authorized by the CSMS, dependent on the Configuration Variable settings.</li> <li>5. The Charging Station sends a <a href="#">TransactionEventRequest</a> (<a href="#">eventType = Started</a>) notifying the CSMS about a transaction that has started</li> <li>6. The cable is plugged in.</li> <li>6a. Charging Station sends a <a href="#">StatusNotificationRequest</a> with <a href="#">Occupied</a>.</li> <li>6b. CSMS sends a <a href="#">StatusNotificationResponse</a> to the Charging Station</li> <li>7. The energy offer is started.</li> <li>8. The Charging Station sends a <a href="#">TransactionEventRequest</a> (<a href="#">eventType = Updated</a>, <a href="#">chargingState = Charging</a>) message to inform the CSMS that the charging has started.</li> <li>9. The CSMS sends <a href="#">TransactionEventResponse</a> to the Charging Station</li> </ol>
5	Prerequisite(s)	Charging Cable not plugged in. Remote start first. Enable mobile apps to control charging transactions via the CSMS.
6	Postcondition(s)	<b>Successful postcondition:</b> The transaction for which a start was request has started and the EV is charging.  <b>Failure postcondition:</b> The transaction for which a start was request did not start or the EV is not charging.
7	Error handling	n/a
8	Remark(s)	<p>An external trigger can be e.g. a Charging Station Operator or an EV Driver app.</p> <p>It is advised not to start transactions remotely without evseld due to the uncertainty which EVSE is started. In case of a Logic Controller with many EVSEs, the EV Driver might not be in front of the activated EVSE.</p> <p>The CSMS is allowed to send a <a href="#">RequestStartTransactionRequest</a> with <a href="#">IdTokenType</a> of type: <a href="#">NoAuthorization</a>. The operator should be aware that if the Charging Station supports local stop transaction, this transaction can be stopped by anyone.</p> <p>The scenario description and sequence diagram above are based on the Configuration Variable for start transaction being configured as follows:  <a href="#">TxStartPoint</a>: either <a href="#">EVConnected</a> or <a href="#">Authorized</a>            This use-case is also valid for other configurations, but then the transaction might start/stop at another moment, which might change the sequence in which message are send. For more details see the use cases: <a href="#">E01 - Start Transaction options</a>.</p>

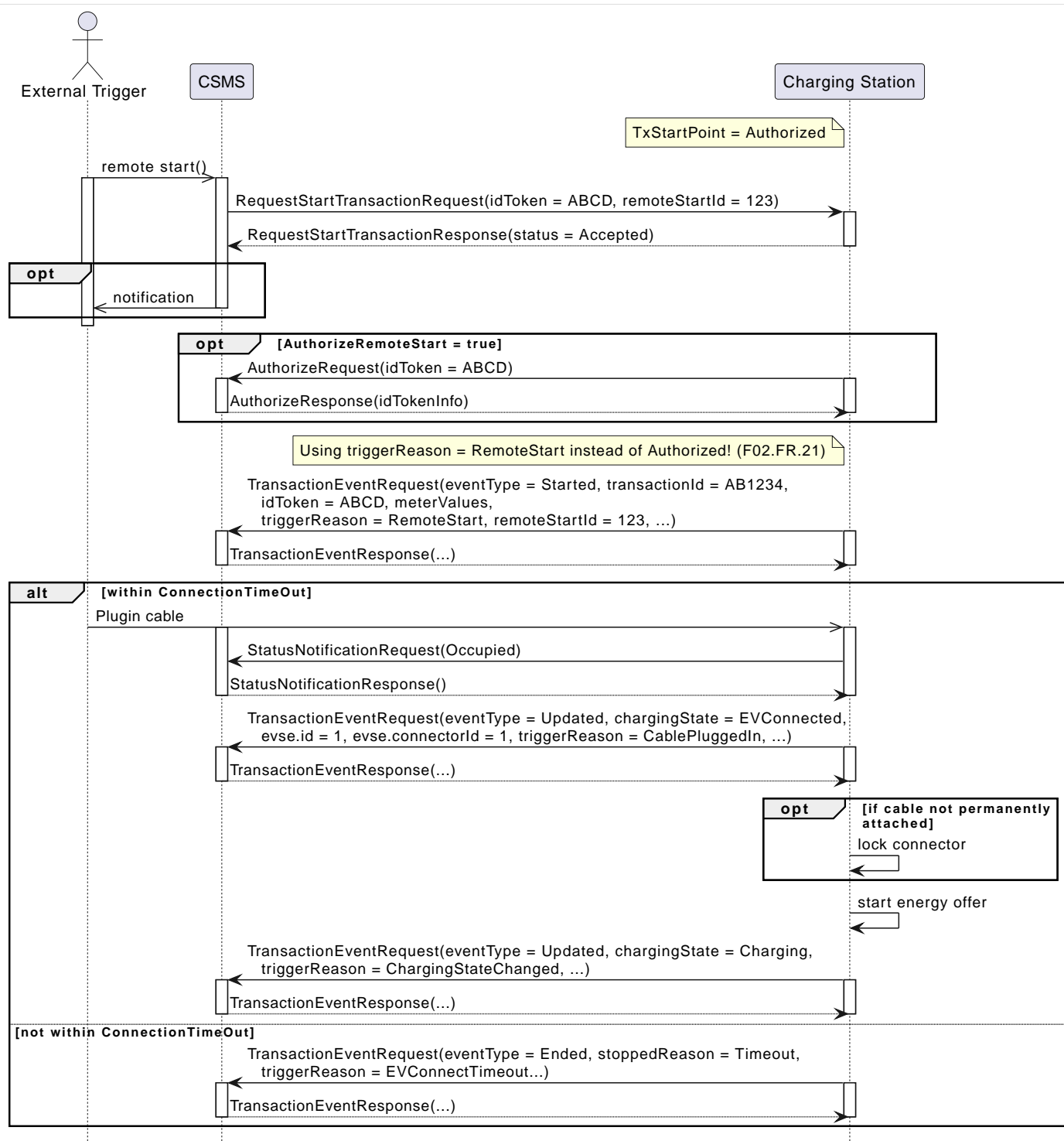


Figure 65. Sequence Diagram: Remote Start Transaction - Remote Start First with TxStartPoint=Authorized

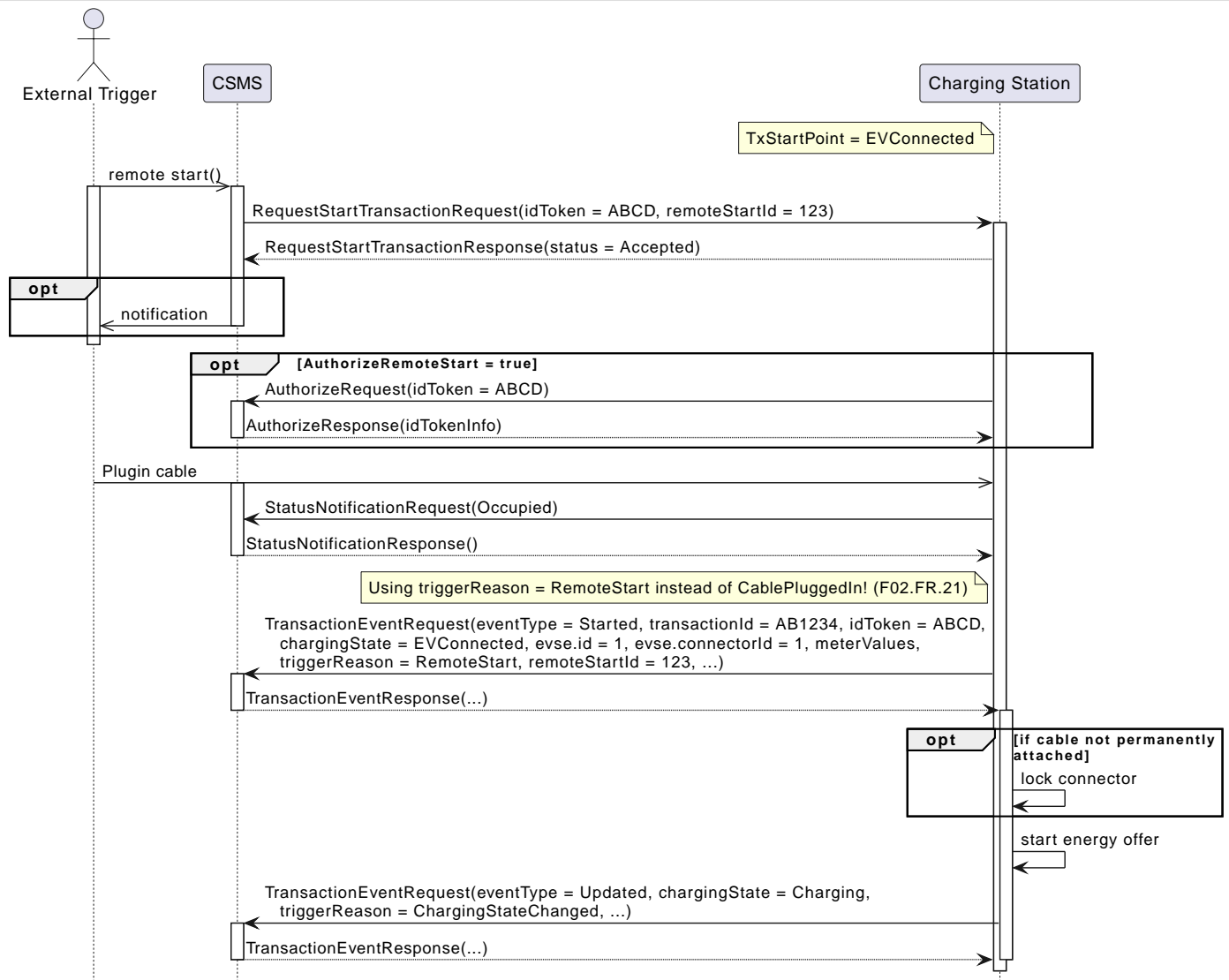


Figure 66. Sequence Diagram: Remote Start Transaction - Remote Start First with TxStartPoint=EVConnected

## F02 - Remote Start Transaction - Remote Start First - Requirements

Table 76. F02 - Requirements

ID	Precondition	Requirement definition	Note
F02.FR.01	When a transaction is started as a result of a <a href="#">RequestStartTransactionRequest</a> .	The Charging Station SHALL put the <i>remoteStartId</i> in the first <a href="#">TransactionEventRequest</a> it sends for this new transaction.	
F02.FR.02	When configured to send meter data in the <a href="#">TransactionEventRequest</a> ( <i>eventType = Started</i> ), See: <a href="#">Meter Values - Configuration</a>	The Charging Station SHALL add the configured measurands to the optional <i>meterValue</i> field in the <a href="#">TransactionEventRequest(eventType = Started)</a> sent to the CSMS to provide more details at the start of the transaction.	Same as F01.FR.14
F02.FR.03	When configured to send meter data in the <a href="#">TransactionEventRequest</a> ( <i>eventType = Updated</i> ), See: <a href="#">Meter Values - Configuration</a>	The Charging Station SHALL add the configured measurands to the optional <i>meterValue</i> field in the <a href="#">TransactionEventRequest(eventType = Updated)</a> sent to the CSMS to provide more details during updates of the transaction.	Same as J02.FR.11
F02.FR.04	F02.FR.03 AND Amount of meter data is too much for 1 <a href="#">TransactionEventRequest</a> ( <i>eventType = Updated</i> )	The Charging Station MAY split meter data over multiple <a href="#">TransactionEventRequest(eventType = Updated)</a> messages with the same <i>timestamp</i> .	Same as J02.FR.14
F02.FR.05	When the <i>IdToken</i> information is known.	The next <a href="#">TransactionEventRequest</a> SHALL contain <a href="#">IdTokenType</a> information.	Same as E03.FR.01

ID	Precondition	Requirement definition	Note
F02.FR.06	This transaction ends a reservation for the specific IdToken.	The next <a href="#">TransactionEventRequest</a> SHALL contain the reservationId.	See <a href="#">H. Reservation</a> .
F02.FR.07	When the EV Driver does not plug-in the charging cable before the timeout set by the Configuration Variable: <a href="#">EVConnectionTimeOut</a> AND TxStopPoint does not contain ParkingBayOccupancy	The Charging Station SHALL end the transaction and send a <a href="#">TransactionEventRequest</a> (eventType = Ended, stoppedReason = Timeout, triggerReason = EVConnectionTimeout) to the CSMS.	Otherwise the transaction would not be ended in case the TxStopPoint does not contain Authorized. Same as E03.FR.05
F02.FR.08	When the EV Driver does not plug-in the charging cable before the timeout set by the Configuration Variable: <a href="#">EVConnectionTimeOut</a> AND TxStopPoint contains ParkingBayOccupancy	The Charging Station SHALL deauthorize the transaction and send a <a href="#">TransactionEventRequest</a> (triggerReason = EVConnectionTimeout) to the CSMS.	Transaction will be ended normally when driver leaves the parking bay. Same as E03.FR.15
F02.FR.09	Charging Station receives a <a href="#">RequestStartTransactionRequest</a> AND ( <a href="#">AuthorizeRemoteStart</a> = true AND <i>idToken.type</i> is NOT Central or NoAuthorization )	The Charging Station SHALL behave as if in response to a local action at the Charging Station to start a transaction after successful authorization of the IdToken given in <a href="#">RequestStartTransactionRequest</a> message.	Charging Station will first respond to the request and then try to authorize the IdToken, using the Local Authorization List, Authorization Cache and/or an <a href="#">AuthorizeRequest</a> . A transaction is only started after authorization was obtained. Same as F01.FR.01
F02.FR.10	Charging Station receives a <a href="#">RequestStartTransactionRequest</a> AND ( <a href="#">AuthorizeRemoteStart</a> = false OR <i>idToken.type</i> is Central or NoAuthorization )	The Charging Station SHALL start a transaction for the IdToken given in <a href="#">RequestStartTransactionRequest</a> message without checking authorization.	Note that after the transaction has been started, the Charging Station will send a <a href="#">TransactionEventRequest</a> with the idToken to the CSMS, and the CSMS will check the authorization status of the IdToken when processing this <a href="#">TransactionEventRequest</a> . Same as F01.FR.02
F02.FR.11	F02.FR.09 OR F02.FR.10	The Charging Station SHALL send a <a href="#">TransactionEventRequest</a> to the CSMS, and the CSMS will check the authorization status of the IdToken when processing this <a href="#">TransactionEventRequest</a> .	Same as F01.FR.03
F02.FR.12		<a href="#">RequestStartTransactionRequest</a> SHALL contain an IdToken, which Charging Station SHALL use, if it is able to start a transaction, in the <a href="#">TransactionEventRequest</a> sent to the CSMS.	Same as F01.FR.04
F02.FR.13		The transaction SHALL be started in the same way as described in <a href="#">E03 - Start Transaction - Id Token First</a> .	
F02.FR.14		<a href="#">RequestStartTransactionRequest</a> MAY contain an evseld if the transaction is to be started on a specific EVSE.	When no evseld is provided, the Charging Station is in control of the EVSE selection. Same as F01.FR.06
F02.FR.15	If the <a href="#">RequestStartTransactionRequest</a> does not contain an evseld.	The Charging Station MAY reject the <a href="#">RequestStartTransactionRequest</a> .	Same as F01.FR.07
F02.FR.16		The CSMS MAY include a ChargingProfile in the <a href="#">RequestStartTransactionRequest</a> .	Same as F01.FR.08
F02.FR.17	F02.FR.16	The purpose of this <a href="#">ChargingProfile</a> SHALL be set to TxProfile.	Same as F01.FR.09

ID	Precondition	Requirement definition	Note
F02.FR.18	F02.FR.16	The Charging Station SHALL use this <a href="#">ChargingProfile</a> for the transaction that is started by this RequestStartTransaction.	Same as F01.FR.10
F02.FR.19	F02.FR.16	The transactionId in the <a href="#">ChargingProfile</a> SHALL NOT be set.	Same as F01.FR.11
F02.FR.20	If a Charging Station without support for Smart Charging receives a <a href="#">RequestStartTransactionRequest</a> with a <a href="#">ChargingProfile</a> .	The Charging Station SHALL ignore the specified <a href="#">ChargingProfile</a> .	The device model variable SmartChargingCtrlr.Enabled tells CSMS whether smart charging is supported. Same as F01.FR.12
F02.FR.21	When a <a href="#">RequestStartTransactionRequest</a> is received.	The next <a href="#">TransactionEventRequest</a> SHALL contain <i>triggerReason</i> : RemoteStart and the <i>remoteStartId</i> from the <a href="#">RequestStartTransactionRequest</a> .	This is to notify CSMS that this is the result of RequestStartTransaction.  Note, that if TxStartPoint=EVConnected the transaction will be started upon cable connection, but the <i>triggerReason</i> = RemoteStart must still be sent. The connection event is reported by the fact that <i>chargingState</i> = EVConnected.
F02.FR.22	If the <a href="#">RequestStartTransactionRequest</a> does not contain an <i>evseld</i> AND the Charging Station is capable of selecting an EVSE or accepts a plug-in at an arbitrary EVSE	The Charging Station SHALL report in later <a href="#">TransactionEventRequests</a> the selected EVSE or the EVSE where cable is plugged in.	See also F02.FR.15 if Charging Station does not support starting at an arbitrary EVSE. Same as F01.FR.20
F02.FR.23	When the <i>evseld</i> for <a href="#">RequestStartTransactionRequest</a> is Reserved for an <i>idToken</i> that differs from <i>idToken</i> in the request AND has no reservation for a <i>groupIdToken</i>	The Charging Station SHALL respond with <a href="#">RequestStartTransactionResponse</a> with <i>status</i> = Rejected.	Same as F01.FR.21
F02.FR.24	When the <i>evseld</i> for <a href="#">RequestStartTransactionRequest</a> is Reserved for an <i>idToken</i> that differs from <i>idToken</i> in the request AND is Reserved for a <i>groupIdToken</i> that differs from <i>groupIdToken</i> in the request	The Charging Station SHALL respond with <a href="#">RequestStartTransactionResponse</a> with <i>status</i> = Rejected.	EV is not allowed to use station if neither <i>idToken</i> nor <i>idGroupToken</i> match the reservation. Same as F01.FR.22
F02.FR.25	When the <i>evseld</i> for <a href="#">RequestStartTransactionRequest</a> is Unavailable or Faulted	The Charging Station SHALL respond with <a href="#">RequestStartTransactionResponse</a> with <i>status</i> = Rejected.	Same as F01.FR.23
F02.FR.26	When the <i>evseld</i> for <a href="#">RequestStartTransactionRequest</a> is Occupied AND this <i>evseld</i> has a transaction that has been authorized	The Charging Station SHALL respond with <a href="#">RequestStartTransactionResponse</a> with <i>status</i> = Rejected.	Only an EVSE with no transaction or with a transaction that has not yet been authorized can be matched with the <a href="#">RequestStartTransactionRequest</a> . Same as F01.FR.24
F02.FR.27	If a Charging Station <b>with</b> support for Smart Charging receives a <a href="#">RequestStartTransactionRequest</a> with an invalid <a href="#">ChargingProfile</a> .	The Charging Station SHALL respond with <a href="#">RequestStartTransactionResponse</a> with <i>status</i> = Rejected and optionally with <i>reasonCode</i> = "InvalidProfile" or "InvalidSchedule".	The device model variable SmartChargingCtrlr.Enabled tells CSMS whether smart charging is supported. Same as F01.FR.26

## F03 - Remote Stop Transaction

No.	Type	Description
1	Name	Remote Stop Transaction
2	ID	F03
3	Objective(s)	1. To enable a CSO to help an EV Driver who has problems stopping a transaction. or 2. Enable mobile apps to control transactions via the CSMS.
4	Description	This use case describes how the CSMS requests the Charging Station to stop a transaction.
	Actors	Charging Station, CSMS, CSO, EV Driver
	Scenario description	<p>1. An External Trigger triggers a remote stop.</p> <p>2. The CSMS requests a Charging Station to stop a transaction by sending <a href="#">RequestStopTransactionRequest</a> to the Charging Station with the transactionId of the transaction.</p> <p>3. The Charging Station responds with <a href="#">RequestStopTransactionResponse</a> and a status indicating whether it has accepted the request and a transaction with the given transactionId is ongoing and will be stopped.</p> <p>4. Charging is stopped, the Charging Station sends <a href="#">TransactionEventRequest</a> (eventType = <a href="#">Updated</a>) and, if applicable, unlocks the Connector.</p> <p>5. After the EV Driver unplugs the cable, the Charging Station sends <a href="#">StatusNotificationRequest</a> with status <i>Available</i>.</p> <p>6. The Charging Station ends the transaction and sends a <a href="#">TransactionEventRequest</a> (eventType = <a href="#">Ended</a>, stoppedReason = <i>Remote</i>) message to the CSMS.</p>
5	Prerequisite(s)	A transaction is ongoing.
6	Postcondition(s)	<p><b>Successful postcondition:</b> The transaction for which a stop was request has ended.</p> <p><b>Failure postcondition:</b> The transaction for which a stop was requested is still ongoing.</p>
7	Remark(s)	<p>This remote request to stop a transaction is equal to a local action to stop a transaction.</p> <p>The scenario description and sequence diagram above are based on the Configuration Variable for stop transaction being configured as follows.</p> <p><a href="#">TxStopPoint</a>: <a href="#">ParkingBayOccupancy</a>, <a href="#">EVConnected</a></p> <p>This use-case is also valid for other configurations, but then the transaction might stop at another moment, which might change the sequence in which message are send. For more details see the use case: <a href="#">E06 - Stop Transaction options</a></p>

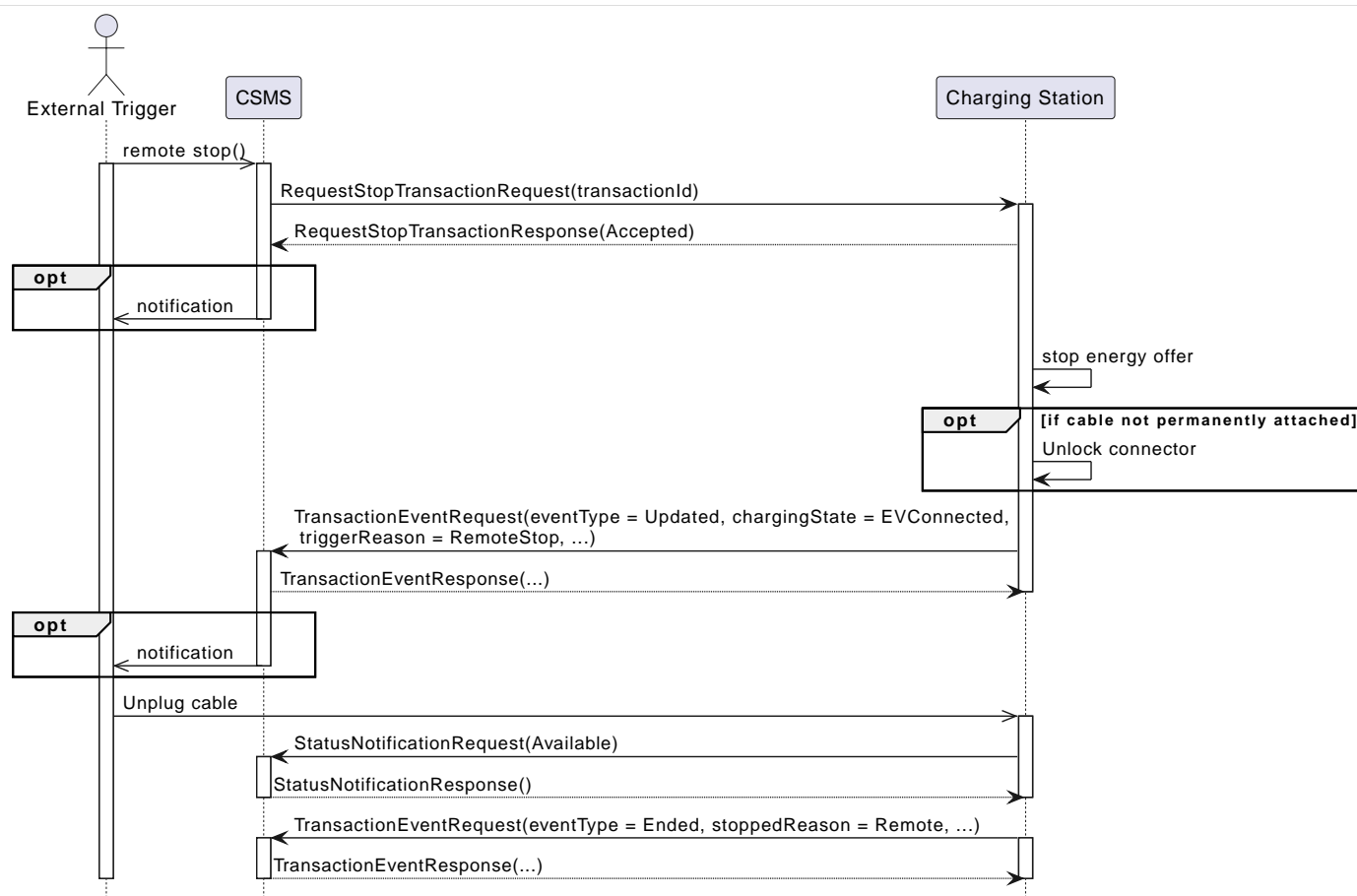


Figure 67. Sequence Diagram: Remote Stop Transaction

## F03 - Remote Stop Transaction - Requirements

Table 77. F03 - Requirements

ID	Precondition	Requirement definition	Note
F03.FR.01	When the CSMS receives a remote stop transaction trigger (For example when terminating using a smartphone app, exceeding a (non local) prepaid credit.)	The CSMS SHALL send a <a href="#">RequestStopTransactionRequest</a> to the Charging Station with the transactionId of the transaction.	
F03.FR.02	F03.FR.01 AND TxStopPoint configuration does not cause transaction to end (E.g. TxStopPoint is NOT Authorized or PowerPathClosed)	The Charging Station SHALL stop the energy offer and send a <a href="#">TransactionEventRequest</a> ( <i>eventType</i> = Updated, <i>triggerReason</i> = RemoteStop) to the CSMS.	For example when TxStopPoint = EVConnected the transaction will not be ended until EV is disconnected.
F03.FR.03	F03.FR.01 AND TxStopPoint configuration causes transaction to end (E.g. TxStopPoint is Authorized or PowerPathClosed)	The Charging Station SHALL send a <a href="#">TransactionEventRequest</a> ( <i>eventType</i> = Ended, <i>triggerReason</i> = RemoteStop, <i>stoppedReason</i> = Remote) to the CSMS.	
F03.FR.04	When configured to send meter data in the <a href="#">TransactionEventRequest</a> ( <i>eventType</i> = Ended), See: <a href="#">Meter Values - Configuration</a>	The Charging Station SHALL add the configured measurands to the optional meterValue field in the <a href="#">TransactionEventRequest</a> ( <i>eventType</i> = Ended) sent to the CSMS to provide more details about transaction usage.	Same as E08.FR.09
F03.FR.05	F03.FR.04 AND The Charging Station is running low on memory	The Charging Station MAY drop meter data.	Same as E06.FR.12

ID	Precondition	Requirement definition	Note
F03.FR.06	F03.FR.05	When dropping meter data, the Charging Station SHALL drop intermediate values first (2nd value, 4th value, 6th etc), not drop the start and end values from the list.	Same as E06.FR.13
F03.FR.07	When the Charging Station receives a <a href="#">RequestStopTransactionRequest</a> AND the TransactionId can be matched to an active transaction.	The Charging Station SHALL respond with a <a href="#">RequestStopTransactionResponse</a> with status set to <i>Accepted</i> .	
F03.FR.08	When the Charging Station receives a <a href="#">RequestStopTransactionRequest</a> AND the TransactionId cannot be matched to an active transaction.	The Charging Station SHALL respond with a <a href="#">RequestStopTransactionResponse</a> with status set to <i>Rejected</i> .	
F03.FR.09	When sending a <a href="#">TransactionEventRequest</a>	The Charging Station SHALL set the <a href="#">triggerReason</a> to inform the CSMS about what triggered the event. What reason to use is described in the description of <a href="#">TriggerReasonEnumType</a> .	Same as E06.FR.15

## F04 - Remote Stop ISO 15118 Charging from CSMS

No.	Type	Description
1	Name	Remote Stop ISO 15118 Charging from CSMS
2	ID	F04
	Reference	<a href="#">ISO15118-1</a> F2 Charging loop with interrupt from the SECC.
3	Objective(s)	See <a href="#">ISO15118-1</a> , use case Objective F2, page 38.
4	Description	See <a href="#">ISO15118-1</a> , use case Description F2, page 38.
	Actors	EV, CSMS, Charging Station
	Combined scenario description	<b>OCPP:</b> <ol style="list-style-type: none"> <li>The CSMS sends a <a href="#">RequestStopTransactionRequest</a> to the Charging Station.</li> <li>The Charging Station responds with a <a href="#">RequestStopTransactionResponse</a>.</li> </ol> <b>ISO 15118-2:</b> <ol style="list-style-type: none"> <li>The EV sends a ChargingStatus (in case of AC charging) or CurrentDemandReq (in case of DC Charging) PDU to the Charging Station.</li> <li>The Charging Station responds with an EVSENotification = StopCharging.</li> </ol>
5	Prerequisites	- If authorization according use cases in Functional Block C is applied, it SHALL be finished successfully. See <a href="#">ISO15118-1</a> , use case Prerequisites F2, page 38.
6	Postcondition(s)	See <a href="#">ISO15118-1</a> , use case End conditions F2, page 38.
7	Error handling	n/a
8	Remark(s)	n/a

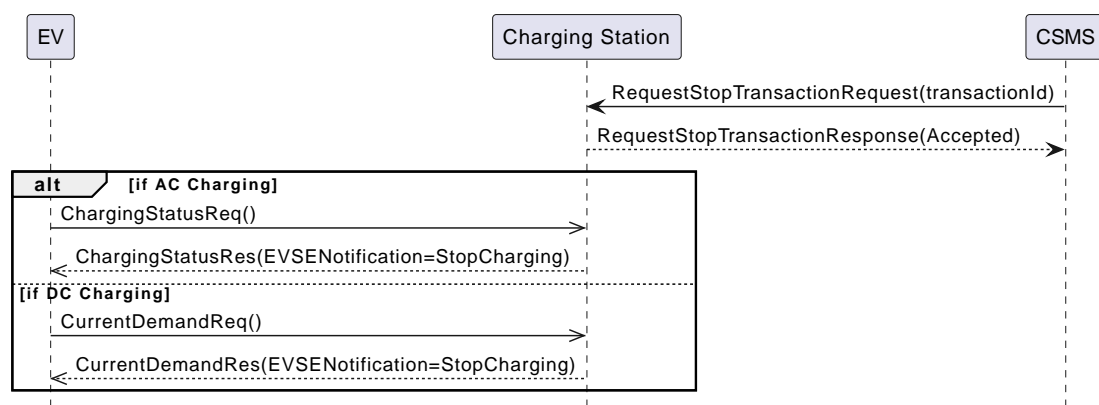


Figure 68. Charging loop with interrupt from the Charging Station

## F04 - Remote Stop ISO 15118 Charging from CSMS - Requirements

These requirements are normative.

Table 78. F04 - Requirements

ID	Precondition	Requirement definition	Note
F04.FR.01	When the CSMS receives a remote stop transaction trigger (For example when terminating using a smartphone app, exceeding a (non local) prepaid credit.)	The CSMS SHALL send a <a href="#">RequestStopTransactionRequest</a> to the Charging Station with the transactionId of the transaction.	Same as F03.FR.01
F04.FR.02	F04.FR.01	The Charging Station SHALL stop the energy offer, unlock the cable and send a <a href="#">TransactionEventRequest</a> ( <a href="#">eventType = Updated</a> ) to the CSMS.	Cable unlocked if not permanently attached. Same as F03.FR.02
F04.FR.03	F04.FR.02 AND When the EV Driver unplugs the cable.	The Charging Station SHALL send a <a href="#">TransactionEventRequest</a> ( <a href="#">eventType = Ended</a> , <a href="#">stoppedReason = Remote</a> ) to the CSMS.	Same as F03.FR.03
F04.FR.04	When configured to send meter data in the <a href="#">TransactionEventRequest</a> ( <a href="#">eventType = Ended</a> ), See: <a href="#">Meter Values - Configuration</a>	The Charging Station SHALL add the configured measurands to the optional meterValue field in the <a href="#">TransactionEventRequest</a> ( <a href="#">eventType = Ended</a> ) sent to the CSMS to provide more details about transaction usage.	Same as E08.FR.09
F04.FR.05	F04.FR.04 AND The Charging Station is running low on memory	The Charging Station MAY drop meter data.	Same as E06.FR.12
F04.FR.06	F04.FR.05	When dropping meter data, the Charging Station SHALL drop intermediate values first (2nd value, 4th value, 6th etc), not drop the start and end values from the list.	Same as E06.FR.13

## .1. Unlock Connector

### F05 - Remotely Unlock Connector

No.	Type	Description
1	Name	Remotely Unlock Connector
2	ID	F05
3	Objective(s)	To enable the CSO to help an EV-driver that has problems unplugging his charging cable because the unlock process failed after the transaction has ended.
4	Description	It sometimes happens that a connector of a Charging Station socket does not unlock correctly. This happens most of the time when there is tension on the charging cable. This means the driver cannot unplug his charging cable from the Charging Station. To help a driver, the CSO can send a <a href="#">UnlockConnectorRequest</a> to the Charging Station. The Charging Station will then try to unlock the connector again.
	Actors	Charging Station, CSMS, External Trigger
	Scenario description	<ol style="list-style-type: none"> <li>1. An External Trigger (probably the CSO) request the unlocking of a specific connector of a Charging Station.</li> <li>2. The CSMS sends an <a href="#">UnlockConnectorRequest</a> to the Charging Station.</li> <li>3. Upon receipt of <a href="#">UnlockConnectorRequest</a>, the Charging Station responds with <a href="#">UnlockConnectorResponse</a>.</li> <li>4. The response message indicates whether the Charging Station was able to unlock its Connector.</li> </ol>
5	Prerequisite(s)	No ongoing transaction on the specified connector The Charging Station has a connector lock.
6	Postcondition(s)	The Charging Station was able to unlock the Connector.
7	Error handling	n/a
8	Remark(s)	An external trigger, triggering the Unlock command, can be e.g. a Charging Station Operator or an EV Driver app.  <a href="#">UnlockConnectorRequest</a> is intended only for unlocking the cable retention lock on the Connector, not for unlocking a Connector access door.

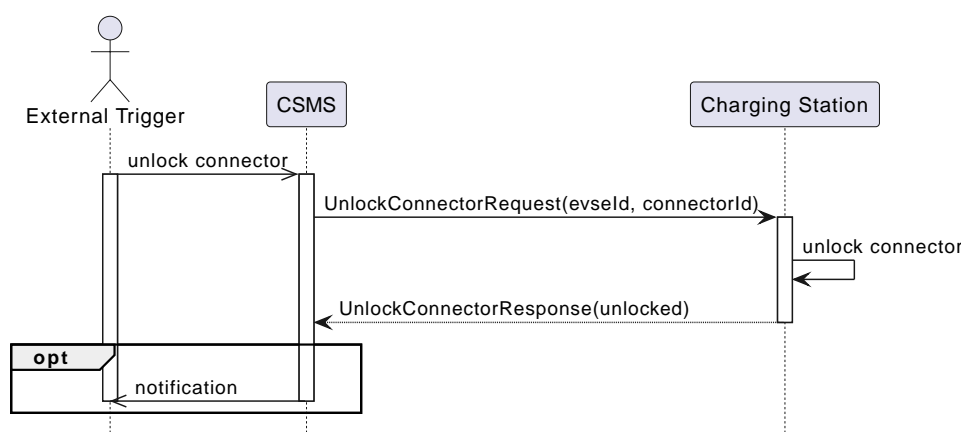


Figure 69. Sequence Diagram: Unlock Connector

### F05 - Remotely Unlock Connector - Requirements

Table 79. F05 - Requirements

ID	Precondition	Requirement definition
F05.FR.01	Upon receipt of an <a href="#">UnlockConnectorRequest</a> .	The Charging Station SHALL respond with <a href="#">UnlockConnectorResponse</a> .
F05.FR.02	F05.FR.01 AND There is an authorized transaction ongoing on the specified connector.	The Charging Station SHALL NOT try to unlock the connector (or stop the transaction) but use the status: <a href="#">OngoingAuthorizedTransaction</a> in the <a href="#">UnlockConnectorResponse</a> .

ID	Precondition	Requirement definition
F05.FR.03	F05.FR.01 AND Specified connector unknown.	The Charging Station SHALL use the status: <code>UnknownConnector</code> in the <a href="#">UnlockConnectorResponse</a> .
F05.FR.04	F05.FR.01 AND The Charging Station was able to unlock the specified connector.	The Charging Station SHALL use the status: <code>Unlocked</code> in the <a href="#">UnlockConnectorResponse</a> .
F05.FR.05	F05.FR.01 AND The Charging Station was NOT able to unlock the specified connector.	The Charging Station SHALL use the status: <code>UnlockFailed</code> in the <a href="#">UnlockConnectorResponse</a> .
F05.FR.06	F05.FR.01 AND No cable is connected to the connector.	The Charging Station SHALL attempt to unlock the connector, even if no cable is detected and SHALL return the result of the unlock attempt.
F05.FR.07	F05.FR.01 AND The connector has no lock or a manual lock (e.g. <code>sType1</code> )	The Charging Station SHOULD respond with RPC Framework CALLERROR: <code>NotSupported</code> .

## .2. Remote Trigger

### F06 - Trigger Message

No.	Type	Description
1	Name	Trigger Message
2	ID	F06
3	Objective(s)	To enable the CSMS to request a Charging Station to send a Charging Station-initiated message.
4	Description	This use case describes the use of the <a href="#">TriggerMessageRequest</a> message: how a CSMS can request a Charging Station to send Charging Station-initiated messages. In the request the CSMS indicates which message it wishes to receive.
	Actors	Charging Station, CSMS
	Scenario description	<ol style="list-style-type: none"> <li>1. The CSMS sends a <a href="#">TriggerMessageRequest</a> to the Charging Station.</li> <li>2. The Charging Station responds with a <a href="#">TriggerMessageResponse</a>, indicating whether it will send it or not, by returning <i>Accepted</i>, <i>Rejected</i> or <i>NotImplemented</i>.</li> <li>3. Message, requested by the CSMS, that the Charging Station marked as <i>Accepted</i>, is being sent.</li> </ol>
5	Prerequisite(s)	The Functional Block <i>Remote Trigger</i> is installed.
6	Postcondition(s)	<p><b>Successful postconditions:</b></p> <ol style="list-style-type: none"> <li>1. The CSMS has <i>Successfully</i> received a <a href="#">TriggerMessageResponse</a> message.</li> <li>2. The CSMS has <i>Successfully</i> received a <a href="#">TriggerMessageResponse</a> message with status <i>Accepted</i> AND has <i>Successfully</i> received the requested message.</li> </ol> <p><b>Failure postconditions:</b></p> <ol style="list-style-type: none"> <li>1. The CSMS has NOT received a <a href="#">TriggerMessageResponse</a> message.</li> <li>2. The CSMS has <i>Successfully</i> received a <a href="#">TriggerMessageResponse</a> message with status <i>Accepted</i> AND has NOT received the requested message.</li> </ol>
7	Error handling	n/a
8	Remark(s)	The TriggerMessage mechanism is not intended to retrieve historic data.

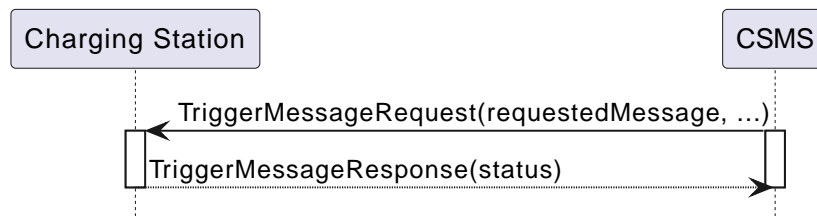


Figure 70. Sequence Diagram: Trigger Message

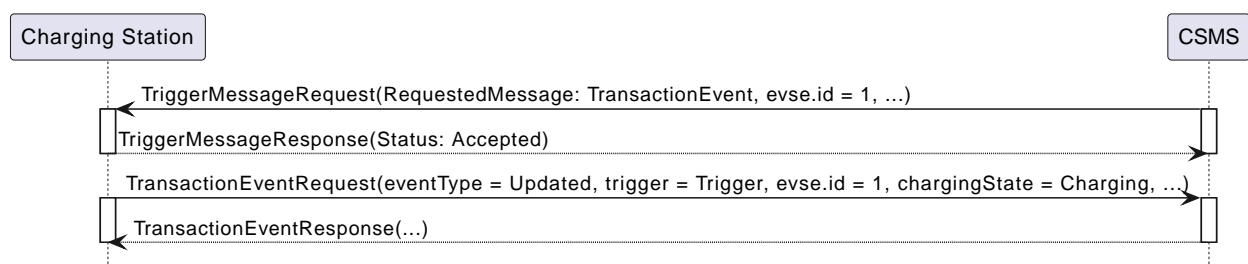


Figure 71. Sequence Diagram: Trigger Message Example

## F06 - Trigger Message - Requirements

Table 80. F06 - Requirements

ID	Precondition	Requirement definition	Note
F06.FR.01		In the <a href="#">TriggerMessageRequest</a> message, the CSMS SHALL indicate which message(s) it wishes to receive.	
F06.FR.02	F06.FR.01. For every such requested message.	The CSMS MAY indicate to which EVSE this request applies.	
F06.FR.03	F06.FR.02	The requested message SHALL be leading. If the specified evseld is not relevant to the message, it SHALL be ignored. In such cases the requested message SHALL still be sent.	
F06.FR.04	If a Charging Station receives a <a href="#">TriggerMessageRequest</a> .	The Charging Station SHALL first send the <a href="#">TriggerMessage</a> response, before sending the requested message.	
F06.FR.05	F06.FR.04	In the <a href="#">TriggerMessageResponse</a> the Charging Station SHALL indicate whether it will send the requested message or not, by returning <i>Accepted</i> or <i>Rejected</i> .	It is up to the Charging Station if it accepts or rejects the request to send.
F06.FR.06	If a Charging Station accepts a <a href="#">TriggerMessageRequest</a> with <i>requestedMessage</i> set to: <i>MeterValues</i>	The Charging Station SHALL send a <a href="#">MeterValuesRequest</a> to the CSMS with the most recent measurements for all measurands configured in Configuration Variable: <a href="#">AlignedDataMeasurands</a> .	
F06.FR.07	If a Charging Station accepts a <a href="#">TriggerMessageRequest</a> with <i>requestedMessage</i> set to: <i>TransactionEvent</i>	The Charging Station SHALL send a <a href="#">TransactionEventRequest</a> to the CSMS with <i>triggerReason</i> = <i>Trigger</i> , <i>transactionInfo</i> with at least the <i>chargingState</i> , and <i>meterValue</i> with the most recent measurements for all measurands configured in Configuration Variable: <a href="#">SampledDataTxUpdatedMeasurands</a> .	
F06.FR.08	When the Charging Station receives a <a href="#">TriggerMessageRequest</a> with a <i>requestedMessage</i> that it has not implemented	The Charging Station SHALL respond with <a href="#">TriggerMessageResponse</a> with status <i>NotImplemented</i> .	
F06.FR.09		The messages it triggers SHALL only give current information.	
F06.FR.10		Messages that the Charging Station marks as <i>Accepted</i> SHALL be sent.	E.g. the situation could occur that, between accepting the request and actually sending the requested message, that same message gets sent because of normal operations. In such cases the message just sent MAY be considered as complying with the request.
F06.FR.11	If the field <i>evse</i> is relevant but absent in the <a href="#">TriggerMessageRequest</a> .	The Charging Station SHALL interpret this as "for all allowed evse values".	StatusNotifications can only be requested for a specific connector, see F06.FR.12/13
F06.FR.12	If a Charging Station receives a <a href="#">TriggerMessageRequest</a> with <i>requestedMessage</i> set to: <i>StatusNotification</i> AND ( <i>evse</i> is omitted OR <i>evse.connectorId</i> is omitted )	The Charging Station MAY respond with a <a href="#">TriggerMessageResponse</a> with status <i>Rejected</i> .	StatusNotification messages can only be requested at connector level.

ID	Precondition	Requirement definition	Note
F06.FR.13	When sending a <a href="#">TriggerMessageRequest</a> with <i>requestedMessage</i> set to: <i>StatusNotification</i>	The CSMS SHALL set the <i>connectorId</i> field	StatusNotification messages can only be sent at connector level.
F06.FR.14	If a Charging Station receives a <a href="#">TriggerMessageRequest</a> with <i>requestedMessage</i> set to: <i>LogStatusNotification</i> AND The Charging Station is uploading a log file	The Charging Station SHALL send a <a href="#">LogStatusNotificationRequest</a> to the CSMS with <i>status Uploading</i> .	
F06.FR.15	If a Charging Station receives a <a href="#">TriggerMessageRequest</a> with <i>requestedMessage</i> set to: <i>LogStatusNotification</i> AND The Charging Station is NOT uploading a log file	The Charging Station SHALL send a <a href="#">LogStatusNotificationRequest</a> to the CSMS with <i>status Idle</i> .	
F06.FR.16	If a Charging Station receives a <a href="#">TriggerMessageRequest</a> with <i>requestedMessage</i> set to: <i>FirmwareStatusNotification</i> AND The Charging Station is not performing firmware update related tasks.	The Charging Station SHALL send a <a href="#">FirmwareStatusNotificationRequest</a> to the CSMS with <i>status Idle</i> .	
F06.FR.17	If Charging Station receives a <a href="#">TriggerMessageRequest</a> with <i>requestedMessage</i> set to: <i>BootNotification</i> AND the response it received from CSMS to the last <a href="#">BootNotificationRequest</a> was: <i>Accepted</i>	Charging Station SHALL respond with a <a href="#">TriggerMessageResponse</a> with status <i>Rejected</i> .	A trigger to request a Charging Station to send a <i>BootNotification</i> is only meant to be used when the <i>BootNotification</i> has not yet been accepted.

# G. Availability

# Chapter 1. Introduction

This Functional Block specifies how the Charging Station can inform the CSMS of its current availability for starting new transactions.

For the CSO it is important to know if a Charging Station is available for new EVs to be charged. The CSO wants to know this information so they can tell EV Drivers whether the Charging Station is available. To know this, the Charging Station should send any status changes of itself or one of its EVSEs to the CSMS. See for an example: [B04 - Offline Behavior Idle Charging Station](#).

For the CSO it is very helpful to know the status of the transaction, therefore the Charging Station can send detailed statuses to the CSMS. This can be very useful when helping an EV Driver when he experiences problems during charging.

When a fault is detected by the Charging Station it can send a message notifying the CSMS about the fault.

When the CSO wants the Charging Station to no longer start new transactions, it can change the availability. For example: they need to do maintenance on the Charging Station, and for this reason they don't want the Charging Station to be in use.

The CSO can also change the availability for one or more EVSEs. For example: A customer calls, complaining about a broken EVSE on the Charging Station. The CSO can then set the Connector to unavailable, making it impossible for an EV Driver to use that Connector.

Obviously, it is also possible to make the Charging Station or a Connector available again with a command from the CSMS.

**NOTE** | An overview of the Connectors Statuses can be found in: [ConnectorStatusEnumType](#).

## Chapter 2. Use cases & Requirements

### G01 - Status Notification

No.	Type	Description
1	Name	Status Notification
2	ID	G01
3	Objective(s)	To inform the CSMS about a Connector status change.
4	Description	This use case covers the functionality that a Charging Station sends a notification to the CSMS to inform the CSMS about a Connector status change.
	Actors	Charging Station, CSMS
	Scenario description	<ol style="list-style-type: none"> <li>1. A connector status changed, the Charging Station sends a <a href="#">StatusNotificationRequest</a> to the CSMS to inform the CSMS about the new status.</li> <li>2. The CSMS responds with <a href="#">StatusNotificationResponse</a> to the Charging Station.</li> </ol>
	Alternative scenario	<ol style="list-style-type: none"> <li>1. Instead of a <a href="#">StatusNotificationRequest</a> a Charging Station can send a <a href="#">NotifyEventRequest</a> with <i>trigger = Delta</i> for <i>component.name = "Connector"</i> and the EVSE number in <i>evse.id</i> and the connector number in <i>evse.connectorId</i>, and <i>variable = "AvailabilityState"</i> with the value of the new status to the CSMS. <ol style="list-style-type: none"> <li>1a. Optionally, Charging Station can also include the state of <i>component = "ChargingStation"</i> and <i>component = "EVSE"</i> in the <a href="#">NotifyEventRequest</a>.</li> </ol> </li> <li>2. The CSMS responds with <a href="#">NotifyEventResponse</a> to the Charging Station.</li> </ol>
5	Prerequisite(s)	n/a
6	Postcondition(s)	<p><b>Successful postconditions:</b> The CSMS is <i>Successfully</i> informed about the status change.</p> <p><b>Failure postconditions:</b> n/a</p>
7	Error handling	n/a
8	Remark(s)	<p>The Charging Station MAY use the <i>Unavailable</i> status internally for other purposes (e.g. while updating firmware or waiting for an initial <i>Accepted</i> RegistrationStatus). When one of the connectors on an EVSE is Reserved/Occupied, the CSMS has to take care of the status of the other connectors when presenting availability information to another system or user. The CSMS knows which connectors belong to the same EVSE.</p> <p>Notifying a connector status from the Charging Station to the CSMS will be taken over by the new Device Management Monitoring feature, however this mechanism has not been proven in the field yet. So the old <a href="#">StatusNotificationRequest</a> message remains available for use for now.</p>

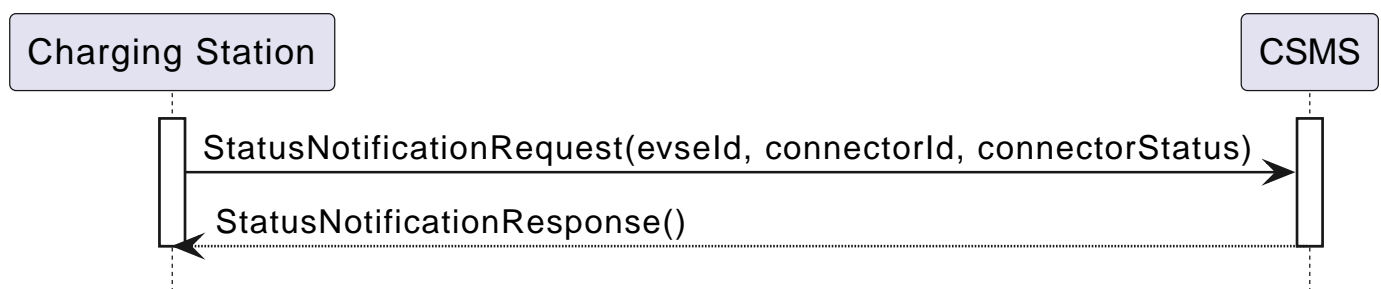


Figure 72. Sequence Diagram: Status Notification

### G01 - Report connector AvailabilityState - State transition overview for connecting/disconnecting

Initial	Cable plugin	Cable unplug
Available	→ Occupied	-
Occupied	-	→ Available ( → Unavailable, if scheduled to become Unavailable)

Initial	Cable plugin	Cable unplug
Reserved	-	-
Unavailable	-	-
Faulted	-	-

## G01 - Status Notification - Requirements

Table 81. G01 - Requirements

ID	Precondition	Requirement definition
G01.FR.01		A Charging Station Connector MUST have one of the valid statuses from the <a href="#">ConnectorStatus</a> enumeration.
G01.FR.02	When an EVSE is set to status <i>Unavailable</i> by a <a href="#">ChangeAvailabilityRequest</a> message.	The EVSE's <i>Unavailable</i> status SHALL be persistent across reboots.
G01.FR.03	The connector is <i>Available</i> when an EV is connecting	The Charging Station SHALL send a <a href="#">NotifyEventRequest</a> for <i>component</i> = "Connector", <i>variable</i> = "AvailabilityState", <i>actualValue</i> = "Occupied" and <i>trigger</i> = "Delta" or a <a href="#">StatusNotificationRequest</a> with <i>connectorStatus</i> = <i>Occupied</i> .
G01.FR.04	The connector is <i>Occupied</i> when an EV is disconnecting AND connector is not scheduled to become <i>Unavailable</i> (G03.FR.05)	The Charging Station SHALL send a <a href="#">NotifyEventRequest</a> for <i>component</i> = "Connector", <i>variable</i> = "AvailabilityState", <i>actualValue</i> = "Available" and <i>trigger</i> = "Delta" when an EV is disconnected or a <a href="#">StatusNotificationRequest</a> with <i>connectorStatus</i> = <i>Available</i> .
G01.FR.05	The connector is <i>Occupied</i> when an EV is disconnecting AND connector is scheduled to become <i>Unavailable</i> (G03.FR.05)	The Charging Station SHALL send a <a href="#">NotifyEventRequest</a> for <i>component</i> = "Connector", <i>variable</i> = "AvailabilityState", <i>actualValue</i> = "Unavailable" and <i>trigger</i> = "Delta" when an EV is disconnected or a <a href="#">StatusNotificationRequest</a> with <i>connectorStatus</i> = <i>Unavailable</i> .
G01.FR.06	The connector is <i>Reserved</i> when an EV is connecting AND EV driver presents an <i>IdToken</i> matching the reservation	The Charging Station SHALL send a <a href="#">NotifyEventRequest</a> for <i>component</i> = "Connector", <i>variable</i> = "AvailabilityState", <i>actualValue</i> = "Occupied" and <i>trigger</i> = "Delta" or a <a href="#">StatusNotificationRequest</a> with <i>connectorStatus</i> = <i>Occupied</i> .
G01.FR.07	When a <a href="#">ChangeAvailabilityRequest</a> leads to a connector status change	The Charging Station SHALL send a <a href="#">NotifyEventRequest</a> for <i>component</i> = "Connector", <i>variable</i> = "AvailabilityState", <i>trigger</i> = "Delta" and the corresponding <i>actualValue</i> of "AvailabilityState" or a <a href="#">StatusNotificationRequest</a> with the corresponding <i>connectorStatus</i> .
G01.FR.08	When a cable is plugged in to a connector of an EVSE AND the EVSE has multiple connectors	The Charging Station SHOULD NOT send a <a href="#">NotifyEventRequest</a> or <a href="#">StatusNotificationRequest</a> for the other connector(s), even though they are no longer usable.
G01.FR.09	The connector is <i>Reserved</i> when an EV is connecting AND ( No <i>IdToken</i> is presented OR EV driver presents an <i>IdToken</i> not matching the reservation )	Connector status SHALL NOT change.

## G02 - Heartbeat

No.	Type	Description
1	Name	Heartbeat
2	ID	G02
3	Objective(s)	To let the CSMS know that a Charging Station is still connected, optionally the Heartbeat can be used for time synchronisation.
4	Description	This use case describes a way to let the CSMS know the Charging Station is still connected, a Charging Station sends a heartbeat after a configurable time interval. Depending on the configuration the Heartbeat can be used for time synchronisation.
	Actors	Charging Station, CSMS
	Scenario description	<ol style="list-style-type: none"> <li>If there is no activity for a certain time, the Charging Station sends <a href="#">HeartbeatRequest</a> for ensuring that the CSMS knows that a Charging Station is still alive.</li> <li>Upon receipt of <a href="#">HeartbeatRequest</a>, the CSMS responds with <a href="#">HeartbeatResponse</a>. The response message contains the current time of the CSMS, which the Charging Station MAY use to synchronize its internal clock.</li> </ol>
5	Prerequisite(s)	The heartbeat interval is set.
6	Postcondition(s)	<b>Successful postconditions::</b> The CSMS knows the Charging Station is still connected.  <b>Failure postconditions:</b> The CSMS concludes that the Charging Station is <i>Offline</i> .
7	Error handling	n/a
8	Remark(s)	With JSON over WebSocket, sending heartbeats is <i>not</i> instrumental to keeping websockets alive, since websockets already provide a mechanism for this. However, if the Charging Station uses the heartbeat for time synchronization, it is advised to at least send one heartbeat per 24 hours.

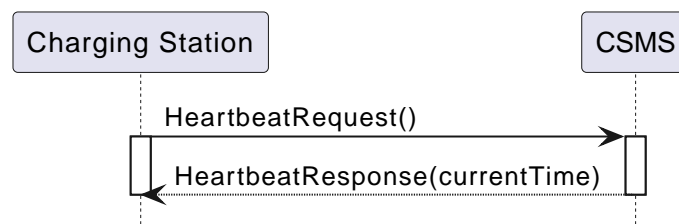


Figure 73. Sequence Diagram: Heartbeat

## G02 - Heartbeat - Requirements

Table 82. G02 - Requirements

ID	Precondition	Requirement definition	Note
G02.FR.01	When the CSMS responds with <a href="#">BootNotificationResponse</a> with a status <i>Accepted</i> .	The Charging Station SHALL adjust the heartbeat interval in accordance with the interval from the response message.	
G02.FR.02		The Charging Station SHALL send <a href="#">HeartbeatRequest</a> after a configurable time interval.	To ensure that the CSMS knows that a Charging Station is still alive.
G02.FR.03		The <a href="#">HeartbeatResponse</a> message SHALL contain the current time of the CSMS.	
G02.FR.04	Whenever a message from a Charging Station has been received.	The CSMS SHALL assume availability of that Charging Station.	
G02.FR.05		It is RECOMMENDED that the Charging Station resets its heartbeat interval timer when another message has been sent to the CSMS.	
G02.FR.06	When the Charging Station receives a <a href="#">HeartbeatResponse</a> .	It is RECOMMENDED that the Charging Station uses the current time to synchronize its internal clock.	

ID	Precondition	Requirement definition	Note
G02.FR.07	When the heartbeat interval timer is continuously reset because of continuous sending of messages AND <a href="#">HeartbeatRequest</a> is used for time synchronisation	It is RECOMMENDED that the Charging Station sends a <a href="#">HeartbeatRequest</a> at least once every 24 hours to synchronise the clock.	

## G03 - Change Availability EVSE/Connector

No.	Type	Description
1	Name	Change Availability EVSE/Connector
2	ID	G03
3	Objective(s)	To enable the CSMS to change the availability of an EVSE or Connector to <i>Operative</i> or <i>Inoperative</i> .
4	Description	This use case covers how the CSMS requests the Charging Station to change the availability of one of the EVSEs or Connectors to <i>Operative</i> or <i>Inoperative</i> . An EVSE/Connector is considered <i>Operative</i> in any status other than <i>Faulted</i> and <i>Unavailable</i> .
	Actors	Charging Station, CSMS
	Scenario description	<ol style="list-style-type: none"> <li>1. The CSMS sends <a href="#">ChangeAvailabilityRequest</a> requesting a Charging Station to change the availability of an EVSE or Connector.</li> <li>2. The Charging Station changes the availability to the EVSE/Connector to the requested <a href="#">operationalStatus</a> from the <a href="#">ChangeAvailabilityRequest</a>.</li> <li>3. Upon receipt of <a href="#">ChangeAvailabilityRequest</a>, the Charging Station responds with <a href="#">ChangeAvailabilityResponse</a>. In case that the status 'Scheduled' is reported in the <a href="#">ChangeAvailabilityResponse</a>, a transaction was running and this will be finished first.</li> <li>4. The Charging Station reports the status of the EVSE/Connector using a <a href="#">NotifyEventRequest</a>.</li> </ol>
	Alternative scenario(s)	<a href="#">G04 - Change Availability Charging Station</a>
5	Prerequisite(s)	n/a
6	Postcondition(s)	<p><b>Successful postcondition:</b> When changing the availability of an EVSE/Connector to <i>Operative</i>, the status of the EVSE has changed to <i>Available</i>, <i>Occupied</i> or <i>Reserved</i>. When changing the availability of an EVSE/Connector to <i>Inoperative</i>, the status of the EVSE has changed to <i>Unavailable</i>.</p> <p><b>Failure postcondition:</b> The status of the EVSE is as it was just before the Charging Station received <a href="#">ChangeAvailabilityRequest</a> and not according to the requested Availability.</p>
7	Error handling	n/a
8	Remark(s)	Availability state set by <a href="#">ChangeAvailabilityRequest</a> persists after a reboot. For example, if EVSE is set to <i>Unavailable</i> it remains unavailable after reboot.

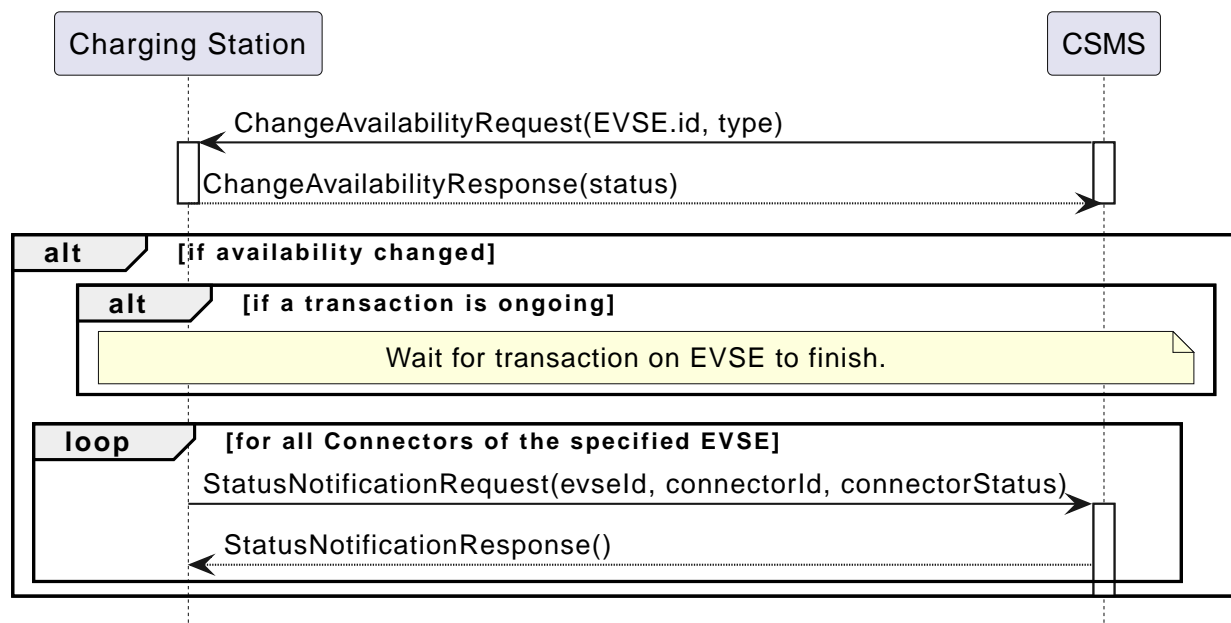


Figure 74. Sequence Diagram: Change Availability

## G03 - Change Availability EVSE - Requirements

Table 83. G03 - Requirements

ID	Precondition	Requirement definition	Note
G03.FR.01	Upon receipt of <a href="#">ChangeAvailabilityRequest</a> .	The Charging Station SHALL respond with <a href="#">ChangeAvailabilityResponse</a> .	As described in <a href="#">ChangeAvailabilityStatusEnumType</a> .
G03.FR.02	G03.FR.01	This response message SHALL indicate whether the Charging Station is able to change to the requested availability.	
G03.FR.03	In the event that CSMS requests the Charging Station to change an EVSE or Connector to the state it is already in.	The Charging Station SHALL respond with availability status <i>Accepted</i> .	
G03.FR.04	When an availability change request with <a href="#">ChangeAvailabilityRequest</a> has changed the state of a Connector.	The Charging Station SHALL inform the CSMS of its new Connector availability status with <a href="#">StatusNotificationRequest</a> or <a href="#">NotifyEventRequest</a> .	
G03.FR.05	When a transaction is in progress AND NOT G03.FR.03	The Charging Station SHALL respond with availability status <i>Scheduled</i> to indicate that it is scheduled to occur after the transaction has finished.	
G03.FR.06	When the availability of an EVSE becomes Inoperative ( <i>Unavailable</i> , <i>Faulted</i> )	All operative connectors (i.e. not <i>Faulted</i> ) of that EVSE SHALL become <i>Unavailable</i> .	
G03.FR.07	When the availability of an EVSE becomes Operative	The Charging Station SHALL revert the status of all connectors of that EVSE to their original status.	See Note 1.
G03.FR.08	When the availability of an EVSE or Connector has been set explicitly via <a href="#">ChangeAvailabilityRequest</a>	The set availability state SHALL be persistent across reboot/power loss.	
G03.FR.09	The connector is Reserved when an EV is connecting AND EV driver has not presented an IdToken matching the reservation	Connector status SHALL NOT change.	Connector stays reserved until IdToken matching reservation is presented or reservation expires.

**NOTE**

1. The Charging Station, EVSEs and Connectors have separate / individual states. This means (for example) that when setting a connector to Inoperative, then setting the connected EVSE to Inoperative and thereafter change the EVSE back to operative, the connector will remain Inoperative.

**NOTE**

2. It is only required to report a status change of a connector. StatusNotificationRequest only supports the reporting of connector statuses.

## G04 - Change Availability Charging Station

No.	Type	Description
1	Name	Change Availability Charging Station
2	ID	G04
	Parent use case	<a href="#">G03 - Change Availability EVSE/Connector</a>
3	Objective(s)	To enable the CSMS to change the availability of a Charging Station.
4	Description	<p>This use case describes how the CSMS requests the Charging Station to change the availability.</p> <p>A Charging Station is considered <i>Operative</i> when it is charging or ready for charging.</p> <p>A Charging Station is considered <i>Inoperative</i> when it does <i>not</i> allow any charging.</p>
	Actors	Charging Station, CSMS
	Scenario description	<p>1. The CSMS sends a <a href="#">ChangeAvailabilityRequest</a> for requesting a Charging Station to change its availability.</p> <p>2. Upon receipt of a <a href="#">ChangeAvailabilityRequest</a>, the Charging Station responds with <a href="#">ChangeAvailabilityResponse</a>.</p>
5	Prerequisite(s)	n/a
6	Postcondition(s)	<p><b>Successful postcondition:</b></p> <p>The CSMS was able to change the availability of the Charging Station.</p> <p>When changing the availability of a Charging Station to <i>Operative</i>, the status of the Charging Station has changed to <i>Available</i>.</p> <p>When changing the availability of a Charging Station to <i>Inoperative</i>, the status of the Charging Station has changed to <i>Unavailable</i>.</p> <p><b>Failure postcondition:</b></p> <p>The CSMS was <i>not</i> able to change the requested Charging Station's availability.</p>
7	Error handling	n/a
8	Remark(s)	Availability state set by <a href="#">ChangeAvailabilityRequest</a> persists after a reboot. For example, if Charging Station is set to <i>Unavailable</i> it remains unavailable after reboot.

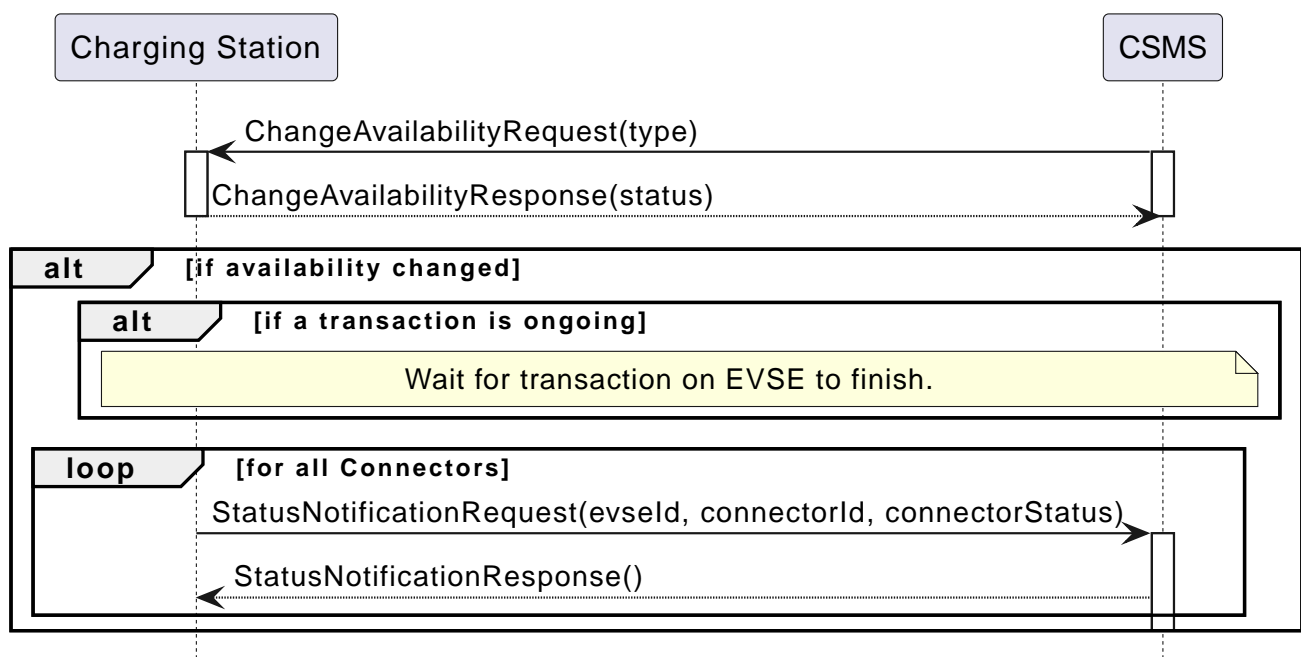


Figure 75. Sequence Diagram: Change Availability Charging Station

## G04 - Change Availability Charging Station - Requirements

Table 84. G04 - Requirements

ID	Precondition	Requirement definition	Note
G04.FR.01	In the case the evse field is omitted in <a href="#">ChangeAvailabilityRequest</a> .	The Charging Station status change SHALL apply to the whole Charging Station.	
G04.FR.02	Upon receipt of <a href="#">ChangeAvailabilityRequest</a> .	The Charging Station SHALL respond with <a href="#">ChangeAvailabilityResponse</a> .	
G04.FR.03	G04.FR.02	This response message SHALL indicate whether the Charging Station is able to change to the requested availability.	
G04.FR.04	In the event that CSMS requests the Charging Station to change to the state it is already in.	The Charging Station SHALL respond with availability status <i>Accepted</i> .	
G04.FR.05	When an availability change request with <a href="#">ChangeAvailabilityRequest</a> has happened.	The Charging Station SHALL inform the CSMS by sending the status of each of the changed connectors via a <a href="#">NotifyEventRequest</a> or a <a href="#">StatusNotificationRequest</a> .	As described in <a href="#">ConnectorStatusEnumType</a>
G04.FR.06	When a transaction is in progress.	The Charging Station SHALL respond with availability status <i>Scheduled</i> to indicate that it is scheduled to occur after the transaction has finished.	
G04.FR.07	When the availability of the Charging Station becomes Inoperative ( <i>Unavailable, Faulted</i> )	All operative EVSEs and connectors (i.e. not <i>Faulted</i> ) SHALL become <i>Unavailable</i> .	
G04.FR.08	When the availability of the Charging Station becomes Operative	The Charging Station SHALL revert the status of all EVSEs and connectors to their original status.	See Note 1.
G04.FR.09	When the availability of a Charging Station has been set explicitly via <a href="#">ChangeAvailabilityRequest</a>	The set availability state SHALL be persistent across reboot/power loss.	

**NOTE**

1. The Charging Station, EVSEs and Connectors have separate / individual states. This means (for example) that when setting a connector to Inoperative, then setting the connected EVSE to Inoperative and thereafter change the EVSE back to operative, the connector will remain Inoperative.

**NOTE**

2. It is only required to report a status change of a connector. StatusNotificationRequest only supports the reporting of connector statuses.

## G05 - Lock Failure

No.	Type	Description
1	Name	Lock Failure
2	ID	G05
3	Objective(s)	To prevent the EV Driver from charging because the Connector is not properly locked.
4	Description	This use case describes how the EV Driver is prevented from starting a charge session at the Charging Station because the Connector is not locked properly.
	Actors	Charging Station, CSMS, EV Driver
	Scenario description	<ol style="list-style-type: none"> <li>1. The EV Driver is authorized by the Charging Station and/or CSMS.</li> <li>2. The lock Connector attempt fails.</li> <li>3. A <a href="#">NotifyEventRequest</a> for the ConnectorPlugRetentionLock component, variable = Problem, value = true.</li> </ol>
5	Prerequisite(s)	Charging Cable plugged in (status = <i>Occupied</i> ) Charging Station has the ConnectorPlugRetentionLock component defined in its Device Model. MonitoringLevel is set to a level that a connector lock event failure will be reported.
6	Postcondition(s)	Transaction is not started and connector lock event failure is reported.
7	Error handling	n/a
8	Remark(s)	It is advisable to provide some sort of notification to the EV Driver ("cable cannot be locked"). A lock failure can also be reported when unlocking of the connector fails.

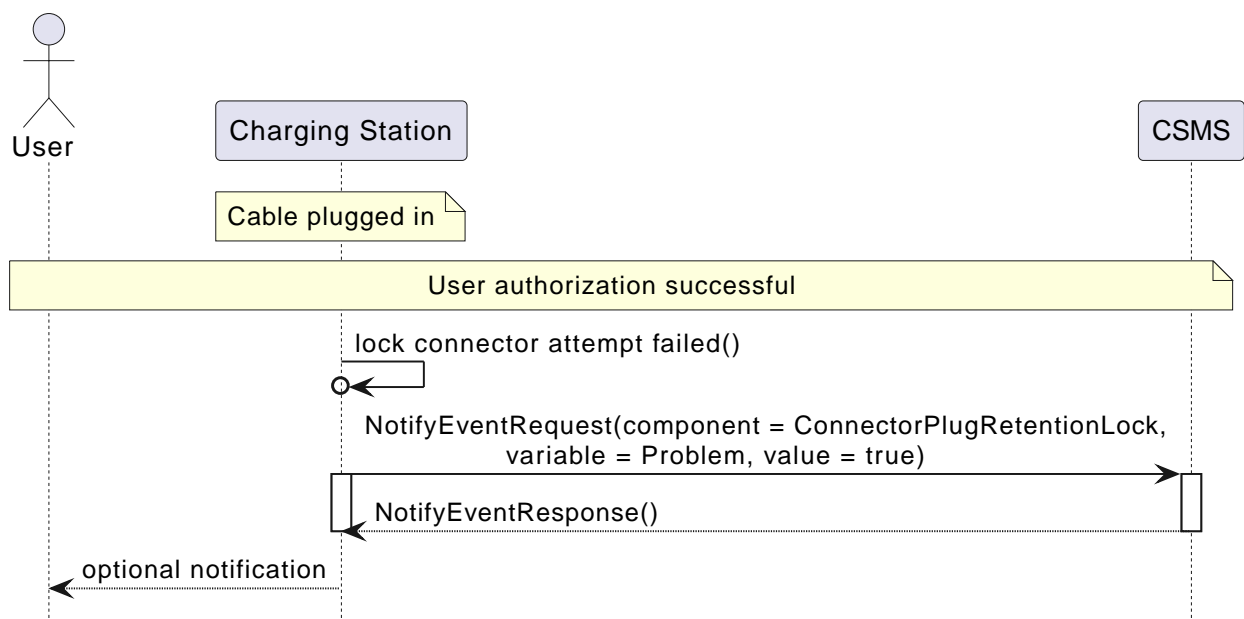


Figure 76. Sequence Diagram: Lock Failure

## G05 - Lock Failure - Requirements

Table 85. G05 - Requirements

ID	Precondition	Requirement definition	Note
G05.FR.01	If the locking of the connector retention lock fails.	The Charging Station SHALL NOT start charging.	
G05.FR.02	G05.FR.01	The Charging Station SHALL send a <a href="#">NotifyEventRequest</a> to the CSMS for the <i>ConnectorPlugRetentionLock</i> component with variable = Problem, Value = True.	
G05.FR.03	G05.FR.02	The CSMS SHALL respond with a <a href="#">NotifyEventResponse</a> .	
G05.FR.04	G05.FR.01	The Charging Station MAY show an optional notification to the EV Driver.	To notify the EV driver of the lock failure.

# H. Reservation

# Chapter 1. Introduction

This Functional Block describes the reservation functionality of OCPP. The reservation functionality enables an EV Driver to reserve an EVSE at a Charging Station until a certain time in order to ensure that this EVSE cannot be occupied by another user.

OCPP allows to reserve a specific EVSE at a Charging Station or a specific connector type. The EV Driver can also reserve an unspecified EVSE, in which case the Charging Station will make sure that at least one EVSE remains available for the EV Driver.

Only available EVSEs can be reserved, since a Charging Station cannot know in advance when an occupied EVSE will become available again. This makes it impossible to guarantee a reservation for an EVSE that is currently occupied.

**NOTE**

A CSMS would still be able to support the reservation functionality for occupied EVSEs by delaying the sending of the reservation message to the Charging Station until the EVSE becomes available, but there is no guarantee that it is available in time.

## Chapter 2. Use cases & Requirements

### H01 - Reservation

No.	Type	Description
1	Name	Reservation
2	ID	H01
3	Objective(s)	To ensure the EV Driver can charge his EV at a Charging Station, the EV Driver can make a reservation until a certain expiry time.
4	Description	This use case describes how a Charging Station can be reserved for a specific <a href="#">IdTokenType</a> .
5	Actors	Charging Station, CSMS, EV Driver
S1	Scenario objective	Reserve an unspecified EVSE at a Charging Station
	Scenario description	<ol style="list-style-type: none"> <li>1. EV Driver asks the CSMS to reserve an unspecified EVSE at the Charging Station.</li> <li>2. The CSMS sends <a href="#">ReserveNowRequest</a> without <i>evseId</i> to a Charging Station.</li> <li>3. Upon receipt of <a href="#">ReserveNowRequest</a>, the Charging Station responds with <a href="#">ReserveNowResponse</a> with status <i>Accepted</i>.</li> </ol>
	Prerequisite(s)	The Charging Station has at least one available EVSE
	Postcondition(s)	<b>Successful postcondition:</b> The Charging Station has accepted the <a href="#">ReserveNowRequest</a> <b>Failure postcondition:</b> The Charging Station has rejected the <a href="#">ReserveNowRequest</a>

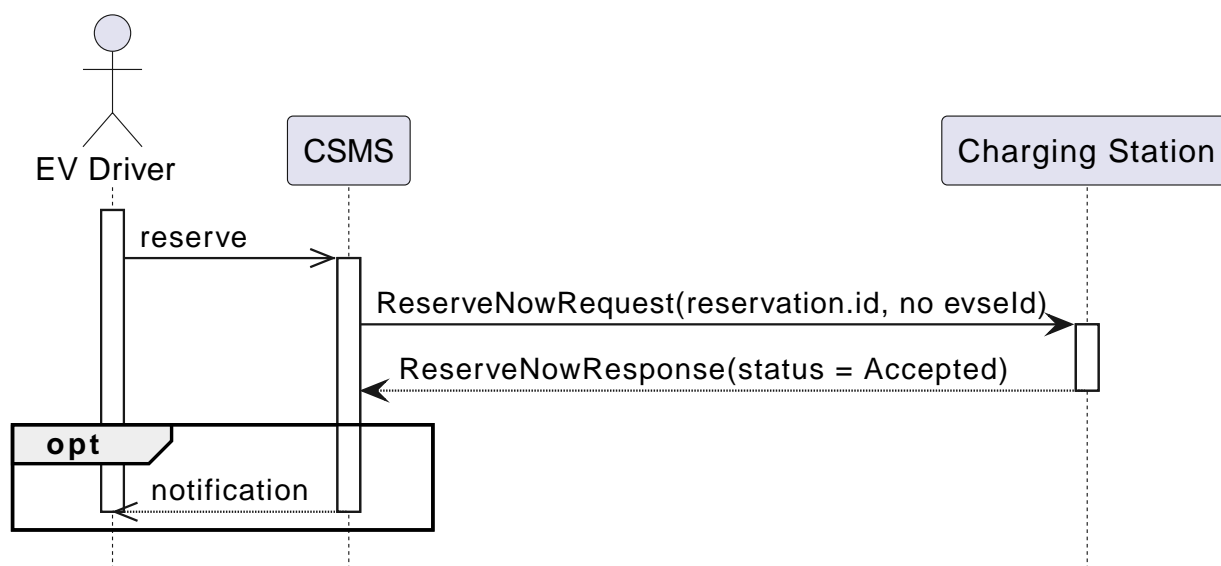


Figure 77. Sequence Diagram: S1 - Reserve a unspecified EVSE at a Charging Station

S2	Scenario objective	Reserve a specific EVSE at a Charging Station
	Scenario description	<ol style="list-style-type: none"> <li>1. EV Driver asks the CSMS to reserve a specific EVSE at the Charging Station.</li> <li>2. The CSMS sends <a href="#">ReserveNowRequest</a> with a EVSE to a Charging Station.</li> <li>3. Upon receipt of <a href="#">ReserveNowRequest</a>, the Charging Station responds with <a href="#">ReserveNowResponse</a> with status <i>Accepted</i>.</li> <li>4. The Charging Station sends <a href="#">StatusNotificationRequest</a> with the status <i>Reserved</i> for all Connectors of that EVSE.</li> <li>5. The CSMS responds with <a href="#">StatusNotificationResponse</a> to the Charging Station.</li> </ol>
	Alternative scenario	<p>Steps 1, 2 and 3 as above.</p> <ol style="list-style-type: none"> <li>4. Instead of a <a href="#">StatusNotificationRequest</a> a Charging Station can send a <a href="#">NotifyEventRequest</a> with <i>trigger = Delta</i> for <i>component.name = "Connector"</i> and the EVSE number in <i>evse.id</i> and the connector number in <i>evse.connectorId</i>, <i>variable = "AvailabilityState"</i> and <i>actualValue = "Reserved"</i>.</li> <li>5a. Optionally, Charging Station can also report a <a href="#">NotifyEventRequest</a> for <i>component = "EVSE"</i>, <i>variable = "AvailabilityState"</i> and <i>actualValue = "Reserved"</i>, and when applicable, also report this for <i>component = "ChargingStation"</i>.</li> </ol>

	<i>Prerequisite(s)</i>	The specified EVSE of the Charging Station has status <i>Available</i>
	<i>Postcondition(s)</i>	<b>Successful postcondition:</b> The Charging Station has accepted the <a href="#">ReserveNowRequest</a> AND sent <a href="#">StatusNotificationRequests</a> with status <i>Reserved</i> . <b>Failure postcondition:</b> The Charging Station has rejected the <a href="#">ReserveNowRequest</a> OR The Charging Station has NOT sent <a href="#">StatusNotificationRequests</a> with status <i>Reserved</i> .

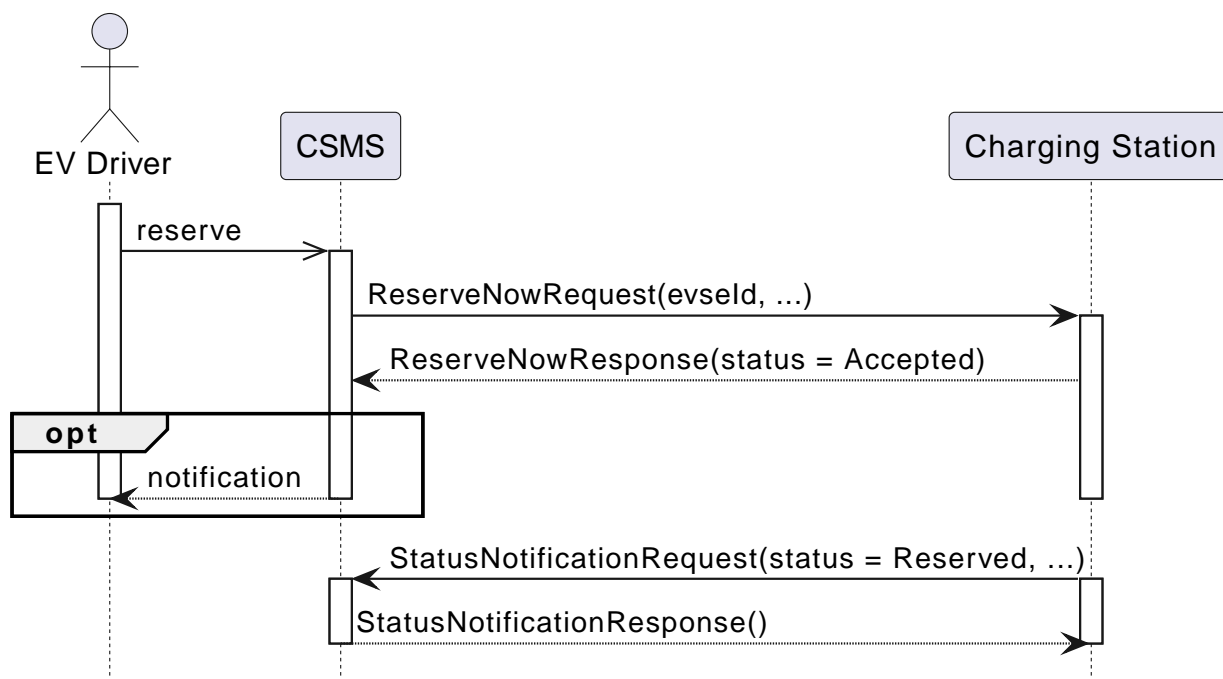


Figure 78. Sequence Diagram: S2 - Reserve a specified EVSE at a Charging Station

S3	<i>Scenario objective</i>	Reserve a connector type at a Charging Station
	<i>Scenario description</i>	<ol style="list-style-type: none"> <li>EV Driver asks the CSMS to reserve a connector type at the Charging Station.</li> <li>The CSMS sends <a href="#">ReserveNowRequest</a> with a connector type to a Charging Station.</li> <li>Upon receipt of <a href="#">ReserveNowRequest</a>, the Charging Station responds with <a href="#">ReserveNowResponse</a> with status <i>Accepted</i>.</li> </ol>
	<i>Prerequisite(s)</i>	The Charging Station has at least one available EVSE with the specified connector type
	<i>Postcondition(s)</i>	<b>Successful postcondition:</b> The Charging Station has accepted the <a href="#">ReserveNowRequest</a> <b>Failure postcondition:</b> The Charging Station has rejected the <a href="#">ReserveNowRequest</a>

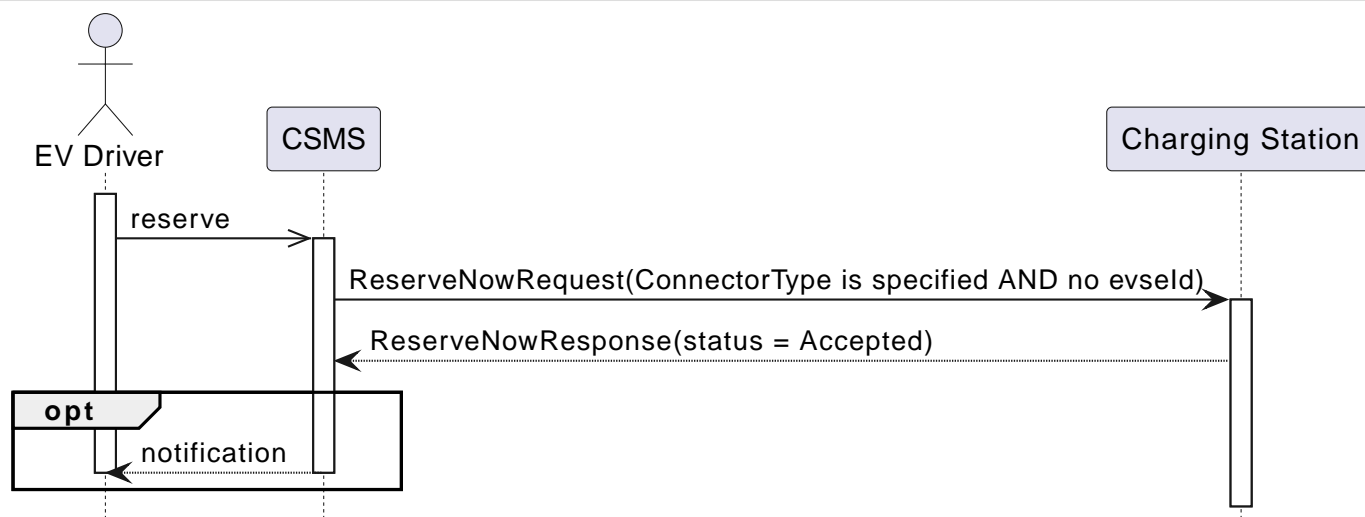


Figure 79. Sequence Diagram: S3 - Reserve a connector type at a Charging Station

6	Error handling	
7	Remark(s)	It is RECOMMENDED to validate the Identifier with an <a href="#">AuthorizeRequest</a> after reception of <a href="#">ReserveNowRequest</a> and before the start of the transaction.

## H01 - Reservation - Requirements

Table 86. H01 - Requirements

ID	Precondition	Requirement definition	Note
H01.FR.01	If the Charging Station is configured not to accept reservations.	The Charging Station SHALL return <code>Rejected</code> .	
H01.FR.02	If the <i>id</i> in the <a href="#">ReserveNowRequest</a> matches a reservation in the Charging Station.	The Charging Station SHALL replace that reservation with the new reservation in the request.	
H01.FR.03	If the <i>id</i> in the <a href="#">ReserveNowRequest</a> does not match any reservation in the Charging Station.	The Charging Station SHALL return the status value <code>Accepted</code> if it succeeds in reserving an EVSE.	
H01.FR.04	If the Charging Station receives a <a href="#">ReserveNowRequest</a> without <i>evseld</i> AND at least one EVSE is <code>Available</code> AND H01.FR.18	The Charging Station SHALL accept the reservation AND respond with a <a href="#">ReserveNowResponse</a> with status <code>Accepted</code> .	
H01.FR.06	If the Charging Station receives a <a href="#">ReserveNowRequest</a> with a connector type AND at least one EVSE with the specified connector type is <code>Available</code> AND H01.FR.18	The Charging Station SHALL accept the reservation AND respond with a <a href="#">ReserveNowResponse</a> with status <code>Accepted</code> .	
H01.FR.07	When the Charging Station has <code>Accepted</code> a <a href="#">ReserveNowRequest</a> without <i>evseld</i>	The Charging Station SHALL make sure that at any time during the validity of the reservation, one EVSE remains available for the reserved <code>IdTokenType</code> .	
H01.FR.09	When the Charging Station has <code>Accepted</code> a <a href="#">ReserveNowRequest</a> with a connector type	The Charging Station SHALL make sure that at any time during the validity of the reservation, one Connector with the specified type remains available for the reserved <code>IdTokenType</code> .	
H01.FR.11	When receiving a <a href="#">ReserveNowRequest</a> AND (all) targeted EVSEs have status <code>Reserved</code> or <code>Occupied</code>	The Charging Station SHALL return <code>Occupied</code> .	
H01.FR.12	When receiving a <a href="#">ReserveNowRequest</a> AND (all) targeted EVSEs have status <code>Faulted</code>	The Charging Station SHALL return <code>Faulted</code> .	

ID	Precondition	Requirement definition	Note
H01.FR.14	When receiving a <a href="#">ReserveNowRequest</a> AND (all) targeted EVSEs have status <code>Unavailable</code>	The Charging Station SHALL return <code>Unavailable</code> .	
H01.FR.15	If a transaction for the reserved <a href="#">IdTokenType</a> is started.	The Charging Station SHALL send the reservationId in a <a href="#">TransactionEventRequest</a> .	To notify the CSMS that the reservation is terminated. See <a href="#">E. Transactions</a> .
H01.FR.16	When the status of a targeted EVSE changes to <code>Faulted</code>	The Charging Station SHALL cancel the reservation AND send a <a href="#">ReservationStatusUpdate</a> with status <code>Removed</code> .	
H01.FR.17	When the status of a targeted EVSE changes to <code>Unavailable</code>	The Charging Station SHALL cancel the reservation AND send a <a href="#">ReservationStatusUpdate</a> with status <code>Removed</code> .	
H01.FR.18	If the Configuration Variable: <a href="#">ReservationNonEvseSpecific</a> is set to <code>true</code> .	The Charging Station SHALL accept reservations on an unspecified EVSE.	
H01.FR.19	If the Configuration Variable: <a href="#">ReservationNonEvseSpecific</a> is not set or set to <code>false</code> .	The Charging Station SHALL reject reservations on an unspecified EVSE.	
H01.FR.20	H01.FR.04 AND amount of EVSEs available equals the amount of reservations	The Charging Station SHALL send for all connectors of the EVSE: - a <a href="#">NotifyEventRequest</a> with <code>component = "Connector"</code> , <code>variable = "AvailabilityState"</code> , <code>trigger = "Delta"</code> , <code>actualValue = "Reserved"</code> , OR - a <a href="#">StatusNotificationRequest</a> with <code>connectorStatus = Reserved</code> .	If an EVSE is reserved, all of its connectors are reported as reserved.
H01.FR.23	If the Charging Station receives a <a href="#">ReserveNowRequest</a> for <code>evseId</code> AND this EVSE is <code>Available</code>	The Charging Station SHALL respond with a <a href="#">ReserveNowResponse</a> with status <code>Accepted</code> AND SHALL send for all connectors of the EVSE: - a <a href="#">NotifyEventRequest</a> with <code>component = "Connector"</code> , <code>variable = "AvailabilityState"</code> , <code>trigger = "Delta"</code> , <code>actualValue = "Reserved"</code> OR - a <a href="#">StatusNotificationRequest</a> with <code>connectorStatus = Reserved</code> .	If an EVSE is reserved, all of its connectors are reported as reserved.
H01.FR.24	H01.FR.06 AND amount of reservations for a specific <code>connectorType</code> equals the amount of available EVSEs with that specific <code>connectorType</code>	The Charging Station SHALL send for all connectors of the EVSEs that have the specific <code>connectorType</code> - a <a href="#">NotifyEventRequest</a> with <code>component = "Connector"</code> , <code>variable = "AvailabilityState"</code> , <code>trigger = "Delta"</code> , <code>actualValue = "Reserved"</code> OR - a <a href="#">StatusNotificationRequest</a> with <code>connectorStatus = Reserved</code> .	If an EVSE is reserved for a specific <code>connectorType</code> , all connectors on the EVSE are reported as reserved.

## H02 - Cancel Reservation

No.	Type	Description
1	Name	Cancel Reservation
2	ID	H02
3	Objective(s)	To cancel a reservation on a Charging Station.
4	Description	This use case describes how an EV Driver can cancel an existing reservation. The CSMS can cancel the reservation the EV Driver has on a Charging Station.
	Actors	Charging Station, CSMS, EV Driver
	Scenario description	<ol style="list-style-type: none"> <li>1. EV Driver asks the CSMS to cancel a reservation.</li> <li>2. To cancel a reservation, the CSMS sends <a href="#">CancelReservationRequest</a> to the Charging Station.</li> <li>3. If the Charging Station has a reservation matching the reservationId in the request PDU, it returns the status <i>Accepted</i>.</li> <li>4. If needed, the Charging Station sends <a href="#">StatusNotificationRequest</a> with the status <i>Available</i> or a <a href="#">NotifyEventRequest</a> with <i>AvailabilityState</i> set to <i>Available</i> for all the Connectors of EVSEs that became available.</li> <li>5. The CSMS responds with <a href="#">StatusNotificationResponse</a> or <a href="#">NotifyEventResponse</a> to the Charging Station.</li> <li>6. The reservation is canceled.</li> </ol>
5	Prerequisite(s)	<ul style="list-style-type: none"> <li>- The Functional Block <i>Reservation</i> is installed.</li> <li>- EV Driver has a reservation at the Charging Station.</li> </ul>
6	Postcondition(s)	<p><b>Successful postcondition:</b> The CSMS was able to cancel the EV Driver's reservation at the Charging Stations.</p> <p><b>Failure postcondition:</b> n/a.</p>
7	Error handling	n/a
8	Remark(s)	The Charging Station does not send a <a href="#">ReservationStatusUpdate</a> , because it was explicitly canceled by CSMS, so it is already aware of the event.

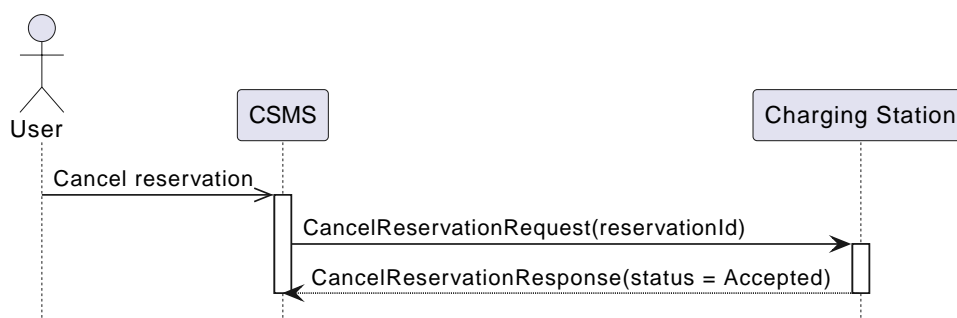


Figure 80. Sequence Diagram: Cancel Reservation

## H02 - Cancel Reservation - Requirements

Table 87. H02 - Requirements

ID	Precondition	Requirement definition
H02.FR.01	The Charging Station has received a <a href="#">CancelReservationRequest</a> and no matching reservationId.	The Charging Station SHALL return <i>Rejected</i> .
H02.FR.02	If a Charging Station receives a <a href="#">CancelReservationRequest</a> with a valid, known reservationId.	The reservation SHALL be canceled.
H02.FR.03	H02.FR.02 AND If a specific EVSE was reserved for this reservation	The Charging Station SHALL allow charging again on this EVSE.

ID	Precondition	Requirement definition
H02.FR.04	H02.FR.03	The Charging Station SHALL send a <a href="#">StatusNotificationRequest</a> with status <i>Available</i> or a <a href="#">NotifyEventRequest</a> with <i>AvailabilityState</i> set to <i>Available</i> to the CSMS for each connector, notifying the CSMS that all the connectors of this EVSE are available again for any EV Driver.
H02.FR.05	H02.FR.02 AND If no specific EVSE was reserved for this reservation	The Charging Station SHALL allow charging on all EVSE which were not reserved explicitly.
H02.FR.06	H01.FR.05 AND before cancelling the reservation the amount of EVSEs reserved was equal to the amount of reservations	The Charging Station SHALL send for all connectors of all EVSEs which were not reserved explicitly: - a <a href="#">NotifyEventRequest</a> with <i>component</i> = "Connector", <i>variable</i> = "AvailabilityState", <i>trigger</i> = "Delta", <i>actualValue</i> = "Available", OR - a <a href="#">StatusNotificationRequest</a> with <i>connectorStatus</i> = <i>Available</i> .

## H03 - Use a reserved EVSE

No.	Type	Description
1	Name	Use a reserved EVSE
2	ID	H03
3	Objective(s)	Use a reserved EVSE
4	Description	This use cases covers how a reserved EVSE can be used based on IdToken and GroupIdToken information.
	Actors	Charging Station, CSMS, EV Driver
S1	Scenario objective	Use an EVSE with connector status <i>Reserved</i> , that is reserved for this IdToken
	Scenario description	<p><i>TxStartPoint</i> = "Authorized"; <i>IdToken</i> presented first</p> <ol style="list-style-type: none"> <li>The EV Driver presents an <a href="#">IdTokenType</a> at the Charging Station that is the same as the reservation's <a href="#">IdTokenType</a>.</li> <li>Charging Station matches <a href="#">IdTokenType</a> with the reservation.</li> <li>Connector status becomes <i>Available</i>, since reservation has now been consumed.</li> <li>Charging Station optionally authorizes the <a href="#">IdTokenType</a> via an <a href="#">AuthorizeRequest</a>.</li> <li>If authorization accepted, or authorization step was skipped: <ol style="list-style-type: none"> <li>Charging Station starts a transaction as in <a href="#">E03 - Start Transaction - IdToken First</a>.</li> <li>Connector status will become <i>Occupied</i> when cable is connected.</li> </ol> </li> </ol>
	Scenario description #2	<p><i>TxStartPoint</i> = "EVConnected"; <i>Cable plugged in first</i></p> <ol style="list-style-type: none"> <li>The EV Driver connects the cable.</li> <li>Charging Station starts a transaction, but EVSE connector status remains <i>Reserved</i>.</li> <li>The EV Driver presents an <a href="#">IdTokenType</a> at the Charging Station that is the same as the reservation's <a href="#">IdTokenType</a></li> <li>Charging Station matches <a href="#">IdTokenType</a> with the reservation</li> <li>Connector status becomes <i>Occupied</i>, since reservation has now been consumed</li> <li>Charging Station optionally authorizes the <a href="#">IdTokenType</a> via an <a href="#">AuthorizeRequest</a></li> <li>If authorization accepted, or authorization step was skipped: <ol style="list-style-type: none"> <li>Charging Station starts a transaction as in <a href="#">E02 - Start Transaction - Cable Plugin First</a></li> </ol> </li> </ol>
5	Prerequisite(s)	EVSE has been reserved for IdToken and connector status is <i>Reserved</i> .

No.	Type	Description
6	Postcondition(s)	n/a

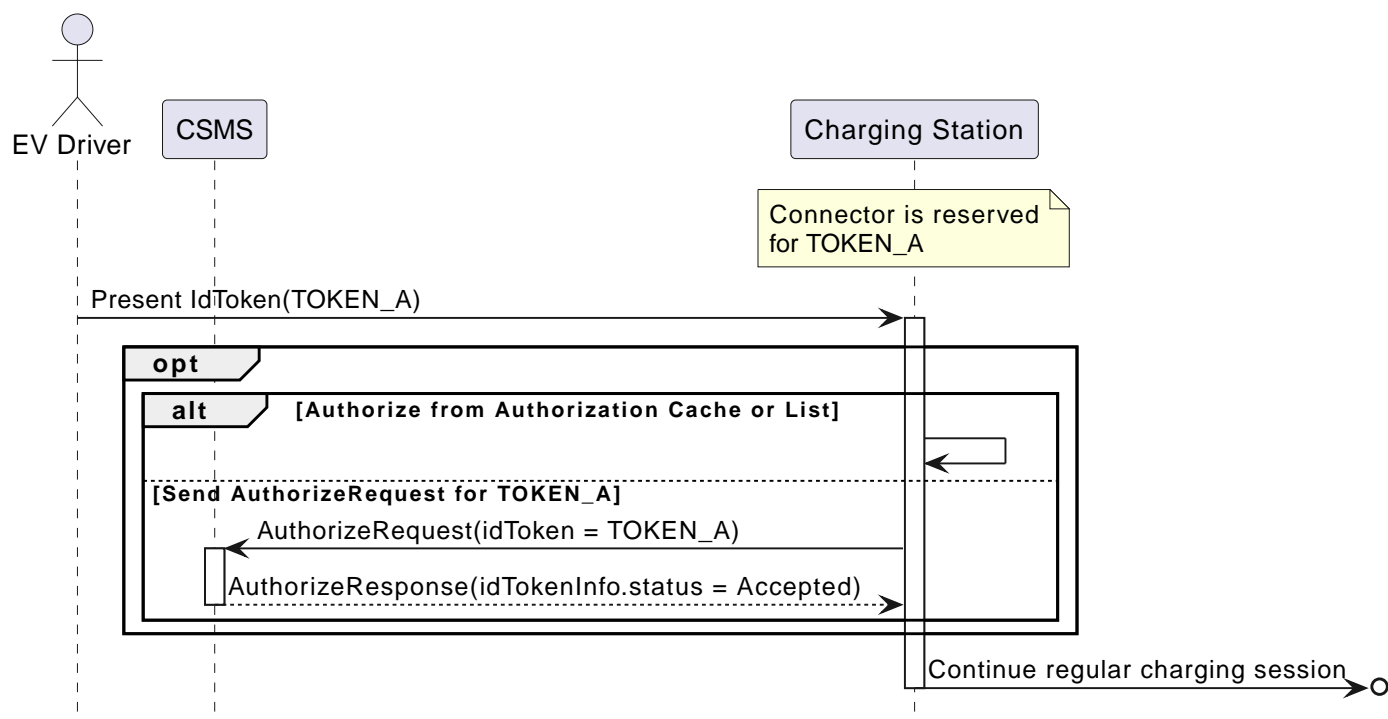


Figure 81. Sequence Diagram: Use a reserved EVSE with IdToken

S2	Scenario objective	Use an EVSE with connector status <code>Reserved</code> , that is reserved for this <code>GroupIdToken</code>
	Scenario description	<p><i>TxStartPoint = "Authorized"; IdToken presented first</i></p> <ol style="list-style-type: none"> <li>The EV Driver presents an <code>IdTokenType</code> at the Charging Station that is <b>not</b> the same as the reservation's <code>IdTokenType</code>, but the reservation contains a <code>groupIdToken</code>.</li> <li>Charging Station authorizes the <code>IdTokenType</code> via an <code>AuthorizeRequest</code>, Local Authorization List or Authorization Cache, and checks if the <code>groupIdToken</code> of the <code>IdTokenType</code> matches with the reservation.</li> <li>If <code>groupIdTokens</code> match: <ol style="list-style-type: none"> <li>Connector status becomes <code>Available</code>, since reservation has now been consumed.</li> <li>Charging Station starts a transaction as in <a href="#">E03 - Start Transaction - IdToken First</a></li> <li>Connector status will become <code>Occupied</code> when cable is connected</li> </ol> </li> </ol>
	Scenario description #2	<p><i>TxStartPoint = "EVConnected"; Cable plugged in first</i></p> <ol style="list-style-type: none"> <li>The EV Driver connects the cable.</li> <li>Charging Station starts a transaction, but connector status remains <code>Reserved</code>.</li> <li>The EV Driver presents an <code>IdTokenType</code> at the Charging Station that is <b>not</b> the same as the reservation's <code>IdTokenType</code>, but the reservation contains a <code>groupIdToken</code>.</li> <li>Charging Station authorizes the <code>IdTokenType</code> via an <code>AuthorizeRequest</code>, Local Authorization List or Authorization Cache, and checks if the <code>groupIdToken</code> of the <code>IdTokenType</code> matches with the reservation.</li> <li>If <code>groupIdTokens</code> match: <ol style="list-style-type: none"> <li>Connector status becomes <code>Occupied</code>, since reservation has now been consumed.</li> <li>Charging Station starts a transaction as in <a href="#">E02 - Start Transaction - Cable Plugin First</a></li> </ol> </li> </ol>

5	Prerequisite(s)	EVSE has been reserved for GroupIdToken. EVSE <i>connectorStatus</i> = <i>Reserved</i> .
6	Postcondition(s)	n/a

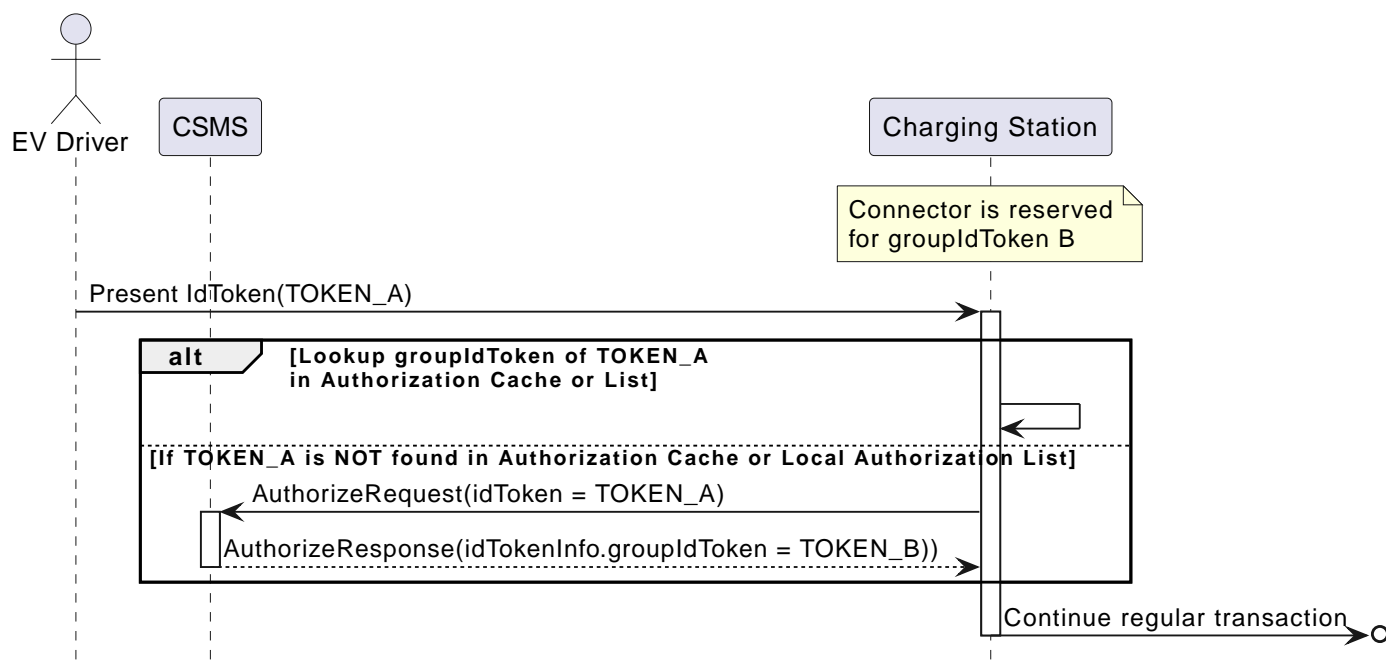


Figure 82. Sequence Diagram: Use a reserved EVSE with GroupId

S3	Scenario objective	Use an EVSE when Charging Station has a reservation for idToken, but connector status is <i>Available</i> . This happens when reservation is for an unspecified EVSE and multiple EVSEs are available.
	Scenario description	<i>TxStartPoint</i> = "Authorized"; <i>IdToken</i> presented first Identical to scenario S1 above.
	Scenario description #2	<i>TxStartPoint</i> = "EVConnected"; <i>Cable plugged in first</i>  <ol style="list-style-type: none"> <li>1. The EV Driver connects the cable</li> <li>2. Charging Station reports connector status as <i>Occupied</i></li> <li>3. Charging Station starts a transaction</li> <li>4. The EV Driver presents an <i>IdTokenType</i> at the Charging Station that is the same as the reservation's <i>IdTokenType</i></li> <li>5. Charging Station matches <i>IdTokenType</i> with the reservation</li> <li>6. Charging Station optionally authorizes the <i>IdTokenType</i> via an <i>AuthorizeRequest</i></li> <li>7. If authorization accepted, or authorization step was skipped: <ol style="list-style-type: none"> <li>a. Charging Station starts a transaction as in <i>E02 - Start Transaction - Cable Plugin First</i></li> </ol> </li> </ol>
5	Prerequisite(s)	Unspecified EVSE has been reserved for idToken. EVSE connector status is <i>Available</i> .
6	Postcondition(s)	n/a
7	Error handling	n/a

8	Remark(s)	<p>It is RECOMMENDED to validate the Identifier with an <a href="#">AuthorizeRequest</a> after reception of <a href="#">ReserveNowRequest</a> and before the start of the transaction.</p> <p>If an <i>idToken</i> is presented that does not match the reservation (and <i>groupIdTokens</i> do not match either), then this <i>idToken</i> is not authorized to charge.</p> <p>If TxStartPoint = <i>Authorized</i> or <i>PowerPathClosed</i> then a transaction would not be started in this case.</p> <p>If TxStartPoint = <i>EVConnected</i> or <i>ParkingBayOccupancy</i> then a transaction would be started by cable plug-in or occupancy of parking bay, but charging would not start. Assuming a TxStopPoint of <i>EVConnected</i> the transaction would be ended at cable plug-out.</p>
---	-----------	---

### H03 - Use a reserved EVSE - Requirements

Table 88. H03 - Requirements

ID	Precondition	Requirement definition	Note
H03.FR.01	Reservation is pending for a specific <i>idToken</i> for a specific <i>evseld</i>	The Charging Station SHALL allow charging on that EVSE when <i>IdToken</i> presented for authorization matches the specific <i>idToken</i> from the reservation.	
H03.FR.02	Reservation is pending for a specific <i>idToken</i> for a specific <i>connectorType</i>	The Charging Station SHALL allow charging on an EVSE with a connector of type <i>connectorType</i> when <i>IdToken</i> presented for authorization matches the specific <i>idToken</i> from the reservation.	
H03.FR.03	Reservation is pending for a specific <i>idToken</i> without a specific <i>evseld</i> or <i>connectorType</i>	The Charging Station SHALL allow charging on an EVSE when <i>IdToken</i> presented for authorization matches the specific <i>idToken</i> from the reservation.	
H03.FR.04	H03.FR.01 AND attribute <i>groupIdToken</i> in reservation has a value	The Charging Station SHALL allow charging on that EVSE when <i>IdToken</i> presented for authorization matches the specific <i>idToken</i> from the reservation or when the associated <i>groupIdToken</i> matches.	
H03.FR.05	H03.FR.02 AND attribute <i>groupIdToken</i> in reservation has a value	The Charging Station SHALL allow charging on an EVSE with a connector of type <i>connectorType</i> when <i>IdToken</i> presented for authorization matches the specific <i>idToken</i> from the reservation or when the associated <i>groupIdToken</i> matches.	
H03.FR.06	H03.FR.03 AND attribute <i>groupIdToken</i> in reservation has a value	The Charging Station SHALL allow charging on any EVSE when <i>IdToken</i> presented for authorization matches the specific <i>idToken</i> from the reservation or when the associated <i>groupIdToken</i> matches.	
H03.FR.07	If attribute <i>groupIdToken</i> in the reservation has a value (it is optional).	In order to determine the <i>groupIdToken</i> that is associated with an incoming <i>IdToken</i> , the Charging Station MAY look it up in its Local Authorization List or Authorization Cache.	
H03.FR.08	H03.FR.07 AND If the incoming <i>IdToken</i> is not found in the Local Authorization List or Authorization Cache.	The Charging Station SHALL send an <a href="#">AuthorizeRequest</a> for the incoming <i>IdToken</i> to the CSMS in order to get its associated <i>groupIdToken</i> . (Note: This <a href="#">AuthorizeRequest</a> may already have been performed when the <i>idToken</i> was presented for authorization.)	
H03.FR.09	When an <i>idToken</i> or <i>groupIdToken</i> is presented that matches a reservation	Charging Station SHALL consider the reservation to be used (consumed)	The ( <i>group</i> ) <i>IdToken</i> can be presented locally at a card reader, but can also be part of a <a href="#">RequestStartTransaction</a> .
H03.FR.10	H03.FR.09 AND Connector associated with reservation has status <i>Reserved</i>	Charging Station SHALL set connector status to <i>Available</i> if no cable has been plugged-in, or <i>Occupied</i> if a cable has already been plugged-in.	

## H04 - Reservation Ended, not used

No.	Type	Description
1	Name	Reservation Ended, not used
2	ID	H04
3	Objective(s)	To enable a Charging Station to notify the CSMS about a reservation that has expired.
4	Description	This use cases covers how the Charging Station notifies the CSMS about a reservation, that has ended/timed out before the EV Driver starts using the Charging Station.
	Actors	Charging Station, CSMS
	Scenario description	<ol style="list-style-type: none"> <li>1. The Charging Station has a reservation.</li> <li>2. The expiryDate of the reservation is reached.</li> <li>3. The Charging Station removes the reservation .</li> <li>4. If a specific EVSE was reserved for this reservation, the Charging Station makes the EVSE available again and notifies the CSMS about this by sending a <a href="#">StatusNotificationRequest</a> with the status <i>Available</i> or a <a href="#">NotifyEventRequest</a> with <i>AvailabilityState</i> set to <i>Available</i> for all the Connectors of that EVSE.</li> <li>5. The CSMS responds with a <a href="#">StatusNotificationResponse</a> or <a href="#">NotifyEventResponse</a>.</li> <li>6. The Charging Station sends a <a href="#">ReservationStatusUpdateRequest</a> with status <i>Expired</i> to the CSMS.</li> <li>7. The CSMS responds with a <a href="#">ReservationStatusUpdateResponse</a>.</li> </ol>
5	Prerequisite(s)	n/a
6	Postcondition(s)	n/a
7	Error handling	n/a
8	Remark(s)	Use of <a href="#">StatusNotificationRequest</a> instead of <a href="#">NotifyEventRequest</a> is deprecated, but still allowed.

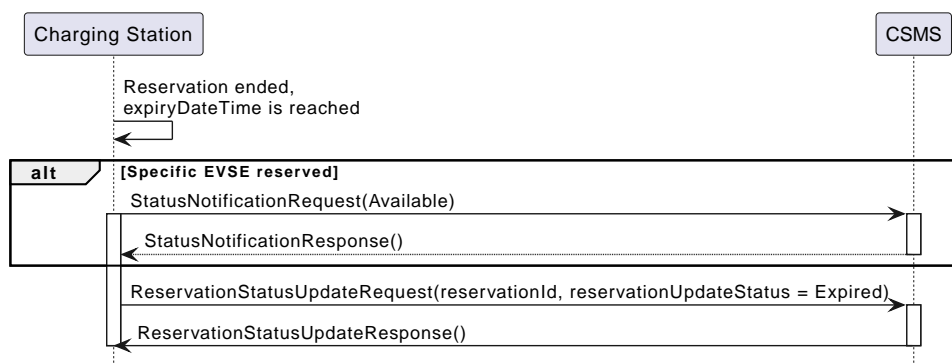


Figure 83. Sequence Diagram: Reservation Ended, not used

## H04 - Reservation Ended, not used - Requirements

Table 89. H04 - Requirements

ID	Precondition	Requirement definition
H04.FR.01	The reservation ends ( <i>expiryDateTime</i> reached)	The Charging Station SHALL send a <a href="#">ReservationStatusUpdateRequest</a> with status <i>Expired</i> .
H04.FR.02	H04.FR.01 AND If a specific EVSE was reserved for this reservation	The Charging Station SHALL allow charging again on this EVSE.
H04.FR.03	H04.FR.02	The Charging Station SHALL send a <a href="#">StatusNotificationRequest</a> with status <i>Available</i> or a <a href="#">NotifyEventRequest</a> with <i>AvailabilityState</i> set to <i>Available</i> to the CSMS for each connector, notifying the CSMS that all the connectors of this EVSE are available again for any EV Driver.

# I. Tariff And Cost

---

# Chapter 1. Introduction

This Functional Block provides tariff and cost information to an EV Driver, when a Charging Station is capable of showing this on a display.

Before a driver starts charging he needs to be given tariff information, given detailed prices for all the components that make up the tariff plan applicable to this driver at this Charging Station. As this is a human readable text message, it can also be used for other things, like a personal welcome message.

Some business cases might require the EV Driver to be shown the running total cost during charging, updated at a regular, fitting interval. When the EV Driver stops charging, he needs to be shown to the total cost of the just stopped transaction.

All tariffs and costs are in the currency configured in the Configuration Variable [Currency](#).

## 1.1. Why no structured tariff information?

Because tariff structures can become very complex it will be difficult to convert these to human-readable text in the Charging Station. The CSO is the owner of the tariffs and should be able to provide the Charging Station with a human-readable tariff text. If the CSO is not able to generate human-readable texts from its own tariffs, how can a Charging Station be expected to be able to this. That is why we have kept the complexity of tariffs out of OCPP.

## Chapter 2. Use cases & Requirements

### I01 - Show EV Driver-specific Tariff Information

No.	Type	Description
1	Name	Show EV Driver-specific Tariff Information
2	ID	I01
3	Objective(s)	To show an EV Driver-specific tariff before the start of a transaction.
4	Description	When an EV Driver wants to charge an EV he wants to know how much charging will cost him at the Charging Station he is at. The EV Driver is authenticated by his (RFID) token. The Charging Station asks the CSMS for information about the presented token. The CSMS returns information about the token, including the tariff applicable to this EV Driver.
	Actors	Charging Station, CSMS, EV Driver
	Scenario description	<ol style="list-style-type: none"> <li>1. The EV Driver wants to charge an EV, he presents his <code>IdTokenType</code>.</li> <li>2. The Charging Station sends <code>AuthorizeRequest</code> to the CSMS to request authorization.</li> <li>3. Upon receipt of <code>AuthorizeRequest</code>, the CSMS responds with <code>AuthorizeResponse</code>. This response message indicates whether or not the <code>IdTokenType</code> is accepted by the CSMS, and reports the EV Driver-specific tariff in the <code>IdTokenInfo.personalMessage</code> field.</li> <li>4. The Charging Station shows the EV Driver-specific tariff to the EV Driver.</li> </ol>
	Alternative scenario(s)	<a href="#">I04 - Show Fallback Tariff Information</a>
5	Prerequisite(s)	The Charging Station supports Tariff Information and uses central cost calculation by CSMS.
6	Postcondition(s)	<p><b>Successful postcondition:</b> The EV Driver is authorized, knows which tariff is applicable for him/her and can start charging.</p> <p><b>Failure postcondition:</b> If the authorization status is other than <i>Accepted</i>, the EV Driver can <i>not</i> start and might not know the tariff.</p>
7	Error Handling	n/a
8	Remarks	<p>The tariff information presented might be the same for any token presented.</p> <p>If known, and applicable, it is advisable to show the tariff information in a language understood by the EV Driver.</p> <p>It is advisable to give the driver the option to cancel the transaction when he does not agree with the tariff. This could be not plugging in the cable, or a cancel button in the user interface etc. As long as it is clear to the driver how a transaction can be canceled.</p>

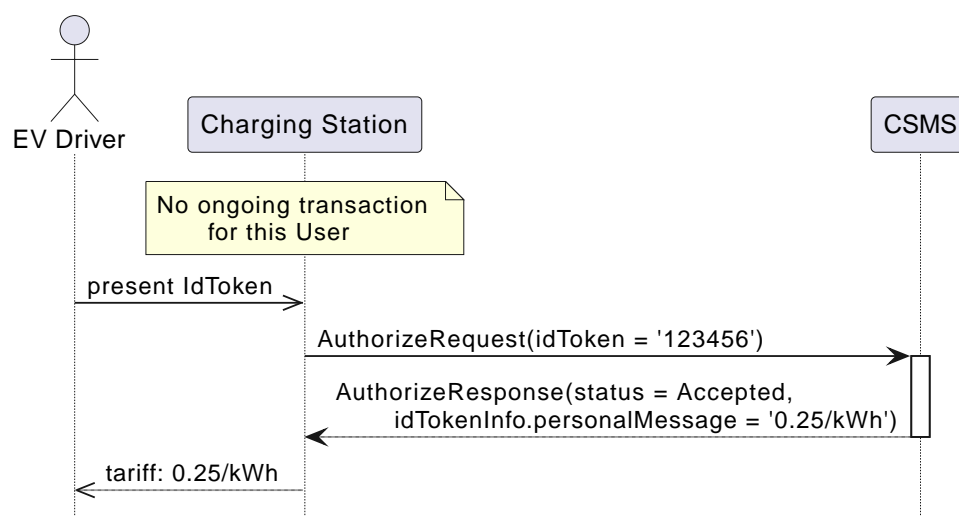


Figure 84. Sequence Diagram: Show EV Driver-specific tariff information

## I01 - Show EV Driver-specific Tariff Information - Requirements

ID.	Precondition	Requirements
I01.FR.01		The CSMS MAY send EV Driver-specific tariff information in the <a href="#">IdTokenInfo.personalMessage</a> field of an <a href="#">AuthorizeResponse</a> message.
I01.FR.02		The CSMS SHALL only send the tariff information if the Charging Station supports the tariff or DisplayMessage functionality.
I01.FR.03	I01.FR.01	The Charging Station SHALL show the EV Driver-specific tariff information to the EV Driver.

## I02 - Show EV Driver Running Total Cost During Charging

No.	Type	Description
1	Name	Show EV Driver Running Total Cost During Charging
2	ID	I02
3	Objective(s)	To show an EV Driver the running total cost during charging
4	Description	While a transaction is ongoing, the driver wants to know how much the running total cost is, updated at a relevant interval.
	Actors	Charging Station, CSMS, EV Driver
	Scenario description	<ol style="list-style-type: none"> <li>1. Every Y seconds the CSMS sends a <a href="#">CostUpdatedRequest</a> to the Charging Station to update the current total cost.</li> <li>2. Upon receipt of the <a href="#">CostUpdatedRequest</a>, the Charging Station responds with a <a href="#">CostUpdatedResponse</a>.</li> <li>3. The Charging Station shows the current total cost to the EV Driver.</li> </ol>
	Alternative scenario	<ol style="list-style-type: none"> <li>1. Upon receipt of a <a href="#">TransactionEventRequest</a> with <i>eventType</i> = Updated the CSMS returns the running cost corresponding to the <i>timestamp</i> and <i>meterValue</i> in the field <i>totalCost</i> in the <a href="#">TransactionEventResponse</a>.</li> <li>2. The Charging Station shows the current total cost to the EV Driver.</li> </ol>
5	Prerequisites	The Charging Station supports Tariff Information Ongoing transaction and uses central cost calculation by CSMS.
6	Postcondition(s)	<b>Successful postcondition:</b> The EV Driver knows the running total cost during charging.  <b>Failure postcondition:</b> Total cost not known to the EV Driver during charging.
7	Error Handling	n/a
8	Remarks	Updating the running cost very often will create a lot of messages, which might result in high mobile data cost.

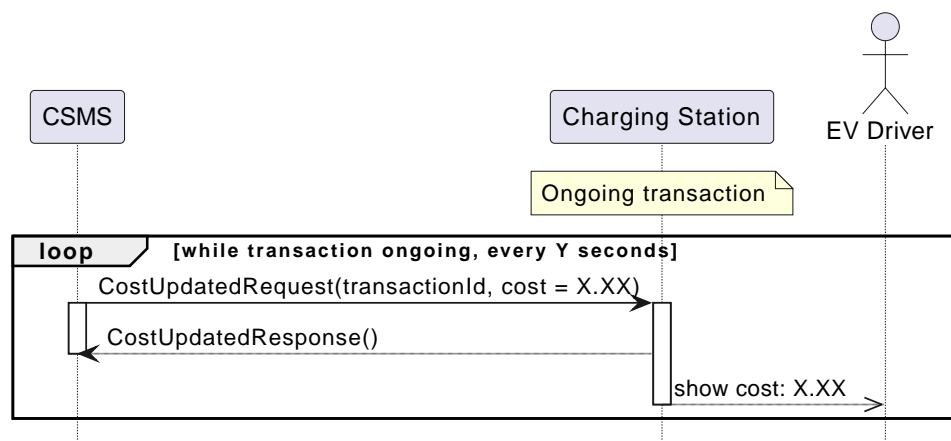


Figure 85. Sequence Diagram: Show EV Driver Running Total Cost During Charging

## I02 - Show EV Driver Running Total Cost During Charging - Requirements

ID.	Precondition	Requirements
I02.FR.01		The CSMS SHALL send either a <a href="#">CostUpdatedRequest</a> at a relevant interval/moment or return the running cost in a <a href="#">TransactionEventResponse</a> . This might depend on the charging speed, running cost, etc.
I02.FR.02	Upon receipt of a <a href="#">CostUpdatedRequest</a> message.	The Charging Station SHALL respond with a <a href="#">CostUpdatedResponse</a> message.
I02.FR.03	I02.FR.02	The Charging Station SHALL show the current total cost to the EV Driver.
I02.FR.04	When running cost is reported in <a href="#">TransactionEventResponse</a>	The Charging Station SHALL show the current running cost to the EV Driver.

## I03 - Show EV Driver Final Total Cost After Charging

No.	Type	Description
1	Name	Show EV Driver Final Total Cost After Charging
2	ID	I03
3	Objective(s)	To show an EV Driver the total cost after the transaction is finished.
4	Description	An EV Driver stops an ongoing transaction by presenting his identification token (for example RFID). The transaction is stopped and the total cost of the transaction is shown to the EV Driver.
	Actors	Charging Station, CSMS, EV Driver
	Scenario description	<ol style="list-style-type: none"> <li>1. The EV Driver presents an <a href="#">IdTokenType</a> to stop the transaction.</li> <li>2. The Charging Station sends <a href="#">TransactionEventRequest</a> (<a href="#">eventType</a> = <a href="#">Ended</a>)</li> <li>3. The CSMS responds with <a href="#">TransactionEventResponse</a> containing the total cost of the transaction.</li> <li>4. The Charging Station shows the total cost to the EV Driver.</li> </ol>
	Alternative scenario(s)	<a href="#">I05 - Show Fallback Total Cost Message</a>
5	Prerequisites	The Charging Station supports Tariff Information Ongoing transaction and uses central cost calculation by CSMS.
6	Postcondition(s)	<p><b>Successful postcondition:</b> The EV Driver knows the total cost of the transaction.</p> <p><b>Failure postcondition:</b> The EV Driver does NOT know the total cost of the transaction.</p>
7	Error Handling	n/a
8	Remarks	<p>If the Charging Station was offline when the transaction ended and the <a href="#">TransactionEventResponse</a> with <i>totalCost</i> is received when the Charging Station comes back online some time after that, then there is no use in displaying the cost, because the driver has likely left already. A similar situation applies when <i>TxStopPoint</i> is defined as <a href="#">ParkingBayOccupancy</a>, in which case the EV must leave the Charging Station to cause the transaction to end.</p> <p>The scenario description and sequence diagram above are based on the Configuration Variable for stop transaction being configured as follows.  <i>TxStopPoint</i>: <a href="#">ParkingBayOccupancy</a>, <a href="#">EVConnected</a>, <a href="#">Authorized</a>  This use-case is also valid for other configurations, but then the transaction might stop at another moment, which might change the sequence in which message are send. For more details see the use case: <a href="#">E06 - Stop Transaction options</a></p>

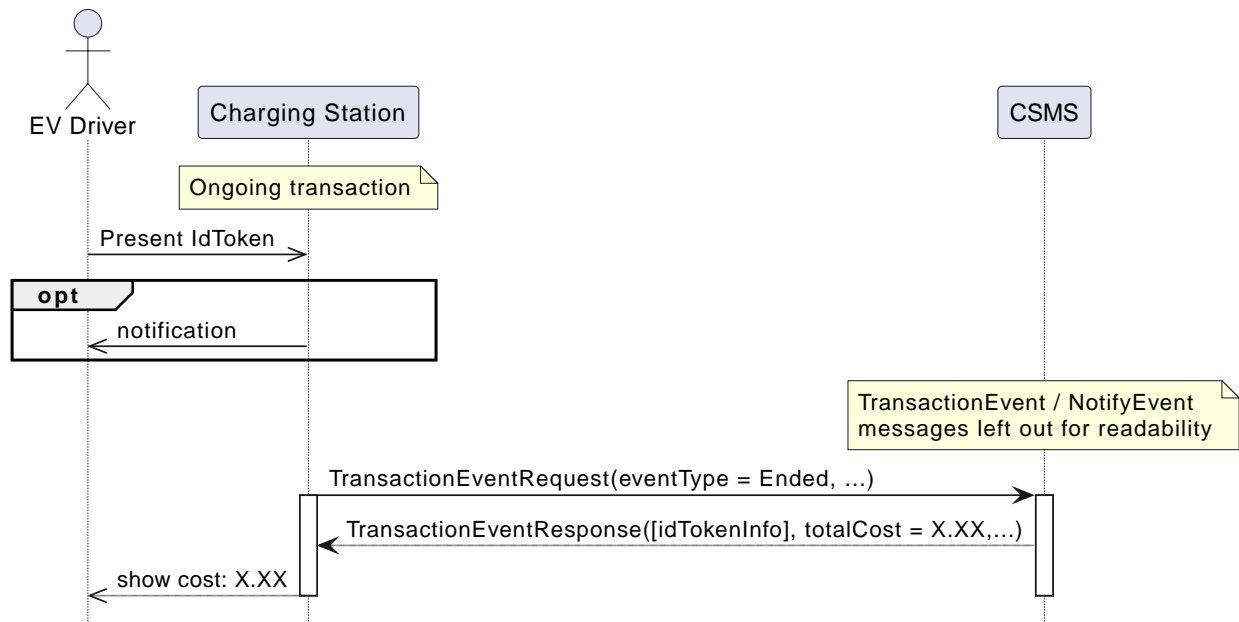


Figure 86. Sequence Diagram: Show EV Driver Final Total Cost After Charging

### I03 - Show EV Driver Final Total Cost After Charging - Requirements

ID.	Precondition	Requirements
I03.FR.01	When transaction is stopped	The Charging Station SHALL send a <a href="#">TransactionEventRequest (eventType = Ended)</a> to the CSMS.
I03.FR.02	I03.FR.01 AND When Total Cost is known to the CSMS.	The CSMS SHALL send the total cost of the transaction in the totalCost field of the <a href="#">TransactionEventResponse</a> message.
I03.FR.03	I03.FR.02 AND Charging Station was online when transaction stopped	The Charging Station SHALL display the total cost to the EV Driver.
I03.FR.04		To indicate a free transaction, the CSMS SHALL set totalCost to 0.00. Thus omitting totalCost does not imply that the transaction was free.
I03.FR.05	I02.FR.02 AND TxStopPoint is defined as <a href="#">ParkingBayOccupancy</a>	The Charging Station SHOULD NOT display the total cost to the EV Driver. (Driver has left already).

### I04 - Show Fallback Tariff Information

No.	Type	Description
1	Name	Show Fallback Tariff Information
2	ID	I04
3	Objective(s)	To show an EV Driver some information, generic tariff, a message etc., when the Charging Station cannot retrieve tariff information for this EV Driver.
4	Description	When an EV Driver wants to charge an EV, he wants an indication of how much charging will cost him at the Charging Station he is at, but the Charging Station cannot get a specific tariff for this EV Driver (for example: the Charging Station is <i>Offline</i> , or no EV Driver-specific tariff is available). For such scenarios, a fallback tariff information message can be configured in the Charging Station.
	Actors	Charging Station, EV Driver
	Scenario description	<ol style="list-style-type: none"> <li>1. The EV Driver wants to charge an EV, he presents his <a href="#">IdTokenType</a>.</li> <li>2. The Charging Station authorizes the EV Driver against the Authorization Cache</li> <li>3. The Charging Station shows the TariffFallbackMessage to the EV Driver.</li> </ol>
	Alternative scenario(s)	<a href="#">I01 - Show EV Driver-specific Tariff Information</a>
5	Prerequisites	The Charging Station supports Tariff Information the Configuration Variable: <a href="#">TariffFallbackMessage</a> is configured.

No.	Type	Description
6	Postcondition(s)	<b>Successful postcondition:</b> EV Driver has been shown the fallback tariff information message  <b>Failure postcondition:</b> EV Driver has no information about the tariff at this Charging Station.
7	Error Handling	n/a
8	Remarks	n/a

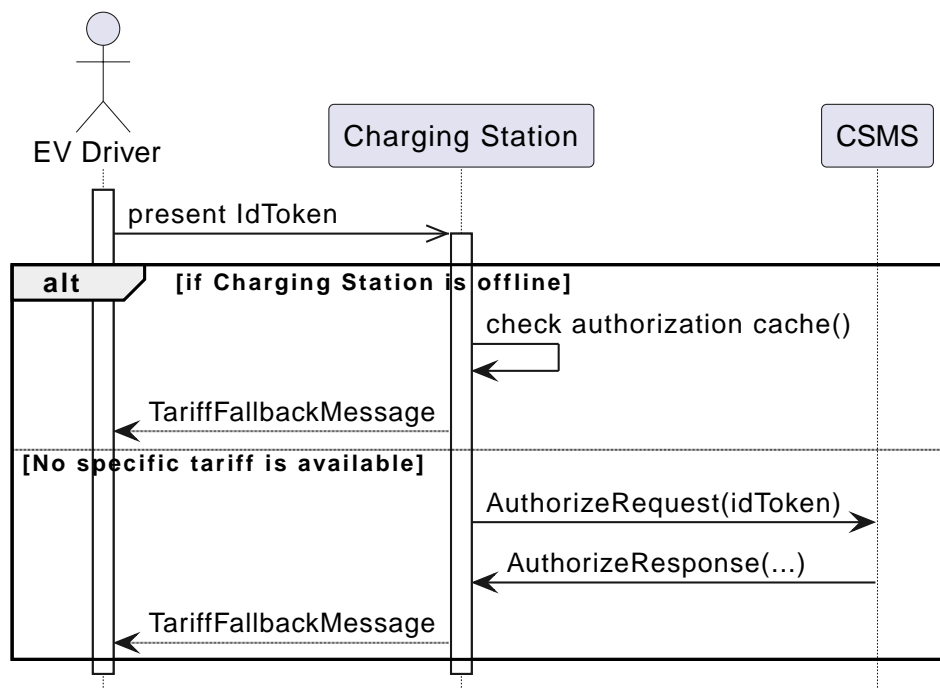


Figure 87. Sequence Diagram: Show Fallback Tariff Information

## I04 - Show Fallback Tariff Information - Requirements

ID.	Precondition	Requirements
I04.FR.01	When the Charging Station cannot get a specific tariff for the EV Driver (for example: the Charging Station is Offline, or no EV Driver-specific tariff is available.)	The Charging Station SHALL display a fallback tariff information message to the EV Driver, which is configured in the Configuration Variable: <a href="#">TariffFallbackMessage</a> .
I04.FR.02		The CSMS MAY configure the TariffFallbackMessage via the Configuration Variable: <a href="#">TariffFallbackMessage</a> .

## I05 - Show Fallback Total Cost Message

No.	Type	Description
1	Name	Show Fallback Total Cost Message
2	ID	I05
3	Objective(s)	To show an EV Driver a message instead of the actual total cost when the Charging Station is <i>Offline</i> when a transaction is stopped.
4	Description	When an EV Driver wants to stop an ongoing transaction, but the Charging Station is <i>Offline</i> . The transaction will be stopped as described earlier. The Charging Station cannot retrieve the total cost for the stopped transaction. The EV Driver needs to be given some message, this message can be configured in the Configuration Variable: <a href="#">TotalCostFallbackMessage</a> .
	Actors	Charging Station, EV Driver
	Scenario description	<ol style="list-style-type: none"> <li>1. The EV Driver presents <a href="#">IdTokenType</a> to stop the transaction.</li> <li>2. The Charging Station stops the energy offer.</li> <li>3. The Charging Station shows the <a href="#">TotalCostFallbackMessage</a> to the EV Driver.</li> </ol>

No.	Type	Description
	Alternative scenario(s)	<a href="#">I03 - Show EV Driver Final Total Cost After Charging</a>
5	Prerequisites	The Charging Station supports Tariff Information The Charging Station is <i>Offline</i> the Configuration Variable: <a href="#">TotalCostFallbackMessage</a> is configured.
6	Postcondition(s)	<b>Successful postcondition:</b> The EV Driver has received a pre-configured fallback message. <b>Failure postcondition:</b> The EV Driver has not received a pre-configured fallback message.
7	Error Handling	n/a
8	Remarks	n/a

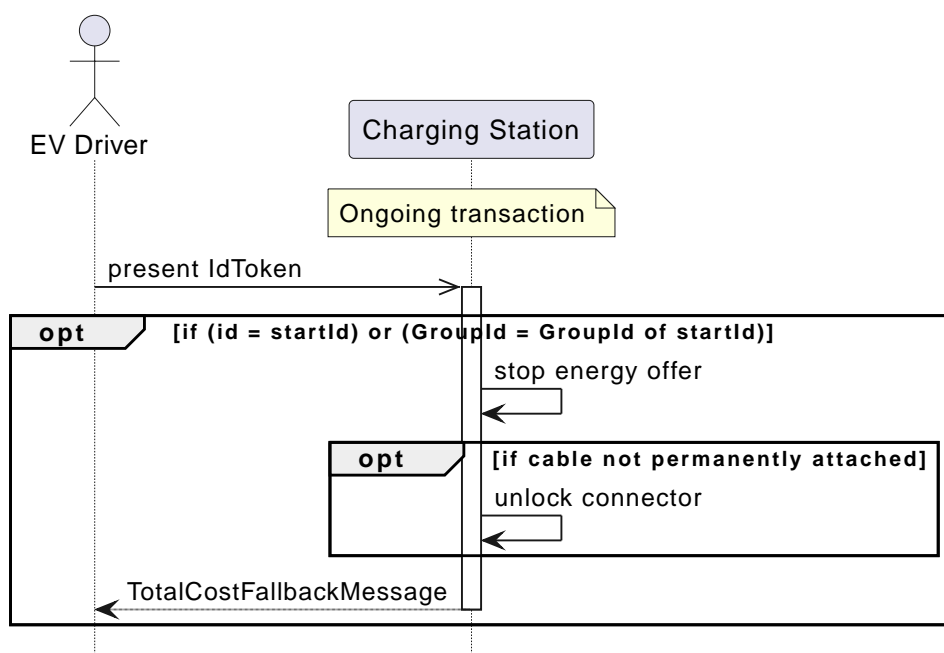


Figure 88. Sequence Diagram: Show Fallback Total Cost Message

## I05 - Show Fallback Total Cost Message - Requirements

ID.	Precondition	Requirements
I05.FR.01		The CSMS MAY configure the fallback total cost information message via the Configuration Variable: <a href="#">TotalCostFallbackMessage</a> .
I05.FR.02	When the Charging Station cannot retrieve the total cost for the stopped transaction, because the Charging Station is offline.	The Charging Station SHALL show a fallback total cost information message to the EV Driver.

## I06 - Update Tariff Information During Transaction

No.	Type	Description
1	Name	Update Tariff Information During Transaction
2	ID	I06
3	Objective(s)	To show an EV Driver updated tariff information during a transaction.

No.	Type	Description
4	Description	<p>During charging (especially DC fast charging) it might be useful to show the EV driver updated tariff information when it becomes available.</p> <p>Example: If a tariff has a bandwidth:  <i>charging will cost between 0,25 and 0,40 euro/kWh depending on current energy price. Current price is 0,28 euro/kWh.</i></p> <p>Then when the price changing, this tariff information needs to be updated:  <i>charging will cost between 0,25 and 0,40 euro/kWh depending on current energy price. Current price is 0,32 euro/kWh.</i></p>
	Scenario description	<ol style="list-style-type: none"> <li>1. The Charging Station sends <b>TransactionEventRequest</b> (<b>eventType = Updated</b>) messages during the transaction.</li> <li>2. When the CSMS receives a <b>TransactionEventRequest</b> message it checks if there is updated tariff information available.</li> <li>3. The CSMS acknowledges with a <b>TransactionEventResponse</b> message, which contains the updated tariff information if available.</li> </ol>
5	Prerequisites	<p>The Charging Station supports Tariff Information</p> <p>There is a transaction ongoing</p>
6	Postcondition(s)	<p><b>Successful postcondition:</b>  The updated tariff information is shown to the EV Driver.</p> <p><b>Failure postcondition:</b>  The EV Driver has not been shown the updated tariff information.</p>
7	Error Handling	n/a
8	Remarks	There may be a policy or a legal requirement in place, that the tariff communicated at the start of the transaction must be used for the entire transaction, in which case no updated tariff information should be sent during the transaction.

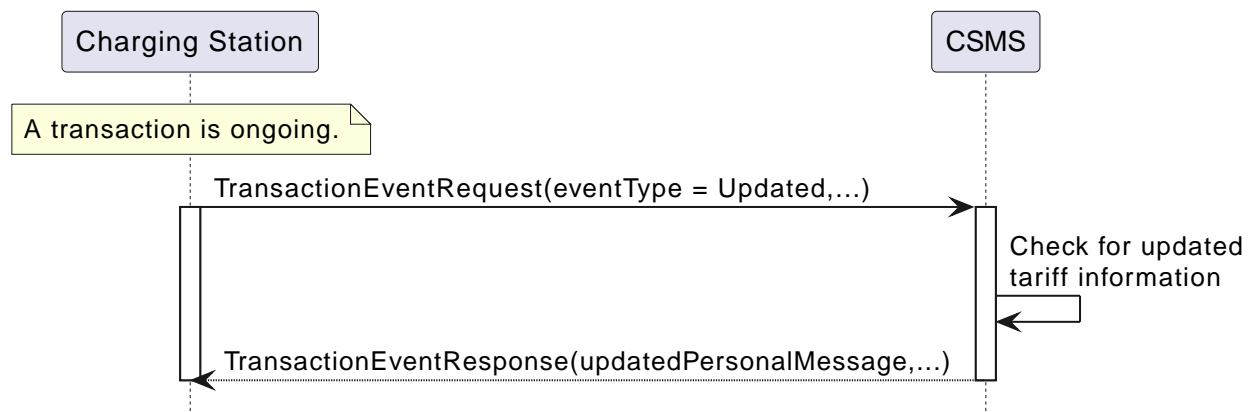


Figure 89. Sequence Diagram: Update Tariff Information During Transaction

## I06 - Update Tariff Information During Transaction - Requirements

ID.	Precondition	Requirements
I06.FR.01	When the CSMS receives a <b>TransactionEventRequest</b> ( <b>eventType = Updated</b> ) from the Charging Station.	The CSMS SHALL check if there is updated tariff information available.
I06.FR.02	I06.FR.01 AND When there is updated tariff information available.	The CSMS SHALL respond with a <b>TransactionEventResponse</b> message to the Charging Station, containing the updated tariff information in the <i>updatedPersonalMessage</i> field.
I06.FR.03	I06.FR.02	The Charging Station SHALL display the updated tariff information to the EV Driver.

# J. Meter Values

---

# Chapter 1. Introduction

This Functional Block describes the functionality that enables a Charging Station to send periodic, possibly clock-aligned MeterValues.

The transfer of the MeterValues from the Charging Station to the CSMS will be taken over by the new Device Management Monitoring feature, however this mechanism has not been proven in the field yet. So the old [MeterValuesRequest](#) message remains available for use for now.

Extensive metering data relating to transactions can be recorded and transmitted in different ways depending on its intended purpose. There are two obvious use cases (but the use of meter values is not limited to these two):

- [Transaction Meter Values](#)
- [Clock-Aligned Meter Values](#)

Both types of meter readings MAY be reported in the *meterValue* element of the [TransactionEventRequest](#) message. [Clock-Aligned Meter Values](#) MAY be reported in standalone [MeterValuesRequest](#) messages.

## Chapter 2. Configuration

*This section is normative.*

### 2.1. Transaction Meter Values

Frequent (e.g. 1-5 minute interval) meter readings taken and transmitted (usually in "real time") to the CSMS, to allow it to provide information updates to the EV user (who is usually not at the Charging Station), via web, app, SMS, etc., as to the progress of the transaction. In OCPP, this is called "sampled meter data", as the exact frequency and time of readings is not very significant, as long as it is "frequent enough". "Sampled meter data" can be configured with the following Configuration Variables:

- [SampledDataTxStartedMeasurands](#)
- [SampledDataTxUpdatedMeasurands](#)
- [SampledDataTxUpdatedInterval](#)
- [SampledDataTxEndedMeasurands](#)
- [SampledDataTxEndedInterval](#)

[SampledDataTxUpdatedInterval](#) is the time (in seconds) between sampling of metering (or other) data, intended to be transmitted by [TransactionEventRequest](#) ([eventType = Updated](#)) messages during a transaction. A value of "0" (numeric zero), by convention, is to be interpreted to mean that no sampled data should be transmitted.

[SampledDataTxEndedInterval](#) is the time (in seconds) between sampling of metering (or other) data, intended to be transmitted in the [TransactionEventRequest](#) ([eventType = Ended](#)) message.

[SampledDataTxStartedMeasurands](#) is a comma separated list that prescribes the set of measurands to be included in the *meterValues* field of a [TransactionEventRequest](#) ([eventType = Started](#)).

[SampledDataTxUpdatedMeasurands](#) is a comma separated list that prescribes the set of measurands to be included in the *meterValues* field of a [TransactionEventRequest](#) ([eventType = Updated](#)), every [SampledDataTxUpdatedInterval](#) seconds.

[SampledDataTxEndedMeasurands](#) is a comma separated list that prescribes the sampled measurands to be included in the *meterValues* field of a [TransactionEventRequest](#) ([eventType = Ended](#)), these measurands have to be taken every [SampledDataTxEndedInterval](#) seconds from the start of the transaction, and will only be sent in the [TransactionEventRequest](#) ([eventType = Ended](#)).

Care should be taken to ensure that the amount of measurands that is expected at the end of a transaction fits in one [TransactionEventRequest\(eventType=Ended\)](#) message. Keep the number of measurands in [SampledDataTxEndedMeasurands](#) to a minimum and configure a large interval in [SampledDataTxEndedInterval](#) to keep the number of samples small.

**NOTE** | Please note: *Transaction related MeterValues* are never transmitted in [MeterValuesRequest](#).

### 2.2. Clock-Aligned Meter Values

Grid Operator might require meter readings to be taken from fiscally certified energy meters, at specific Clock aligned times (usually every quarter hour, or half hour).

"Clock-Aligned Meter Values" can be configured with the following Configuration Variables:

- [AlignedDataMeasurands](#)
- [AlignedDataInterval](#)
- [AlignedDataTxEndedMeasurands](#)
- [AlignedDataTxEndedInterval](#)
- [AlignedDataSendDuringIdle](#)

[AlignedDataInterval](#) is the size of the clock-aligned data interval (in seconds). This defines the set of evenly spaced meter data aggregation intervals per day, starting at 00:00:00 (midnight), at which time the Charging Station should take measurements and send them to the CSMS in a [MeterValuesRequest](#) message. A value of "0" (numeric zero), by convention, is to be interpreted to mean that no clock-aligned data should be transmitted.

[AlignedDataTxEndedInterval](#) is the size of the clock-aligned data interval (in seconds). This defines the set of evenly spaced

meter data aggregation intervals per day, starting at 00:00:00 (midnight) intended to be transmitted in the [TransactionEventRequest](#) (`eventType = Ended`) message.

For example, a value of 900 (15 minutes) indicates that every day should be broken into 96 15-minute intervals, starting at 0:00 and then measured every 15 minutes: 0:15, 0:30, 0:45, 1:00, 1:15 etc.

[AlignedDataMeasurands](#) is a comma separated list that prescribes the set of measurands to be included in a [MeterValuesRequest](#) PDU, every [AlignedDataInterval](#) seconds.

[AlignedDataTxEndedMeasurands](#) is a comma separated list that prescribes the set of clock-aligned periodic measurands to be included in the *meterValue* elements of [TransactionEventRequest](#) (`eventType = Ended`) PDU for every [AlignedDataTxEndedInterval](#) of the transaction.

- [AlignedDataUpstreamMeasurands](#)
- [AlignedDataUpstreamInterval](#)

[AlignedDataSendDuringIdle](#) can be used to only send clock aligned meter values when there are no ongoing transactions.

#### NOTE

Clock-aligned meter values for an EVSE that is involved in a transaction MAY be transmitted in [TransactionEventRequests](#) with `context = Sample.Clock` instead of in [MeterValuesRequests](#).

## 2.3. Multiple Locations/Phases

When a Charging Station has measurands configured in [SampledDataTxStarted/Updated/EndedMeasurands](#) and/or [AlignedDataMeasurands/AlignedDataTxEndedMeasurands](#), that can be measured on multiple locations or phases, then all possible locations and/or phases SHALL be reported.

For example: A Charging Station capable of measuring *Current.Import* on *Inlet* (all 3 phases) (grid connection) and *Outlet* (3 phases per EVSE on both its EVSEs). *Current.Import* is set in [AlignedDataMeasurands](#). [AlignedDataInterval](#) is set to 900 (seconds). Then the Charging Station should send: (every 15 minutes)

- a [MeterValuesRequest](#) with: `evseld = 0`; with 3 [SampledValue](#) elements, one per phase with location = Inlet.
- a [MeterValuesRequest](#) with: `evseld = 1`; with 3 [SampledValue](#) elements, one per phase with location = Outlet.
- a [MeterValuesRequest](#) with: `evseld = 2`; with 3 [SampledValue](#) elements, one per phase with location = Outlet.

#### NOTE

When the configuration variable [SampledDataRegisterValuesWithoutPhases](#) has the value *true*, then meter values of measurand `Energy.Active.Import.Register` will only report the total energy over all phases without reporting the individual phase values.

## 2.4. Signed Meter Values

OCPP 2.0.1 supports signed meter values. When a Charging Station supports signed meter values it can use the Configuration Variables [AlignedDataSignReadings](#) and [SampledDataSignReadings](#) to report this. The CSMS can then use this same variables to turn the use of signed meter values *on* or *off*.

When enabled, the Charging Station shall put the signed meter value in the *SignedMeterValue* field of the [SampledValue](#).

## 2.5. Configuration Examples

Below are a few examples of configurations for transaction-related measurands:

#### Only sampled energy register values for start/stop at end of transaction

- `SampledDataCtrlr.TxStartedMeasurands` and `TxUpdatedMeasurands` are left empty.
- `SampledDataCtrlr.TxEndedMeasurands` = "Energy.Active.Import.Register"
- `SampledDataCtrlr.TxEndedInterval` = 0

#### Values of energy register at start, during and end of transaction

- `SampledDataCtrlr.TxStartedMeasurands` = "Energy.Active.Import.Register"
- `SampledDataCtrlr.TxUpdatedMeasurands` = "Energy.Active.Import.Register"
- `SampledDataCtrlr.TxUpdatedInterval` = 300 (every 5 minutes)

- 
- SampledDataCtrlr.TxEndedMeasurands = "Energy.Active.Import.Register"
  - SampledDataCtrlr.TxEndedInterval = 0

**Only clock-aligned register values during transaction and start/stop at end**

- SampledDataCtrlr.TxStartedMeasurands and TxUpdatedMeasurands are left empty.
- SampledDataCtrlr.TxEndedMeasurands = "Energy.Active.Import.Register"
- SampledDataCtrlr.TxEndedInterval = 0
- AlignedDataCtrlr.Measurands = "Energy.Active.Import.Register"
- AlignedDataCtrlr.Interval = 300 (every 5 minutes)

## Chapter 3. Use cases & Requirements

### 3.1. MeterValues

#### J01 - Sending Meter Values not related to a transaction

No.	Type	Description
1	Name	Sending Meter Values not related to a transaction
2	ID	J01
3	Objective(s)	To sample the electrical meter or other sensor/transducer hardware to provide information about the Charging Stations' Meter Values.
4	Description	The Charging Station samples the electrical meter or other sensor/transducer hardware to provide information about its Meter Values. Depending on configuration settings, the Charging Station will send Meter Values.
	Actors	Charging Station, CSMS
	Scenario description	<ol style="list-style-type: none"> <li>1. The Charging Station sends a <a href="#">MeterValuesRequest</a> message, for offloading Meter Values to the CSMS.</li> <li>2. Upon receipt of a <a href="#">MeterValuesRequest</a> message, the CSMS responds with a <a href="#">MeterValuesResponse</a> message.</li> </ol>
5	Prerequisite(s)	The Charging Station is configured to send Meter values every XX seconds. No transaction is running.
6	Postcondition(s)	<b>Successful postcondition:</b> n/a  <b>Failure postcondition:</b> n/a
7	Error handling	n/a
8	Remark(s)	<p>The phase field is not applicable to all <a href="#">Measurands</a>.</p> <p>The phase rotation of a Connector relative to the grid connection can be derived by querying the <a href="#">PhaseRotation</a> Configuration Variables of all components in the chain from grid connection up to Connector.</p> <p>The nature of each <a href="#">sampledValue</a> is determined by the optional <a href="#">Measurand</a>, <a href="#">context</a>, <a href="#">location</a>, <a href="#">unit</a> and <a href="#">phase</a> fields.</p> <p>The optional SignedMeterValue field can contain digitally signed binary meter value data.</p>

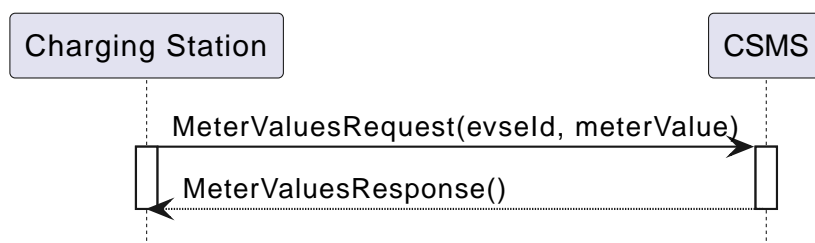


Figure 90. Sequence Diagram: Sending Meter Values

## J01 - Sending Meter Values not related to a transaction - Requirements

Table 90. J01 - Requirements

ID	Precondition	Requirement definition	Note
J01.FR.01		The Charging Station MAY sample the energy meter (or other sensor/transducer hardware) to provide extra information about its Meter Values.	It is up to the Charging Station when it will send Meter Values. This can be configured using the <a href="#">SetVariablesRequest</a> message to data acquisition intervals and specify data to be acquired & reported.
J01.FR.02		The <a href="#">MeterValuesRequest</a> message SHALL contain the id of the EVSE from which samples were taken.	
J01.FR.03	J01.FR.02 AND The evseld is 0.	The <a href="#">MeterValuesRequest</a> message SHALL be associated with the entire Charging Station.	
J01.FR.04	J01.FR.03 AND <a href="#">Measurand</a> is energy related.	The sample SHALL be taken from the main energy meter.	
J01.FR.05	If all captured at the same point in time.	Each MeterValue element SHALL contain a timestamp.	
J01.FR.06	If all captured at the same point in time.	Each MeterValue(s) element SHALL contain a set of one or more individual SampledValue elements.	
J01.FR.07		The optional measurand field SHALL specify the type of value being measured/reported.	
J01.FR.08		The optional context field SHALL specify the reason/event triggering the reading.	
J01.FR.09		The optional location field SHALL specify where the measurement is taken.	(e.g. Inlet, Outlet).
J01.FR.10		The optional phase field SHALL specify to which phase or phases of the electric installation the value applies.	
J01.FR.11		The Charging Station SHALL report all phase number dependent values from the electrical meter (or grid connection when absent) point of view.	
J01.FR.13	When reporting phase rotation of a component	The Charging Station SHALL report the phase rotation relative to the grid connection	
J01.FR.14	When <a href="#">AlignedDataCtrlr.Interval</a> > 0 AND EVSE for which measurands are sent, is not involved in a transaction	The Charging Station SHALL send a <a href="#">MeterValuesRequest</a> message to the CSMS for the measurands in <a href="#">AlignedDataCtrlr.Measurands</a> at every <a href="#">AlignedDataCtrlr.Interval</a> for all <i>evselds</i> , locations and phases for which a configured measurand is supported.	It is possible that certain measurands are not available for every location. For example, <i>evseld</i> = 0 (grid meter) will not have a "Current.Offered" or "SoC" measurand. See also J01.FR.22
J01.FR.15	J01.FR.14 AND Amount of measurands is too much for 1 <a href="#">MeterValuesRequest</a>	The Charging Station MAY use multiple <a href="#">MeterValuesRequest</a> messages to send all measurands.	
J01.FR.17		The timestamp of a <a href="#">MeterValue</a> SHALL apply to all its <a href="#">SampledValues</a> .	
J01.FR.18	When CSMS receives a <a href="#">MeterValuesRequest</a>	CSMS SHALL respond with <a href="#">MeterValuesResponse</a> .	Failing to respond with <a href="#">MeterValuesResponse</a> might cause the Charging Station to try the same message again.

ID	Precondition	Requirement definition	Note
J01.FR.19	If <code>AlignedDataSendDuringIdle</code> is set to true for an EVSE AND the specified EVSE has an ongoing transaction.	The Charging Station SHALL stop sending the clock aligned meter values for this EVSE.	
J01.FR.20	If <code>AlignedDataSendDuringIdle</code> is set to true for a Charging Station AND the Charging Station has an ongoing transaction.	The Charging Station SHALL stop sending the clock aligned meter values for all EVSEs and the main power meter.	
J01.FR.21	<code>AlignedDataSignReadings</code> is true	The Charging Station SHALL retrieve signed meter values from components that support data signing and put them in the <i>signedMeterValue</i> field.	
J01.FR.22	When <code>AlignedDataCtrlr.Interval</code> > 0 AND EVSE for which measurands are sent, is involved in a transaction	The Charging Station SHALL send either: - a <code>MeterValuesRequest</code> message or - a <code>TransactionEventRequest</code> with <i>triggerReason</i> = <code>Sample.Clock</code> to the CSMS for the measurands in <code>AlignedDataCtrlr.Measurands</code> at every <code>AlignedDataCtrlr.Interval</code> .	See also J01.FR.14

## J02 - Sending transaction related Meter Values

No.	Type	Description
1	Name	Sending transaction related Meter Values
2	ID	J02
3	Objective(s)	To sample the energy meter or other sensor/transducer hardware to provide information about the Charging Stations' transaction related Meter Values.
4	Description	The Charging Station samples the energy meter or other sensor/transducer hardware to provide information about its transaction related Meter Values. Depending on configuration settings, the Charging Station will send Meter Values during a transaction.
	Actors	Charging Station, CSMS
	Scenario description	<ol style="list-style-type: none"> <li>1. The Charging Station sends a <a href="#">TransactionEventRequest</a> (<code>eventType = Updated</code>) message, for offloading Meter Values to the CSMS.</li> <li>2. Upon receipt of a <a href="#">TransactionEventRequest</a> message, the CSMS responds with a <a href="#">TransactionEventResponse</a> message.</li> </ol>
5	Prerequisite(s)	The Charging Station is configured to send Meter Values every XX seconds. A transaction is running.
6	Postcondition(s)	<b>Successful postcondition:</b> n/a  <b>Failure postcondition:</b> n/a
7	Error handling	When <i>Offline</i> , the Charging Station MUST queue any transaction-related messages (Meter Values belonging to a transaction) that it would have sent to the CSMS if the Charging Station had been online.
8	Remark(s)	<p>The phase field is not applicable to all <a href="#">Measurands</a>.</p> <p>The phase rotation of a Connector relative to the grid connection can be derived by querying the <a href="#">PhaseRotation</a> Configuration Variables of all components in the chain from grid connection up to Connector.</p> <p>The nature of each <a href="#">sampledValue</a> is determined by the optional <a href="#">Measurand</a>, <a href="#">context</a>, <a href="#">location</a>, <a href="#">unit</a> and <a href="#">phase</a> fields.</p> <p>The optional SignedMeterValue field can contain digitally signed binary meter value data.</p>

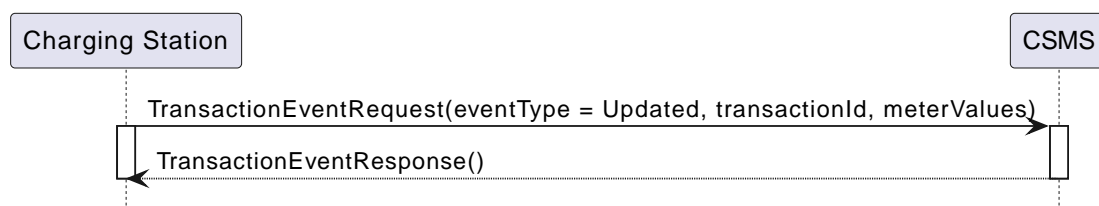


Figure 91. Sequence Diagram: Sending transaction related Meter Values

## J02 - Sending transaction related Meter Values - Requirements

Table 91. J02 - Requirements

ID	Precondition	Requirement definition	Note
J02.FR.01		The Charging Station MAY sample the energy meter (or other sensor/transducer hardware) to provide extra information about its Meter Values.	It is up to the Charging Station when it will send Meter Values. This can be configured using the <a href="#">SetVariablesRequest</a> message to data acquisition intervals and specify data to be acquired & reported.
J02.FR.02	If all captured at the same point in time.	Each MeterValue element SHALL contain a set of one or more individual SampledValue elements.	
J02.FR.03		The optional measurand field SHALL specify the type of value being measured/reported.	
J02.FR.04		The optional context field SHALL specify the reason/event triggering the reading.	
J02.FR.05		The optional location field SHALL specify where the measurement is taken.	(e.g. Inlet, Outlet).
J02.FR.06		The optional phase field SHALL specify to which phase or phases of the electric installation the value applies.	
J02.FR.07		The Charging Station SHALL report all phase number dependent values from the power meter (or grid connection when absent) point of view.	
J02.FR.09	When reporting phase rotation of a component	The Charging Station SHALL report the phase rotation relative to the grid connection.	
J02.FR.10	If a <a href="#">TransactionEventRequest</a> message with <code>eventType = Started</code> or <code>eventType = Update</code> contains multiple <i>meterValue</i> elements, rather than one <i>meterValue</i> with one or more <i>sampledValue</i> elements	All <i>meterValue</i> elements SHALL have a timestamp that is within the current sampling interval, i.e.: (transaction event timestamp - <a href="#">SampledDataTxUpdatedInterval</a> ) < <i>meterValue.timestamp</i> <= transaction event timestamp	Only for <code>eventType = Ended</code> can a <a href="#">TransactionEventRequest</a> have meter values for multiple intervals.
J02.FR.11	When <a href="#">SampledDataTxUpdatedInterval</a> > 0	The Charging Station SHALL send a <a href="#">TransactionEventRequest(eventType = Updated)</a> with <code>triggerReason = MeterValuePeriodic</code> with the measurands configured in <a href="#">SampledDataCtrlr.TxUpdatedMeasurands</a> in the <i>meterValue</i> field at every <a href="#">SampledDataCtrlr.TxUpdatedInterval</a> .	See <a href="#">E02</a> for sending of <a href="#">SampledDataCtrlr.TxStartedMeasurands</a> and <a href="#">Ee06</a> for <a href="#">SampledDataCtrlr.TxEndedMeasurands</a> .
J02.FR.12	J02.FR.11 AND <i>Offline</i> AND The Charging Station is running low on memory	The Charging Station MAY drop <a href="#">TransactionEventRequest(eventType = Updated)</a> messages.	
J02.FR.13	J02.FR.12	When dropping <a href="#">TransactionEventRequest(eventType = Updated)</a> messages, the Charging Station SHALL drop intermediate messages first (2nd message, 4th message, 6th message etc.), not start dropping messages from the start or stop adding messages to the queue.	
J02.FR.14	J02.FR.11 AND Amount of meter data is too much for 1 <a href="#">TransactionEventRequest(eventType = Updated)</a>	The Charging Station MAY use multiple <a href="#">TransactionEventRequest(eventType = Updated)</a> messages with the same <i>timestamp</i> to send all measurands.	

ID	Precondition	Requirement definition	Note
J02.FR.16		All "Register" values relating to a single charging transaction, or a non-transactional consumer (e.g. Charging Station internal power supply, overall supply) MUST be monotonically increasing in time.	Except in the case of a meter replacement. See <a href="#">MeasurandEnumType</a> .
J02.FR.17		For improved auditability, ".Register" values SHOULD be reported exactly as they are directly read from a non-volatile register in the electrical metering hardware, and SHOULD NOT be re-based to zero at the start of transactions	This allows any "missing energy" between sequential transactions, due to hardware fault, meter replacement, mis-wiring, fraud, etc. to be identified, by allowing the CSMS to confirm that the starting register value of any transaction is identical to the finishing register value of the preceding transaction on the same connector.
J02.FR.18		The timestamp of a <a href="#">MeterValue</a> SHALL apply to all its <a href="#">SampledValues</a> .	
J02.FR.19	When CSMS receives a <a href="#">TransactionEventRequest</a>	CSMS SHALL respond with <a href="#">TransactionEventResponse</a> .	Failing to respond with <a href="#">TransactionEventResponse</a> might cause the Charging Station to try the same message again.
J02.FR.20	When configured to send meter data in the <a href="#">TransactionEventRequest</a> ( <a href="#">eventType = Ended</a> ) AND amount of meter data is too much for one <a href="#">TransactionEventRequest</a> ( <a href="#">eventType = Ended</a> ) message	Charging Station MAY remove samples until it fits in a message. When removing samples, the Charging Station SHOULD remove intermediate samples first (for example: 2nd sample, 4th sample, 6th sample etc.).	Samples should be removed in a way that it does not affect billing. See also E06.FR.12.
J02.FR.21	<a href="#">SampledDataSignReadings</a> is <i>true</i>	The Charging Station SHALL retrieve signed meter values from components that support data signing and put them in the <i>signedMeterValue</i> field.	
J02.FR.22		Meter values reported in a <a href="#">TransactionEventRequest</a> message SHALL all be related to EVSE on which the transaction is taking place.	

## 3.2. ISO 15118 MeterValue signing

### J03 - Charging Loop with metering information exchange

No.	Type	Description
1	Name	Charging Loop with metering information exchange
2	ID	J03
	Reference	<a href="#">ISO15118-1</a> F1
3	Objective(s)	See <a href="#">ISO15118-1</a> , use case Objective F1, page 37.
4	Description	See <a href="#">ISO15118-1</a> , use case Description F1, page 37.
	Actors	EV, CSMS, Charging Station
	Combined scenario description	<b>15118</b> <b>1a.</b> The EV sends a <a href="#">ChargingStatusReq</a> (in case of AC charging) message to the Charging Station, upon which EVSE returns a <a href="#">ChargingStatusRes</a> containing the meter value from the fiscal meter. <b>1b.</b> The EV sends a <a href="#">CurrentDemandReq</a> (in case of DC charging) message to the Charging Station, upon which EVSE returns a <a href="#">CurrentDemandRes</a> containing the meter value from the fiscal meter. <b>2.</b> The EV sends a <a href="#">MeteringReceiptReq</a> to the Charging Station to acknowledge receipt of the meter value.

No.	Type	Description
5	Prerequisites	- If authorization according use cases in Functional Block C is applied, it SHALL be finished successfully.  See <a href="#">ISO15118-1</a> , use case Prerequisites F1, page 37.
6	Postcondition(s)	See <a href="#">ISO15118-1</a> , use case End conditions F1, page 37.
7	Error handling	n/a
8	Remark(s)	n/a

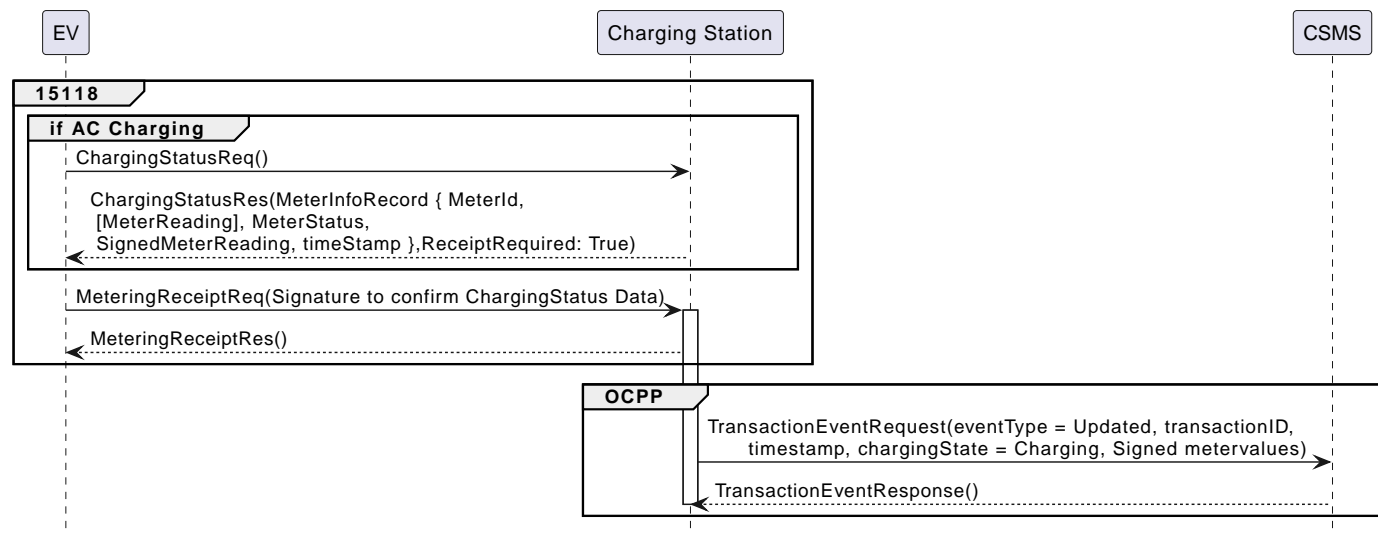


Figure 92. Charging Loop with metering information exchange

## J03 - Charging Loop with metering information exchange - Requirements

Table 92. J03 - Requirements

ID	Precondition	Requirement definition	Note
J03.FR.04	When the Charging Station receives ISO 15118 signed MeteringReceiptReq message from EV	The Charging Station SHOULD NOT pass the meter value from the MeteringReceiptReq message to CSMS in a <a href="#">TransactionEventRequest (eventType = Updated)</a> message. Instead, Charging Station sends transaction-related meter values as described in use case J02.	This does not imply that a Charging Station cannot require EV to send MeteringReceiptReq messages. An implementation at a Charging Station can be such, that every meter value from the fiscal meter that is sent to CSMS (as per use case J02) must first have been acknowledged by a MeterReceiptReq from the EV.

# K. Smart Charging

---

# Chapter 1. Introduction

This Functional Block describes all the functionalities that enable the CSO (or a third party) to influence the charging current/power transferred during a transaction, or set limits to the amount of current/power a Charging Station can draw from the grid.

Smart Charging in general has more than one definition. It can mean that the grid capacity is used in such a manner that consumers are able to charge their batteries fully at any time, even if large groups of consumers wish to 'fill up' simultaneously. Smart can also mean that energy prices can be taken into consideration when charging. Or again smart can be taken as using a local supply of sustainable energy from solar panels. And it is even 'smarter' when the Electric Vehicle (EV) driver wishes to be part of the solution. Within OCPP, Smart Charging means that a CSMS gains the ability to influence the (de-)charging power or current of a specific EV, or the total allowed energy consumption on an entire Charging Station / a group of Charging Stations. Different setups can be used. The following four typical kinds of smart charging will be used to illustrate the possible behavior of smart charging using OCPP:

- Internal Load Balancing
- Central Smart Charging
- Local Smart Charging
- External Smart Charging Control Signals

These types will be explained in [Types of Smart Charging](#). Of course, more complex use cases are possible in which two or more of the above use cases are combined into one more complex system.

**NOTE** | A mapping of the ISO 15118 and OCPP terminology is provided in [ISO 15118 and OCPP terminology mapping](#)

## Chapter 2. Types of Smart Charging

*This section is informative.*

### 2.1. Internal Load Balancing

The simplest form of smart charging is the Load Balancing use case. This concerns internal load balancing within the Charging Station, where the Charging Station controls current/power per EVSE. The Charging Station is configured with a fixed limit, e.g. the maximum current of the connection to the grid. The Charging Station in this case is responsible for optimizing charging for all its EVSEs. When a charging station is not directly connected to the grid, the energy system of a client will be responsible for the power supply.

This setup is typically used to set limits that are necessary due to known physical limits.

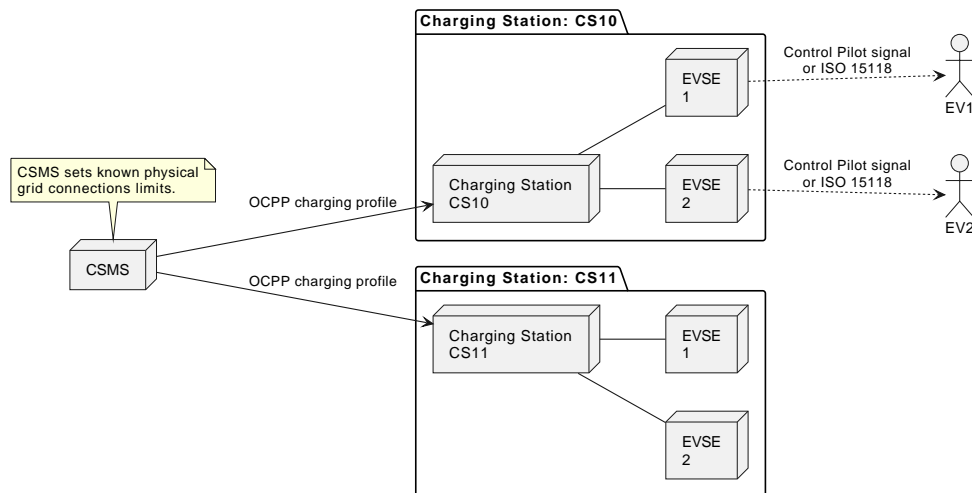


Figure 93. Internal Load Balancing Smart Charging Topology

### 2.2. Central Smart Charging

The next level in smart charging is when the CSMS has the ability to influence the charging power or current of a specific EV, the total allowed energy consumption on an entire Charging Station or a group of Charging Stations. Central Smart Charging assumes that charge limits are controlled by the CSMS. This could for example be based on a grid connection, energy availability on the grid (e.g. capacity forecast from the grid operator (DSO)) or the wiring of a building. In this setup, the CSMS can optimize charging not only on one Charging Station, but one level "up": it can optimize more than one Charging Station that share a connection and thus calculate a more efficient schedule for charging.

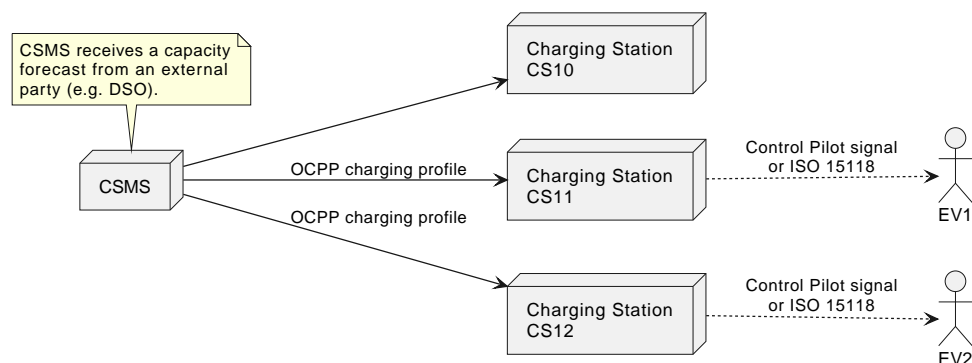


Figure 94. Central Smart Charging Topology

Central Smart Charging can be done with a Control Pilot signal, albeit with some limitations, because an EV cannot communicate its charging needs via the Control Pilot signal. In analogy to the [Local Smart Charging](#) use case, an EVSE can execute a charging schedule by the Control Pilot signal.

### 2.3. Local Smart Charging

Local Smart Charging describes a use case in which smart charging enabled Charging Stations have charging limits controlled locally by a Local Controller, not the CSMS. This type of smart charging assumes the existence of a Local Controller, which is a

logical component that controls a group of Charging Stations. A typical use would be a number of Charging Stations in a parking garage where the rating of the connection to the grid is less than the sum the ratings of the Charging Stations. Another application might be that the Local Controller receives information about the availability of power from a DSO or a local smart grid node.

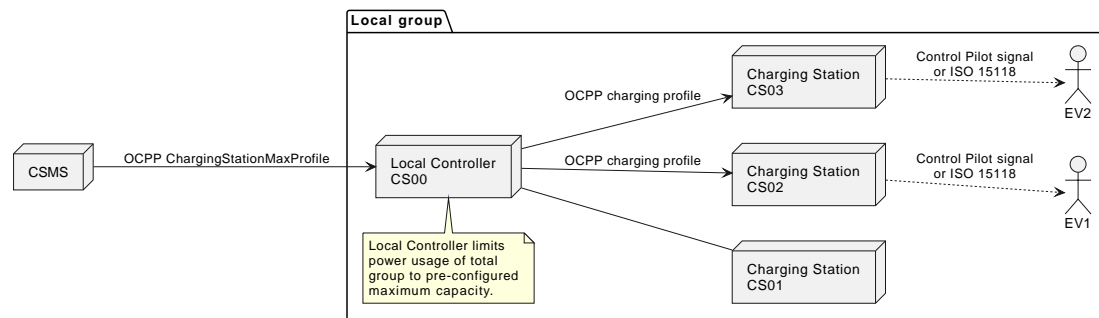


Figure 95. Local Smart Charging Topology

## 2.4. External Smart Charging Control Signals

The OCPP protocol is developed for communication between a CSMS and one or more Charging Stations. As described in the above, this means that a CSMS of a Charging Station Operator (CSO) controls a Charging Station and, based on the charging limits of both the EV and the Charging Station, the CSO controls how fast the EV is charged. In some situations there are other factors that might control charging power: A DSO can send signals to change charging power (e.g. via IEC 61850 [IEC61850-7-420], IEC 60870 [IEC60870-5-104], DNP3 [DNP3] or OpenADR [OPENADR]), or a Home Energy Management System or a smart meter may be in place to limit charging power.

An external actor can connect to a Charging Station with any protocol that is supported by the Charging Station for this purpose, like Modbus, EEBUS, and even OCPP. This control signal can be a single limit value or a schedule. In both cases Charging Station will represent the limit internally as a charging profile of purpose `ChargingStationExternalConstraints`.

A CSMS may need to be informed of changes in charging rate as a result of external signals. OCPP provides a `NotifyChargingLimitRequest` message to report such changes.

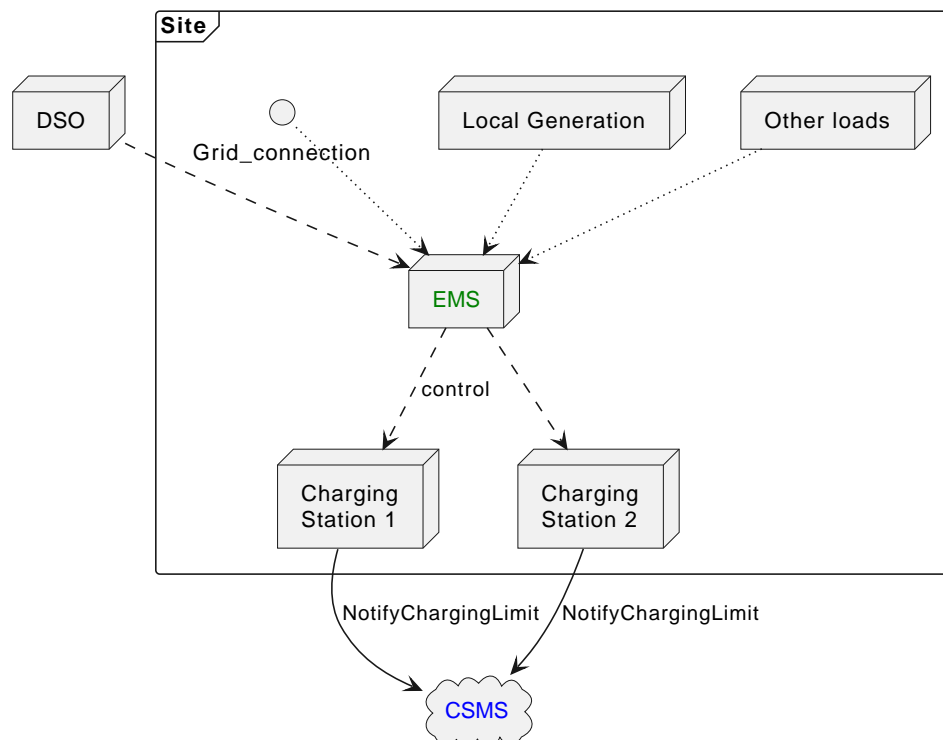


Figure 96. EMS control directly to Charging Stations

## Chapter 3. Charging profiles

### 3.1. Introduction

Influencing the charge power or current is based on sending energy transfer limits at specific points in time to a Charging Station. Those limits are combined in a [ChargingProfile](#). A [ChargingProfile](#) holds the [ChargingSchedule](#) which defines a block of charging Power or Current limits and can contain a start time and duration. These can be applied to Charging Stations as well as to EVSEs of the Charging Stations. In [Example ChargingProfile](#) an example of a [ChargingProfile](#) is given to illustrate how these charging profiles can be used.

A CSMS can send a charging profile to a Charging Station using the message [SetChargingProfileRequest](#), in the following situations:

- At the start of a transaction to set the charging profile for the transaction
- In a RequestStartTransaction request sent to a Charging Station
- During a transaction to change the active profile for the transaction
- Outside the context of a transaction as a separate message to set a charging profile to a local controller, Charging Station, or a default charging profile to an EVSE.

### 3.2. Charging profile purposes

This section describes a number of types of charging profiles that are supported in OCPP. There are four different types of charging profiles, depending on their *purpose*:

ChargingProfile Purpose	Description
ChargingStationMaxProfile	In internal load balancing scenarios, the Charging Station has one or more local charging profiles that limit the power or current to be shared by all EVSEs of the Charging Station. The CSMS SHALL configure such a profile with ChargingProfilePurpose set to " <i>ChargingStationMaxProfile</i> ". <i>ChargingStationMaxProfile</i> can only be set at Charging Station evseld 0.
TxProfile	A transaction-specific profile with purpose <i>TxProfile</i> overrules the <a href="#">TxDefaultProfile</a> for the duration of the current transaction only or until the TxProfile expires, whichever occurs earlier.
TxDefaultProfile	Default schedules for new transactions that MAY be used to impose charging policies. An example could be a policy that prevents charging during the day.
ChargingStationExternalConstraints	When an external system, not the CSMS, sets a charging limit or schedule, the Charging Station uses this purpose to report such a limit/schedule.

### 3.3. Charging profile kind

This section explains the different kinds of charging schedules that can be use in a charging profile, as defined by the value of the attribute *chargingProfileKind*:

ChargingProfile Kind	Description
Absolute	The charging schedule periods are relative to an absolute point in time defined in the schedule. This requires that <i>startSchedule</i> is set to a starting point in time. Use this, for example, to define a schedule that reduces charging between 17:00h and 21:00h, regardless of when charging session was started.
Recurring	The charging schedule restarts periodically at the first schedule period. To be most useful, this requires that <i>startSchedule</i> is set to a starting point in time. Use this in combination with <i>recurrencyKind</i> = <i>Daily</i> , for example, to define a schedule that reduces charging between 17:00h and 21:00h every day, regardless of when charging session was started.
Relative	Charging schedule periods should start when the EVSE is ready to deliver energy. i.e. when the EV driver is authorized and the EV is connected. When a ChargingProfile is received for a transaction that is already charging, then the charging schedule periods should remain relative to the PowerPathClosed moment. No value for <i>startSchedule</i> should be supplied.

### 3.4. Stacking charging profiles

It is allowed to stack charging profiles of the same [ChargingProfile](#) purpose in order to describe complex calendars. For example, one can define [ChargingProfile](#) of purpose [TxDefaultProfile](#) with a duration and recurrence of one week that allows full power or current charging on weekdays from 23:00h to 06:00h and from 00:00h to 24:00h in weekends and reduced power or current charging at other times. On top of that, one can define other [TxDefaultProfiles](#) that define exceptions to this rule, for example for holidays.

A [ChargingProfile](#) holds a [ChargingSchedule](#) that defines limits for a certain time interval. Precedence of [ChargingSchedules](#) is determined by the *stackLevel* of their [ChargingProfile](#). When more than one [ChargingProfile](#) with the same [chargingProfilePurpose](#) is valid, then a [ChargingSchedule](#) of a [ChargingProfile](#) with a higher stack level overrules a [ChargingSchedule](#) from a [ChargingProfile](#) with a lower stack level.

To avoid conflicts, it is not allowed to have multiple charging profiles with the same *stackLevel* and same *chargingProfilePurpose* to be valid on the same EVSE at a given time. Note, that a charging profile for EVSE #0 is considered to be active on all EVSEs!

### 3.5. Combining Charging Profile Purposes

The Composite Schedule that will guide the charging level is a combination of the prevailing Charging Profiles of the different [chargingProfilePurposes](#) and stack levels.

As mentioned before, for each charging profile purpose, at any point in time, the leading charging schedule for that purpose is the charging schedule that has a schedule period defined for that time and that belongs to a charging profile with the highest stack level that is valid at that time, as determined by their *validFrom* and *validTo* parameters. The Composite Schedule is then calculated by taking the lowest charging limit (taking the different [chargingRateUnits](#) into account) among the leading profiles of the different purposes for each time interval.

The only exception is when both a [TxDefaultProfile](#) and a [TxProfile](#) are valid. In that case, the [TxProfile](#) will always overrule the [TxDefaultProfile](#), hence the Composite Schedule will not take the leading profile of purpose [TxDefaultProfile](#) into account in this specific situation. Note that time intervals do not have to be of fixed length, nor do they have to be the same for every [ChargingProfile](#) purpose. This means that a resulting Composite Schedule MAY contain intervals of different lengths.

In case the Charging Station is equipped with more than one EVSE, the limit value of [ChargingStationMaxProfile](#) is the limit for all EVSEs combined.

The two figures below will be used to give an example of combining multiple charging profiles with different stackLevels and Purposes.

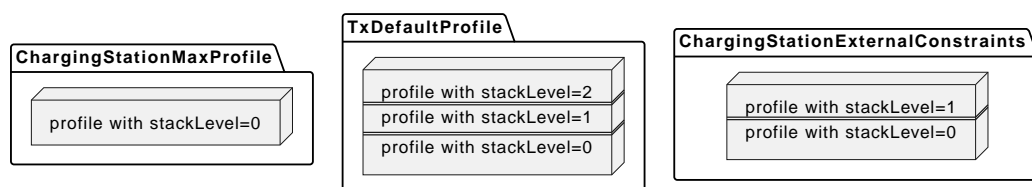


Figure 97. Multiple valid charging profiles - situation 1

Suppose that at a certain time interval the valid charging profiles are as in the above figure (situation 1). The composite schedule for this time interval will then be the lowest of the charging limits given in the [ChargingStationMaxProfile](#) with stackLevel 0, the [TxDefaultProfile](#) with stackLevel 2 and the [ChargingStationExternalConstraints](#) profile with stackLevel 1.

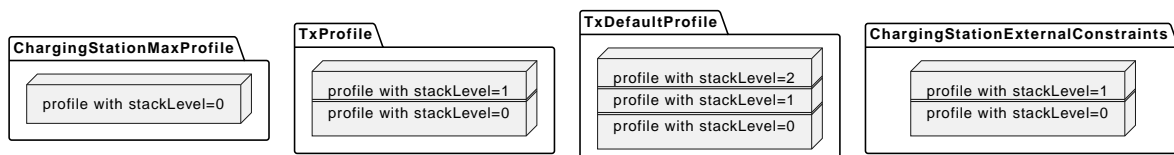


Figure 98. Multiple valid charging profiles - situation 2

On the other hand, consider the situation in which for a certain time interval the valid charging profiles are as in the above figure (situation 2). The composite schedule for this time interval will then be the lowest of the charging limits given in the [ChargingStationMaxProfile](#) with stackLevel 0, the [TxProfile](#) with stackLevel 1 and the [ChargingStationExternalConstraints](#) profile with stackLevel 1. Note that in this situation the [TxProfile](#) overrules the [TxDefaultProfile](#).

## 3.6. Example Charging Profile

This section is informative.

The following data structure describes a daily default profile that limits the power to 6 kW between 08:00h and 20:00h and to 11 kW between 00:00h and 08:00h and between 20:00h and 00:00h.

<b>ChargingProfile</b>			
chargingProfileId	<b>100</b>		
stackLevel	<b>0</b>		
chargingProfilePurpose	<b>TxDefaultProfile</b>		
chargingProfileKind	<b>Recurring</b>		
recurrencyKind	<b>Daily</b>		
chargingSchedule	(List of 1 <a href="#">ChargingSchedule</a> elements)		
	<b>ChargingSchedule</b>		
	duration	<b>86400 (= 24 hours)</b>	
	startSchedule	<b>2013-01-01T00:00Z</b>	
	chargingRateUnit	<b>W</b>	
	chargingSchedulePeriod	(List of 3 <a href="#">ChargingSchedulePeriod</a> elements)	
		<b>ChargingSchedulePeriod</b>	
		startPeriod	<b>0 (=00:00)</b>
		limit	<b>11000</b>
		numberPhases	3
		<b>ChargingSchedulePeriod</b>	
		startPeriod	<b>28800 (=08:00)</b>
		limit	<b>6000</b>
		numberPhases	3
		<b>ChargingSchedulePeriod</b>	
		startPeriod	<b>72000 (=20:00)</b>
		limit	<b>11000</b>
		numberPhases	3

### IMPORTANT

The amount of phases used during charging is limited by the capabilities of: The Charging Station, EV and Cable between CS and EV. If any of these three is not capable of 3 phase charging, the EV will be charged using the number of phases that is supported by all three.

### IMPORTANT

Switching the number of used phases during a schedule or transaction should be done with care. Some EVs MAY not support this and changing the amount of phases MAY result in physical damage. With the Configuration Variable: [Phases3to1](#) The Charging Station can tell if it supports switching the amount of phases during a transaction.

### TIP

On days on which daylight saving goes into or out of effect, a special profile might be needed (e.g. for relative profiles).

### 3.6.1. Example Using Stacked Charging Profiles

A CSO wishes to limit charging to 2 kW during the peak hours of the day from 17:00h to 20:00h. This limit does not apply to Sundays and this limit does not apply to Christmas Day either.

If this applies to a large number of charging stations, then it is not practical to delete the charging profile every Sunday and then add it again on Monday. A possible solution is to add profiles with higher stack level for the exceptions to the base profile. See the following JSON examples where stack levels #2 and #3 are used to define exceptions for Sunday and Christmas.

(1) **TxDefaultProfile, stack #1**: time-of-day limitation to 2 kW, recurring every day from 17:00h to 20:00h.

```
"chargingProfile": {
  "id": 10, "stackLevel": 1, "chargingProfilePurpose": "TxDefaultProfile",
  "chargingProfileKind": "Recurring", "recurrencyKind": "Daily",
  "chargingSchedule": [ {
    "id": 1, "startSchedule": "2020-01-09T17:00:00", "duration": 1080,
    "chargingRateUnit": "W",
    "chargingSchedulePeriod": [ { "startPeriod": 0, "limit": 2000 } ]
  } ]
}
```

(2) **TxDefaultProfile, stack #2:** overruling Sundays to no limit, recurring every week starting 2020-01-05.

```
"chargingProfile": {
  "id": 11, "stackLevel": 2, "chargingProfilePurpose": "TxDefaultProfile",
  "chargingProfileKind": "Recurring", "recurrencyKind": "Weekly",
  "chargingSchedule": [ {
    "id": 1, "startSchedule": "2020-01-05T00:00:00", "duration": 86400,
    "chargingRateUnit": "W",
    "chargingSchedulePeriod": [ { "startPeriod": 0, "limit": 999999 } ]
  } ]
}
```

(3) **TxDefaultProfile, stack #3:** overruling Christmas Day 2020 to no limit, fixed date 2020-12-25.

Note, that this profile is only valid in the year 2020.

```
"chargingProfile": {
  "id": 12, "stackLevel": 3, "chargingProfilePurpose": "TxDefaultProfile",
  "chargingProfileKind": "Absolute",
  "validFrom": "2020-01-01T00:00:00", "validTo": "2021-01-01T00:00:00",
  "chargingSchedule": [ {
    "id": 1, "startSchedule": "2020-12-25T00:00:00", "duration": 86400,
    "chargingRateUnit": "W",
    "chargingSchedulePeriod": [ { "startPeriod": 0, "limit": 999999 } ]
  } ]
}
```

#### NOTE

Normally, when no limits are desired for charging, one will not define a charging schedule period for those hours (see stack level #1 for hours outside 17:00h - 20:00h). However, when overruling a charging schedule by one from a profile with a higher stack level, it is not possible to define a charging schedule period that has no limit. Therefore, the charging schedules for stack #2 and #3 in the above example use a (arbitrary) high value of 999999.

## 3.7. Avoiding Phase Conflicts

In the situation where a `ChargingStationMaxProfile` or a `ChargingStationExternalConstraints` define a value for `numberPhases` or `phaseToUse`, then a possible conflict might arise if such values are also specified in a `TxDefaultProfile` or `TxProfile`. The following rules apply in that case:

---

***numberPhases***

The lowest value for a schedule period of all applicable profiles is used for the composite schedule period. If `ChargingStationMaxProfile` has *numberPhases* = 2 or 3 and `TxProfile` has *numberPhases* = 1, then the value 1 is used. The same applies to the reverse situation.

***phaseToUse***

When there is a conflicting value of *phaseToUse* between the schedule periods of applicable profiles, then there is no way to create a composite schedule period. For example, a CSMS should not submit a charging profile of purpose `ChargingStationMaxProfile` for *phaseToUse* = 1 and then a `TxProfile` for *phaseToUse* = 3, because the charging station will not know which value has preference. Therefore, a `SetChargingProfileRequest` that causes such a conflict will have to be rejected.

When a relative `TxProfile` is being used and different phases occur in various schedule periods, then it may become difficult to detect if and where such a phase conflict occurs. A charging station should only accept a `SetChargingProfileRequest` when it can be certain, that there is a no risk of a phase conflict. This means, that when the charging station is not able to verify that no phase conflict occurs in any schedule period (which can happen when the `TxProfile` is received for a transaction, but charging has not yet started, so that start time of the first schedule period is not known), that it cannot accept a charging profile if any of the schedule periods contains a value for *phaseToUse* that differs from the value used in the `ChargingStationMaxProfile` or `ChargingStationExternalConstraints`.

**NOTE** | A value of *phaseToUse* may only be used when *numberOfPhases* = 1.

## Chapter 4. Smart Charging Signals to a Charging Station from Multiple Actors

This section is normative.

Within OCPP, multiple mechanism are supported for Smart Charging, i.e. multiple mechanisms are available that can add a limit when charging an EV:

1. The CSMS can influence charging by sending a SetChargingProfile message to the Charging Station. See [K01 - SetChargingProfile](#).
2. The EV can influence charging based on the PlugAndCharge functionality: the ISO 15118 enables EV initiated Charging Limits. See Section [5.3. ISO 15118 based Smart Charging](#).
3. Some local input, for example a Home Energy Management System (HEMS) or DSO, can influence the charging, for example via an External Smart Charging Control signal. See [K11 - Set / Update External Charging Limit](#).
4. A Charging Station can limit charging when it is load balancing when more than 1 EV is charging.

The assumption is that all parties that might be involved in setting limits for charging an EV will use one of the above mechanisms directly or indirectly.

To determine how a Charging Station should respond to simultaneous smart charging signals from multiple actors, the following rules should be followed:

Table 93. Smart Charging rules for multiple actor situation

ID	Precondition	Requirement definition	Note
SC.01		At any point in time, the charging limit, which is the result of merging the schedules from external sources and the OCPP charging profiles with the highest stackLevel from each of the purposes ChargingStationMaxProfile, ChargingStationExternalConstraints and TxDefaultProfile (or TxProfile), SHALL be less than or equal to the lowest value of available power or current in any of the merged schedules.	For safety purposes.
SC.02	When the ChargingProfile has changed	The Charging Station SHALL always inform the CSMS.	The message used for this varies depending on the which of the mechanisms mentioned at the start of this section is applicable: 1. n/a 2. <a href="#">NotifyEVChargingScheduleRequest</a> 3. <a href="#">NotifyChargingLimitRequest</a> 4. <a href="#">TransactionEventRequest</a>
SC.03		Reporting to the CSMS concerning a changed limit in the ChargingProfile for mechanisms 3 and 4 as described in SC.02 MAY be skipped if the change in the limit is smaller than the percentage defined in the Configuration Variable: <a href="#">LimitChangeSignificance</a> .	This is to prevent the Charging Station to send a lot of messages for small fluctuations (e.g. due to HEMS / smart meter input at the Charging Station)
SC.04		The <a href="#">GetCompositeScheduleResponse</a> message SHALL always report the expected charging schedule, i.e. the lowest <i>limit</i> for charging. This means that when an EV has a charging limit X and indicates (e.g. using the ISO 15118 protocol) that it will use less energy than offered, amount Y, the Charging Station SHALL report limit Y.	

## Chapter 5. Use cases & Requirements

### 5.1. General Smart Charging

#### K01 - SetChargingProfile

No.	Type	Description
1	Name	SetChargingProfile
2	ID	K01
3	Objective(s)	To enable the CSMS to influence the charging power or current drawn from a specific EVSE or the entire Charging Station over a period of time.
4	Description	The CSMS sends a <a href="#">SetChargingProfileRequest</a> to the Charging Station to influence the power or current drawn by EVs. The CSMS calculates a <a href="#">ChargingSchedule</a> to stay within certain limits, which MAY be imposed by any external system.
	Actors	Charging Station, CSMS, EV
	Scenario description	<ol style="list-style-type: none"> <li>1. The CSMS sets charging limits by sending <a href="#">SetChargingProfileRequest</a> to the Charging Station.</li> <li>2. The Charging Station responds with <a href="#">SetChargingProfileResponse</a>.</li> </ol>
5	Prerequisite(s)	n/a
6	Postcondition(s)	<p><b>Successful postcondition:</b> The Charging Station <i>Successfully</i> influences the charging power or current of a specific EV, following the <a href="#">SetChargingProfileRequest</a> sent by the CSMS.</p> <p><b>Failure postcondition:</b> The Charging Station was <i>not</i> able to influence the charging power or current of a specific EV, following the <a href="#">SetChargingProfileRequest</a> sent by the CSMS.</p>
7	Error handling	n/a
8	Remark(s)	n/a

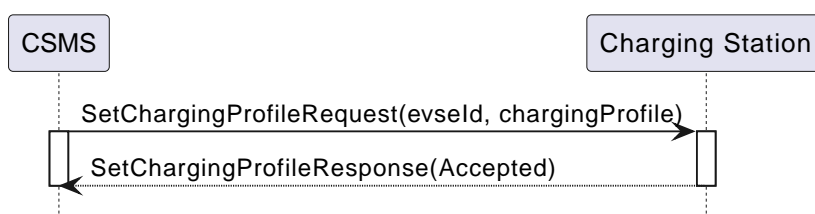


Figure 99. Sequence Diagram: SetChargingProfile

#### K01 - SetChargingProfile - Requirements

Table 94. K01 - Requirements

ID	Precondition	Requirement definition	Note
K01.FR.01		The CSMS MAY choose to set charging limits to a transaction using <a href="#">TxProfile</a> .	
K01.FR.02		The CSMS MAY send a new charging profile for the EVSE that SHALL be used as a limit schedule for the EV.	
K01.FR.03		The CSMS SHALL include the <i>transactionId</i> in the <a href="#">SetChargingProfileRequest</a> when setting a <a href="#">TxProfile</a> .	The <i>transactionId</i> is used to match the profile to a specific transaction.
K01.FR.04	K01.FR.03 AND the given <i>transactionId</i> is known	The Charging Station SHALL apply the sent <a href="#">TxProfile</a> to the transaction with the specified <i>transactionId</i> .	

ID	Precondition	Requirement definition	Note
K01.FR.05	When a <b>SetChargingProfileRequest</b> with an already known <b>ChargingProfile.id</b> is received AND the existing <b>ChargingProfile</b> does NOT have <b>chargingProfilePurpose = ChargingStationExternalConstraints</b>	The Charging Station SHALL replace the existing <b>ChargingProfile</b> with the one specified.	ChargingStationExternalConstraints profile cannot be replaced by CSMS.
K01.FR.06	When <b>chargingProfilePurpose</b> is NOT <b>TxProfile</b>	The CSMS SHALL NOT send a <b>ChargingProfile</b> with a <b>stackLevel - chargingProfilePurpose - evseld</b> combination that already exists in another <b>ChargingProfile</b> (with different <b>id</b> ) on the Charging Station and has an overlapping validity period.	This is to ensure that no two charging profiles with same stack level and purpose can be valid at the same time. (See also K01.FR.39)
K01.FR.07	When the Charging Station accepts a <b>SetChargingProfileRequest</b>	The Charging Station SHALL re-evaluate its collection of charging profiles to determine which <b>ChargingProfile</b> will become active.	
K01.FR.08		The CSMS MAY send charging profiles to a Charging Station that are to be used as default charging profiles.	
K01.FR.09	When a <b>SetChargingProfileRequest</b> with a <b>TxProfile</b> is received AND there is no transaction active on the specified EVSE	The Charging Station SHALL send a <b>SetChargingProfileResponse</b> with status <b>Rejected</b> .	It is recommended to include <b>reasonCode = "TxNotFound"</b> .
K01.FR.10	When <b>validFrom</b> and <b>validTo</b> of a <b>ChargingProfile</b> are not set	The Charging Station SHALL consider the <b>ChargingProfile</b> to be valid indefinitely until it is explicitly replaced.	
K01.FR.11	If <b>ChargingSchedule</b> has a <b>duration</b> AND <b>ChargingSchedulePeriod.startPeriod &gt;= ChargingSchedule.duration</b>	The Charging Station SHALL NOT execute the <b>ChargingSchedulePeriod</b> , because it is past the duration of the <b>ChargingSchedule</b> .	
K01.FR.12		A <b>ChargingSchedulePeriod</b> remains active until the next <b>ChargingSchedulePeriod</b> in the list starts or until <b>ChargingSchedule.duration</b> has elapsed.	
K01.FR.13	When <b>recurrencyKind</b> is used in combination with a <b>ChargingSchedule</b> duration shorter than <b>recurrencyKind</b> period.	The Charging Station SHALL fall back to default behavior after <b>ChargingSchedule</b> duration ends.	
K01.FR.14	When a <b>SetChargingProfileRequest</b> with a <b>TxDefaultProfile</b> and <b>evseld = 0</b> is received AND No other <b>TxDefaultProfile</b> with the same <b>stackLevel</b> is installed on any specific EVSE.	The Charging Station SHALL apply, but not copy, this profile to all EVSEs.	A <b>TxDefaultProfile</b> charging profile on EVSE #0 is "owned by" EVSE #0, but has effect on all EVSEs.
K01.FR.15	When a <b>SetChargingProfileRequest</b> with a <b>TxDefaultProfile</b> and <b>evseld &gt; 0</b> is received AND No <b>TxDefaultProfile</b> with the same <b>stackLevel</b> is installed on EVSE #0.	The Charging Station SHALL only apply this profile to the specified EVSE.	
K01.FR.16		<b>TxProfile</b> SHALL only be used with <b>evseld &gt; 0</b> .	
K01.FR.17		When more than one <b>ChargingProfile</b> with the same <b>chargingProfilePurpose</b> is valid, as determined by their <b>validFrom</b> and <b>validTo</b> fields, then a <b>ChargingSchedule</b> from a <b>ChargingProfile</b> with a higher <b>stackLevel</b> overrules a <b>ChargingSchedule</b> from a <b>ChargingProfile</b> with a lower <b>stackLevel</b> .	

ID	Precondition	Requirement definition	Note
K01.FR.19		The CSMS SHALL NOT set <a href="#">phaseToUse</a> in a <a href="#">SetChargingProfileRequest</a> when <a href="#">numberPhases</a> is other than 1.	
K01.FR.20		The CSMS SHALL NOT set <a href="#">phaseToUse</a> in a <a href="#">SetChargingProfileRequest</a> when the EVSE does not have <a href="#">ACPhaseSwitchingSupported</a> defined and set to true.	
K01.FR.21		The optional <a href="#">ChargingSchedule</a> field <a href="#">minChargingRate</a> MAY be used by the Charging Station to optimize the power distribution between the EVSEs.	The parameter informs the Local Controller that charging below <a href="#">minChargingRate</a> is inefficient, giving the possibility to select another balancing strategy.
K01.FR.22		The CSMS SHALL NOT set <a href="#">chargingProfilePurpose</a> to <a href="#">ChargingStationExternalConstraints</a> in a <a href="#">SetChargingProfileRequest</a> .	This purpose is only used when an external system has set a charging limit/schedule.
K01.FR.26	When a <a href="#">SetChargingProfileRequest</a> is received with a value for <a href="#">chargingRateUnit</a> , that is not configured in the configuration variable <a href="#">ChargingScheduleChargingRateUnit</a> .	Charging Station SHALL respond with <a href="#">SetChargingProfileResponse</a> with status <code>Rejected</code> .	It is recommended to include <a href="#">reasonCode</a> = "UnsupportedRateUnit".
K01.FR.27		ChargingProfiles set via <a href="#">SetChargingProfileRequest</a> SHALL be persistent across reboots/power cycles.	
K01.FR.28	When a <a href="#">SetChargingProfileRequest</a> is received for an evseld that does not exist.	Charging Station SHALL respond with <a href="#">SetChargingProfileResponse</a> with status <code>Rejected</code>	It is recommended to include <a href="#">reasonCode</a> = "UnknownEVSE".
K01.FR.29	When Charging Station does not support smart charging.	Charging Station SHALL respond with RPC Framework CALLERROR: <code>NotSupported</code> or <code>NotImplemented</code> .	
K01.FR.30	<a href="#">chargingProfile</a> has a <a href="#">chargingSchedule</a> with <a href="#">startSchedule</a> set to a time in the future	The Charging Station SHALL only start imposing the limitation of this schedule as of point in time set by <a href="#">startSchedule</a>	
K01.FR.31		The <a href="#">startPeriod</a> of the first <a href="#">chargingSchedulePeriod</a> in a <a href="#">chargingSchedule</a> SHALL always be 0.	
K01.FR.32	(K01.FR.14 OR K01.FR.15) AND a transaction is active on the specified EVSE(s) (evseld = 0 refers to all EVSEs.)	The Charging Station SHALL continue the transaction on the specified EVSE(s), but switch to using the new/updated <a href="#">TxDefaultProfile</a> .	
K01.FR.33	K01.FR.03 AND the given transactionId is not known	The Charging Station SHALL reject the <a href="#">SetChargingProfileRequest</a> .	
K01.FR.34	The CSMS has not received a <a href="#">NotifyEVChargingNeedsRequest</a> for the current transaction, i.e. charging session is not using ISO 15118	The <a href="#">ChargingProfile</a> in the <a href="#">SetChargingProfileRequest</a> SHALL contain only one <a href="#">ChargingScheduleType</a> .	See use cases K15-K17 for ISO 15118 smart charging.
K01.FR.35		The list of <a href="#">ChargingSchedulePeriod</a> elements in a <a href="#">chargingSchedule</a> SHALL be ordered by increasing values of <a href="#">ChargingSchedulePeriod.startPeriod</a> .	This means the list is in chronological order
K01.FR.36	When <a href="#">validFrom</a> of a <a href="#">ChargingProfile</a> is set	The Charging Station SHALL consider the <a href="#">ChargingProfile</a> to be valid when current time $\geq$ <a href="#">validFrom</a> .	
K01.FR.37	When <a href="#">validTo</a> of a <a href="#">ChargingProfile</a> is set	The Charging Station SHALL consider the <a href="#">ChargingProfile</a> to be valid when current time $<$ <a href="#">validTo</a> .	

ID	Precondition	Requirement definition	Note
K01.FR.38	When <i>chargingProfilePurpose</i> = <i>ChargingStationMaxPr ofile</i>	<i>chargingProfileKind</i> SHALL NOT be <i>Relative</i>	
K01.FR.39	When <i>chargingProfilePurpose</i> is <i>TxProfile</i>	The CSMS SHALL NOT send a <i>ChargingProfile</i> with a <i>stackLevel</i> - <i>transactionId</i> combination that already exists in another <i>ChargingProfile</i> (with different <i>id</i> ) with purpose <i>TxProfile</i> .	This is to ensure that no two charging profiles with same stack level and purpose can be valid at the same time. (See also K01.FR.06)
K01.FR.40	When <i>chargingProfileKind</i> of a <i>ChargingProfile</i> is <i>Absolute</i> or <i>Recurring</i>	A value for <i>startSchedule</i> SHALL exist in the <i>ChargingSchedule</i> of the <i>ChargingProfile</i> .	This determines start date-time of the schedule and of the recurrency sequence.
K01.FR.41	When <i>chargingProfileKind</i> of a <i>ChargingProfile</i> is <i>Relative</i>	The field <i>startSchedule</i> SHALL be absent in the <i>ChargingSchedule</i> of the <i>ChargingProfile</i> .	A relative profile starts from when the profile is activated. (See K01.FR.42)
K01.FR.42	K01.FR.41	It is RECOMMENDED to make the <i>ChargingSchedulePeriods</i> relative to the moment the Charging Station is ready to deliver energy. i.e. when the EV driver is authorized and the EV is connected.	This is the point in a transaction where the charging station is ready to deliver energy. If <i>PowerPathClosed</i> is a <i>TxStartPoint</i> , then this will concur with the start of a transaction. In the next OCPP version, this will become a more strict requirement.
K01.FR.43	When a <i>SetChargingProfileRequest</i> with a value for <i>numberPhases</i> is received AND the EVSE is of type AC AND the Charging Station cannot ensure that no more than the received <i>numberPhases</i> will be used	The Charging Station SHALL respond with status = <i>Rejected</i>	Is is recommended to include <i>reasonCode</i> = "InvalidSchedule". Note that even when for example the <i>ChargingProfile</i> defines 3 phases and the Charging Station is able to charge with 3 phases, it is not guaranteed that the EV or cable are able to charge with 3 phases. Based on received <i>MeterValues</i> the CSMS can determine the used number of phases. Please refer to requirement K01.FR.50 and K01.FR.51, for correctly calculating the limits per phase.
K01.FR.44	When a <i>SetChargingProfileRequest</i> with a value for <i>numberPhases</i> or <i>phaseToUse</i> is received AND the EVSE is of type DC	The Charging Station MAY respond with status = <i>Accepted</i> , instead of <i>Rejected</i> and ignore the provided values for <i>numberPhases</i> and <i>phaseToUse</i> .	
K01.FR.45	When a <i>SetChargingProfileRequest</i> with a value for <i>numberPhases</i> is received AND the EVSE is of type AC AND the received <i>numberPhases</i> is NOT supported by the Charging Station and higher than the <i>numberPhases</i> that are supported by the Charging Station	The Charging Station MAY respond with status = <i>Accepted</i> , instead of <i>Rejected</i> and impose the limits to a lower <i>numberPhases</i>	Please refer to requirement K01.FR.50 and K01.FR.51, for correctly calculating the limits per phase.

ID	Precondition	Requirement definition	Note
K01.FR.46	When a <a href="#">SetChargingProfileRequest</a> with <i>numberPhases</i> = 1 and a value for <i>phaseToUse</i> is received AND the EVSE is of type AC AND the EVSE is capable of switching the phase connected to the EV, which is indicated by <a href="#">ACPhaseSwitchingSupported</a> defined as <i>true</i> OR the EVSE is already going to use the received <i>phaseToUse</i>	The Charging Station SHALL use the phase indicated by the received <i>phaseToUse</i> to connect to the EV.	
K01.FR.47	When a <a href="#">SetChargingProfileRequest</a> with <i>numberPhases</i> = 1 and <i>phaseToUse</i> is omitted is received AND the EVSE is of type AC	The Charging Station SHALL select the phase on its own.	
K01.FR.48	When a <a href="#">SetChargingProfileRequest</a> with a value for <i>phaseToUse</i> is received AND the EVSE is NOT capable of switching the phase connected to the EV, which is indicated by <a href="#">ACPhaseSwitchingSupported</a> not being implemented or defined as <i>false</i> AND the EVSE is NOT going to use the received <i>phaseToUse</i>	The Charging Station SHALL respond with status = <i>Rejected</i> .	It is recommended to include <i>reasonCode</i> = "InvalidSchedule".
K01.FR.49	When a <a href="#">SetChargingProfileRequest</a> without a value for <i>numberPhases</i> is received AND the EVSE is of type AC	The Charging Station SHALL assume <i>numberPhases</i> = 3 as a default value.	Regions with a single phase network should always provide <i>numberPhases</i> = 1, otherwise 3 phases will be assumed.
K01.FR.50	When a <a href="#">SetChargingProfileRequest</a> with a <a href="#">chargingRateUnit</a> = W is received AND The charging profile is used for AC charging	The Charging Station SHALL calculate the phase current limit via: $\text{Current per phase} = \text{limit} / (\text{Line Voltage} * \text{numberPhases})$ , in which <i>limit</i> and <i>numberPhases</i> are the values from the <i>ChargingSchedulePeriod</i> .	The "Line Voltage" used in the calculation is not the measured voltage, but the set voltage for the area (for example, 230 or 110 V). When <i>numberPhases</i> is not specified, a value of 3 is assumed (see K01.FR.49). It is usually more convenient to use <a href="#">chargingRateUnit</a> = A for AC charging, since in that case the power does not change depending on number of phases in use.
K01.FR.51	When a <a href="#">SetChargingProfileRequest</a> with a <a href="#">chargingRateUnit</a> = A is received	The Charging Station SHALL use the provided limits, to limit the amount of Ampere per phase, not the sum of all phases.	

ID	Precondition	Requirement definition	Note
K01.FR.52	When a <a href="#">SetChargingProfileRequest</a> with a <a href="#">TxDefaultProfile</a> and <code>evseld = 0</code> is received AND A <a href="#">TxDefaultProfile</a> with the same <code>stackLevel</code> is installed on a specific EVSE and its <code>chargingProfile.id</code> does NOT equal the received <code>chargingProfile.id</code>	The Charging Station SHALL respond with a <a href="#">SetChargingProfileResponse</a> with status <code>Rejected</code> and optionally with <code>reasonCode = DuplicateProfile</code> .	
K01.FR.53	When a <a href="#">SetChargingProfileRequest</a> with a <a href="#">TxDefaultProfile</a> and <code>evseld &gt; 0</code> is received AND A <a href="#">TxDefaultProfile</a> with the same <code>stackLevel</code> is installed on EVSE #0 and its <code>chargingProfile.id</code> does NOT equal the received <code>chargingProfile.id</code>	The Charging Station SHALL respond with a <a href="#">SetChargingProfileResponse</a> with status <code>Rejected</code> and optionally with <code>reasonCode = DuplicateProfile</code> .	
K01.FR.60	Only when <code>chargingProfileKind</code> of a <a href="#">ChargingProfile</a> is <code>Recurring</code>	A value for <code>recurrencyKind</code> SHALL be supplied in the <a href="#">ChargingProfile</a> .	
K01.FR.61	A transaction is ongoing AND Charging rate changed by more than: <code>LimitChangeSignificance</code>	The Charging Station MAY send a <code>TransactionEventRequest</code> message to the CSMS with <code>triggerReason = ChargingRateChanged</code>	In the case of an External control system influencing the charging rate, the Charging Station SHALL send a <code>TransactionEventRequest</code> message to the CSMS with <code>triggerReason = ChargingRateChanged</code> (see K11.FR.04 and K13.FR.03)

## K02 - Central Smart Charging

No.	Type	Description
1	Name	Central Smart Charging
2	ID	K02
3	Objective(s)	To enable the CSMS to influence the charging power or current drawn from a specific EVSE or the entire Charging Station over a period of time.
4	Description	<p>The CSMS sends a <a href="#">SetChargingProfileRequest</a> to the Charging Station to influence the power or current drawn by the EV. The CSMS calculates a <a href="#">ChargingSchedule</a> to stay within limits which MAY be imposed by any external system.</p> <p>See: <a href="#">Central Smart Charging</a></p>
	Actors	Charging Station, CSMS, EV, EV Driver
	Scenario description	<ol style="list-style-type: none"> <li>1. After authorization the Charging Station will set a maximum current, that an EV might draw via the Control Pilot signal. This limit is based on (default) <a href="#">ChargingProfiles</a> that the Charging Station previously received from the CSMS.</li> <li>2. The EV starts charging and a <a href="#">TransactionEventRequest</a> is sent to the CSMS.</li> <li>3. The CSMS responds with a <a href="#">TransactionEventResponse</a>.</li> <li>4. In response to a <a href="#">TransactionEventRequest</a> the CSMS MAY choose to set charging limits to the transaction using a <a href="#">SetChargingProfileRequest</a>.</li> <li>5. The Charging Station responds with a <a href="#">SetChargingProfileResponse</a>.</li> <li>6. While charging is in progress the EVSE will continuously adapt the maximum current or power according to the installed <a href="#">ChargingProfiles</a>.</li> </ol>
	Alternative scenario(s)	<a href="#">K03 - Local Smart Charging</a> <a href="#">K04 - Internal Load Balancing</a>

No.	Type	Description
5	Prerequisite(s)	The Functional Block <i>Smart Charging</i> is installed.
6	Postcondition(s)	<p><b>Successful postcondition:</b> The Charging Station <i>Successfully</i> influences the charging power or current of a specific EV, following the <a href="#">SetChargingProfileRequest</a> sent by the CSMS.</p> <p><b>Failure postcondition:</b> The Charging Station was <i>not</i> able to influence the charging power or current of a specific EV, following the <a href="#">SetChargingProfileRequest</a> sent by the CSMS.</p>
7	Error handling	n/a
8	Remark(s)	<p>The CSMS determines the constraints on <a href="#">ChargingSchedule</a> per transaction.</p> <p>The CSMS imposes charging limits on EVSEs. In response to a <a href="#">TransactionEventRequest</a> the CSMS may choose to set charging limits to the transaction using the TxProfile. It is RECOMMENDED to check the <i>offline</i> flag in <a href="#">TransactionEventRequest</a> prior to sending a charging profile to check if the transaction is likely to be still ongoing, the <a href="#">TransactionEventRequest</a> might have been cached during an <i>Offline</i> period. The final schedule constraints that apply to a transaction are determined by merging the profiles as described in requirement SC.01 in <a href="#">Chapter 4. Smart Charging Signals to a Charging Station from Multiple Actors</a>.</p> <p>It is recommended to omit the duration field of the ChargingSchedule from a TxProfile, so that it automatically lasts until the end of the transaction. If the TxProfile expires before the transaction ends, it falls back to the lowest limit of the active TxDefaultProfile and ChargingStationMaxProfile. If there are no other active profiles, it falls back to the local limit of the Charging Station.</p> <p>The scenario description and sequence diagram above are not based on a specific <a href="#">TxStartPoint</a>. The <a href="#">TxStopPoint</a> is: <a href="#">EVConnected</a> This use-case is also valid for other configurations, but then the transaction might start/stop at another moment, which might change the sequence in which message are send. For more details see the use case: <a href="#">E01 - Start Transaction options</a>.</p>

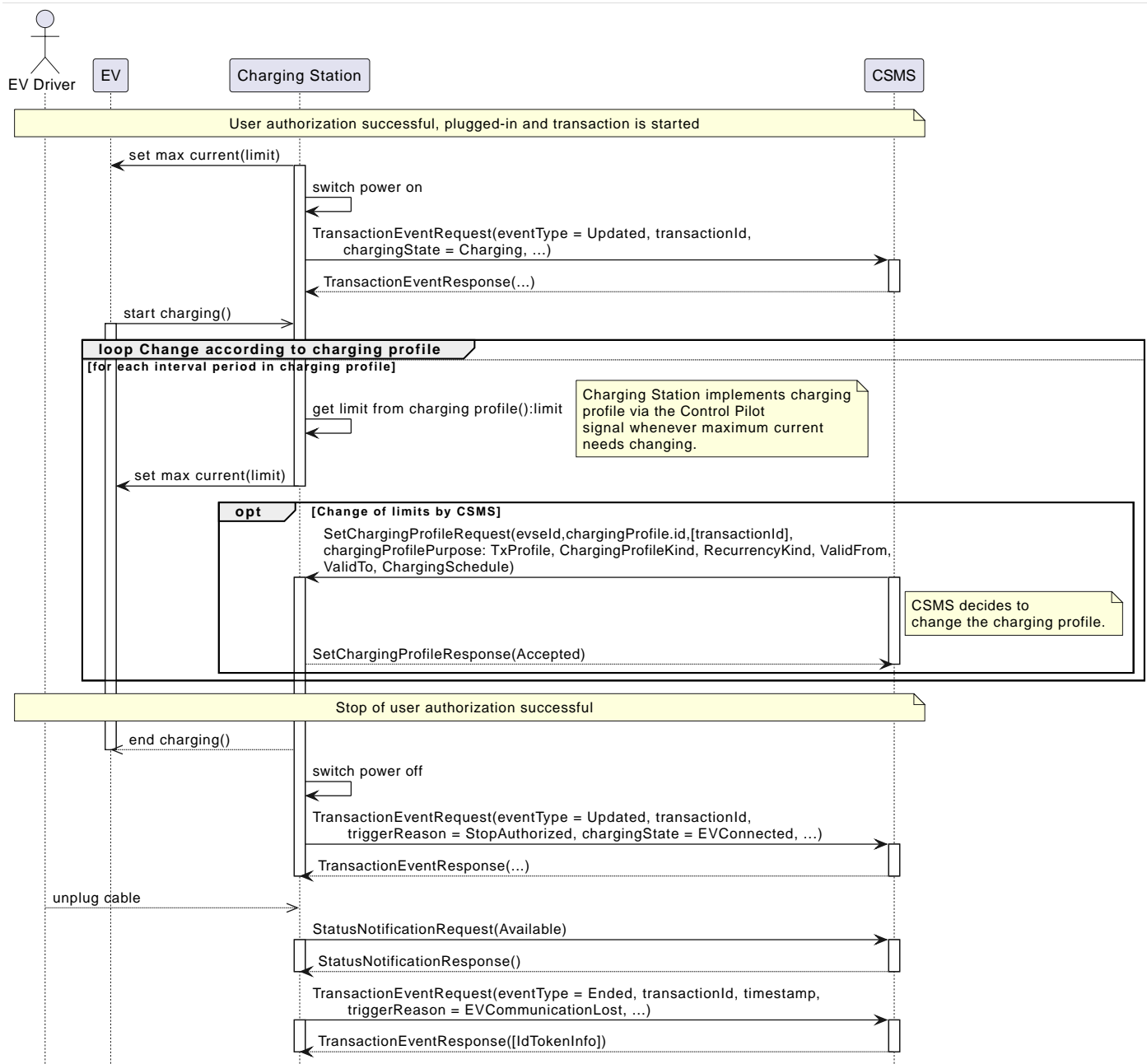


Figure 100. Sequence Diagram: Central Smart Charging

Explanation for the above figure:

- After authorization the EVSE will set a maximum current to use via the Control Pilot signal. This limit is based on a (default) charging profile that the EVSE had previously received from the CSMS. The EV starts charging and a [TransactionEventRequest](#) is sent to the CSMS.
- While charging is in progress the EVSE will continuously adapt the maximum current or power according to the charging profile. Optionally, at any point in time the CSMS may send a new charging profile for the EVSE. The Charging Station will then also take this new schedule into account when calculating a new composite schedule. This way the CSMS can influence the charging of an ongoing transaction.

## K02 - Central Smart Charging - Requirements

Table 95. K02 - Requirements

ID	Precondition	Requirement definition	Note
K02.FR.01		The CSMS SHALL use charging profiles to stay within the limits imposed by any external system.	

ID	Precondition	Requirement definition	Note
K02.FR.02	After authorization.	The EVSE will set a maximum current to use via the Control Pilot signal.	This requirement only applies to AC chargers that use 61851. The limit may be based on a (default) charging profile that the EVSE previously received from the CSMS.
K02.FR.03		In order to ensure that an updated <a href="#">ChargingProfile</a> applies only to the current transaction, the CSMS SHALL set the <code>chargingProfilePurpose</code> of the <a href="#">ChargingProfile</a> to <i>TxProfile</i> .	An updated charging profile can be sent by the CSMS by sending a <a href="#">ChargingProfile</a> with the same <code>chargingProfileId</code> .
K02.FR.04	If a transaction-specific profile with purpose <i>TxProfile</i> is present.	The <a href="#">TxProfile</a> SHALL overrule the default charging profile with purpose <a href="#">TxDefaultProfile</a> for the duration of the current transaction only.	
K02.FR.05	K02.FR.04 After the transaction is stopped	The <a href="#">TxProfile</a> SHALL be deleted.	
K02.FR.06		The optional <a href="#">ChargingSchedule</a> field <a href="#">minChargingRate</a> MAY be used by the Charging Station to optimize the power distribution between the EVSEs.	The parameter informs the Local Controller that charging below <a href="#">minChargingRate</a> is inefficient, giving the possibility to select another balancing strategy. (Same as K01.FR.21)
K02.FR.07		The CSMS SHALL NOT set <a href="#">chargingProfilePurpose</a> to <a href="#">ChargingStationExternalConstraints</a> in a <a href="#">SetChargingProfileRequest</a> .	This purpose is only used when an external system has set a charging limit/schedule. (Same as K01.FR.22)
K02.FR.08	K02.FR.04 AND The charging schedule of <a href="#">TxProfile</a> ends, before the transaction ends, because the set duration or <code>validTo</code> period expired	The Charging Station SHALL fall back to using the lowest limit of the active <a href="#">TxDefaultProfile</a> and <a href="#">ChargingStationMaxProfile</a> . If there are no other active profiles, it falls back to the local limit of the Charging Station	

## K03 - Local Smart Charging

No.	Type	Description
1	Name	Local Smart Charging
2	ID	K03
3	Objective(s)	To illustrate the process of local load-balancing by a Local Cluster.
4	Description	<p>This use case is an example of how local load-balancing can be performed. It does not imply that other approaches would not be correct. The process has been simplified for clarity and should not be regarded as prescriptive.</p> <p>A Local Controller is configured with a value for maximum current for the total cluster by CSMS via a charging profile of type <code>ChargingStationMaxProfile</code> to the Local Controller, or an EMS may have set a <code>ChargingStationExternalConstraints</code> charging profile.</p> <p>The Local Controller divides the maximum current among the active transactions. Whenever a transaction starts or finishes, the Local Controller will update the charging profiles of the remaining transactions to divide the maximum current equally.</p> <p>For simplicity's sake, this use case does not differentiate on departure time or state of charge of vehicles, nor does it take the actual energy consumption of vehicles into account.</p>
	Actors	Charging Station (CS01, CS02), Local Controller (LC), CSMS
	Scenario description	<p>Assume no transactions are active in the local cluster and the maximum current for the local cluster has been configured to be 100 A. The charging stations all have a <code>TxDefaultProfile</code> that allows a current of only 6 A, so that vehicles cannot immediately start charging at full power before the LC had the chance to set a charging profile.</p> <ol style="list-style-type: none"> <li>1. A transaction starts on charging station CS01. It sends a <code>TransactionEventRequest(Started)</code> to LC.</li> <li>2. LC is configured to do local load-balancing (i.e. its <code>SmartChargingCtrlr.Enabled = true</code>), so it registers the transaction id TX1 of the transaction that has been started on CS01, before forwarding the message on the websocket for CS01 towards CSMS.</li> <li>3. LC sends a <code>SetChargingProfileRequest</code> to CS01 with <code>chargingProfilePurpose = TxProfile</code>, <code>chargingProfileKind = Relative</code>, <code>transactionId = TX1</code> and a <code>chargingSchedule</code> with a <code>chargingRateUnit = A</code> that contains one <code>chargingSchedulePeriod</code> with a <code>limit</code> of 94 A, so that the entire quota is available to this transaction minus the <code>TxDefaultProfile</code> amount for new transactions.</li> <li>4. Another transaction starts on charging station CS02. It sends a <code>TransactionEventRequest(Started)</code> to LC.</li> <li>5. LC registers the new transaction id TX2 and forwards the message on the websocket for CS02 to CSMS.</li> <li>6. LC divides the available quota by allowing each transaction a maximum of 47 A.</li> <li>7. LC sends a <code>SetChargingProfile</code> message to CS01 that updates the existing <code>TxProfile</code> and sets the <code>limit</code> to 47 A.</li> <li>8. LC sends new <code>SetChargingProfile</code> to CS02 with <code>chargingProfilePurpose = TxProfile</code>, <code>chargingProfileKind = Relative</code>, <code>transactionId = TX2</code> and a <code>chargingSchedule</code> with a <code>chargingRateUnit = A</code> that contains one <code>chargingSchedulePeriod</code> with a <code>limit</code> of 47 A.</li> <li>9. The transaction of CS01 finishes. It sends a <code>TransactionEventRequest(Ended)</code> to LC.</li> <li>10. LC registers that transaction TX1 on CS01 has finished and forwards the message on the websocket for CS01 to CSMS.</li> <li>11. LC now allows the maximum to TX2. It sends a <code>SetChargingProfile</code> message to CS02 that updates the existing <code>TxProfile</code> and sets the <code>limit</code> to 94 A. (Note, that the <code>TxProfile</code> for TX1 on CS01 has automatically ceased to exist upon termination of the transaction.)</li> </ol>
5	Prerequisites	<p>The LC has been configured with a fixed maximum current level.</p> <p>The <code>SmartChargingCtrlr</code> component of Local Controller has been Enabled, which will trigger the Local Controller to read and interpret <code>TransactionEventRequest</code> messages from connected Charging Stations.</p>
6	Post conditions	
7	Error Handling	

No.	Type	Description
8	Remarks	<p>As described in Part 1, a Local Controller replicates all websockets from Charging Stations in the cluster towards CSMS, and forwards messages from Charging Station to CSMS on the appropriate websocket (and vice versa). This allows the Local Controller to read messages, such as a TransactionEventRequest message, from the Charging Station.</p> <p>The Local Controller for local smart charging can be implemented in different ways, for example: as a separate physical component or as part of a "master" Charging Station controlling a number of other Charging Stations. The Local Controller MAY or MAY NOT have any EVSEs of its own.</p> <p>The limits on Charging Stations in a Local Smart Charging group can either be pre-configured in the Local Controller in one way or another, or they can be set by the CSMS. The Local Controller contains the logic to distribute this capacity among the connected EVSEs by adjusting their limits as needed.</p>

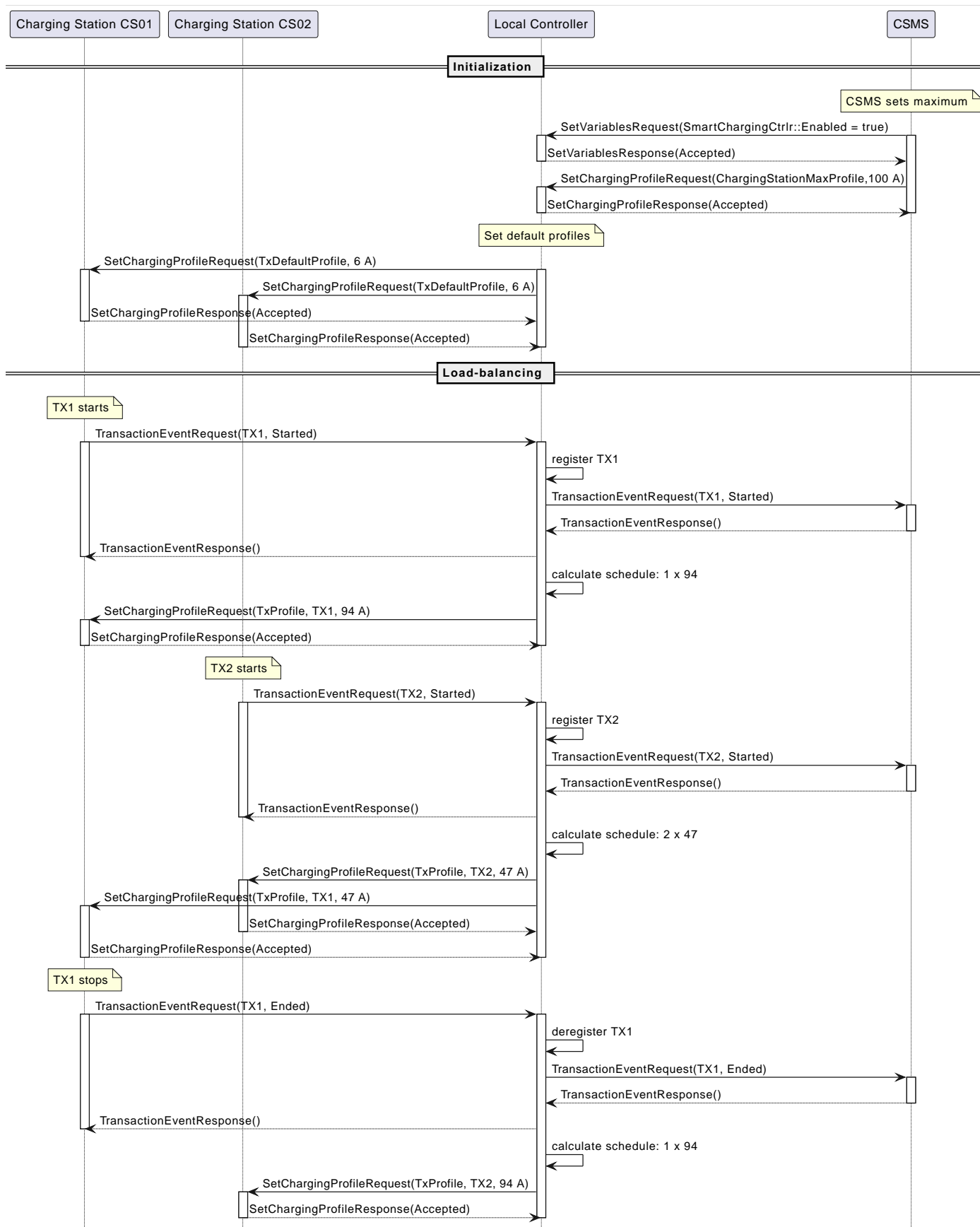


Figure 101. Local Controller performing local load-balancing

## K03 - Local Smart Charging - Requirements

Table 96. K03 - Requirements

ID	Precondition	Requirement definition	Note
K03.FR.01		The Local Controller MAY impose charging limits on a Charging Station.	

ID	Precondition	Requirement definition	Note
K03.FR.02	K03.FR.01	These limits MAY be changed dynamically during the charging process in order to keep the power consumption of the group of Charging Stations within the group limits.	
K03.FR.03	If at any point in time the Local Controller sends a new <a href="#">ChargingProfile</a> to an EVSE	The Charging Station SHALL take this new <a href="#">ChargingProfile</a> into account when calculating a new composite schedule that it will use to charge the EV.	
K03.FR.04		A Transaction with a <a href="#">chargingPriority</a> that is higher than other transactions SHALL be fulfilled as long as possible, even if other transactions have to be suspended.	
K03.FR.05	If a <a href="#">chargingPriority</a> is given in a <a href="#">TransactionEventResponse</a> that is different from the <a href="#">chargingPriority</a> in the <a href="#">IdTokenInfo</a> .	The <a href="#">chargingPriority</a> from the <a href="#">TransactionEventResponse</a> SHALL be used for this transaction and for this transaction only.	It shall therefore not be stored e.g. in the Authorization Cache.
K03.FR.06	When no <a href="#">chargingPriority</a> is known.	The Transaction or <a href="#">IdToken</a> SHALL be assumed to have <a href="#">chargingPriority</a> 0.	
K03.FR.07		The optional <a href="#">ChargingSchedule</a> field <a href="#">minChargingRate</a> MAY be used by the Charging Station to optimize the power distribution between the EVSEs.	The parameter informs the Local Controller that charging below <a href="#">minChargingRate</a> is inefficient, giving the possibility to select another balancing strategy. (Same as K01.FR.21)
K03.FR.08		The Local Controller SHALL NOT set <a href="#">chargingProfilePurpose</a> to <a href="#">ChargingStationExternalConstraints</a> in a <a href="#">SetChargingProfileRequest</a> .	This purpose is only used when an external system has set a charging limit/schedule. (Same as K01.FR.22)

## K04 - Internal Load Balancing

No.	Type	Description
1	Name	Internal Load Balancing
2	ID	K04
3	Objective(s)	To enable internal load balancing within the Charging Station and between EVSEs.
4	Description	<p>The Load Balancing use case is about internal load balancing within the Charging Station, where the Charging Station controls current/power per EVSE.</p> <p>The Charging Station is configured with a fixed limit, e.g. the maximum current of the connection to the grid.</p> <p>See <a href="#">K01 - Set Charging Profile</a></p>
	Actors	Charging Station, CSMS
	Scenario description	<ol style="list-style-type: none"> <li>1. The CSMS sets known physical grid connection limits by sending a <a href="#">ChargingProfile</a>.</li> <li>2. The Charging Station controls current/power per EVSE.</li> <li>3. The EVSE sends a Control Pilot signal to the EV.</li> </ol>
5	Prerequisite(s)	The Functional Block <i>Smart Charging</i> is installed.
6	Postcondition(s)	<p><b>Successful postcondition:</b> The Charging Station <i>Successfully</i> balances the current/power between the different EVSEs, based on what the CSMS is sending.</p> <p><b>Failure postcondition:</b> <a href="#">ChargingProfile</a> is <i>not Accepted</i>. Charging is possible, although the Charging Station will <i>not</i> adhere to the <a href="#">ChargingProfile</a>.</p>
7	Error handling	n/a
8	Remark(s)	n/a

## K04 - Internal Load Balancing - Requirements

Table 97. K04 - Requirements

ID	Precondition	Requirement definition	Note
K04.FR.01		The Charging Station SHALL control the <a href="#">ChargingSchedule</a> per EVSE.	
K04.FR.02		The Charging Station SHALL be configured with a fixed limit.	e.g. the maximum current of the connection to the grid.
K04.FR.03		A <a href="#">ChargingProfile</a> with the purpose <code>ChargingStationMaxProfile</code> can only be set at Charging Station EVSE with Id 0.	EVSE 0 refers to entire Charging Station.
K04.FR.04		The optional <a href="#">ChargingSchedule</a> field <code>minChargingRate</code> MAY be used by the Charging Station to optimize the power distribution between the EVSEs.	The parameter informs the charging station that charging below <code>minChargingRate</code> is inefficient, giving the possibility to select another balancing strategy. (Same as K01.FR.21)
K04.FR.05		The combined energy flow of all EVSEs (and the Charging Station hardware itself) SHALL NOT be greater than the limit set by <code>ChargingStationMaxProfile</code> .	

## K05 - Remote Start Transaction with Charging Profile

No.	Type	Description
1	Name	Remote Start Transaction with Charging Profile
2	ID	K05
3	Objective(s)	To enable the CSMS to remotely start a transaction by directly including a <a href="#">ChargingProfile</a> , in order to assure that the transaction will use the right <a href="#">ChargingProfile</a> .
4	Description	<p>This use case covers how the CSMS can remotely start a transaction with purpose <a href="#">TxProfile</a>. This assures that the right <a href="#">TxProfile</a> is used. Also, when the Charging Station goes <i>Offline</i> after receiving <a href="#">RequestStartTransactionRequest</a>.</p> <p>This is also needed, as switching from three phase- to one phase charging is not always possible and the transaction needs to start at the right phase.</p>
	Actors	Charging Station, CSMS, External Trigger
	Scenario description	<ol style="list-style-type: none"> <li>1. The CSMS requests a Charging Station to remotely start a transaction by sending a <a href="#">RequestStartTransactionRequest</a> with a <a href="#">ChargingProfile</a> with purpose <a href="#">TxProfile</a>.</li> <li>2. The Charging Station responds with a <a href="#">RequestStartTransactionResponse</a> indicating that it is able to start the transaction and will use the <a href="#">ChargingProfile</a>.</li> <li>3. The Charging Station informs the CSMS that a transaction has started by sending a <a href="#">TransactionEventRequest</a> (<a href="#">eventType</a> = <a href="#">Started</a>) message.</li> <li>4. The transaction is started in the same way as described in <a href="#">E. Transaction</a>.</li> <li>5. The Charging Station sends a <a href="#">TransactionEventRequest</a> (<a href="#">eventType</a> = <a href="#">Updated</a>) to inform the CSMS that it is charging.</li> <li>6. The Charging Station continues the regular smart charging session, following the set <a href="#">ChargingProfiles</a>.</li> </ol>
5	Prerequisite(s)	The Functional Block <i>Smart Charging</i> is installed.
6	Postcondition(s)	<p><b>Successful postcondition:</b></p> <p>The Charging Station <i>Successfully</i> charges taking into account the provided <a href="#">ChargingProfile</a>.</p> <p><b>Failure postcondition:</b></p> <p>The transaction is <i>not</i> started.</p> <p>The Charging Station <i>Unsuccessfully</i> charges taking into account the provided <a href="#">ChargingProfile</a>.</p>
7	Error handling	n/a
8	Remark(s)	<p>The scenario description and sequence diagram above are based on the Configuration Variable for start transaction being configured as follows:</p> <p><a href="#">TxStartPoint</a>: <a href="#">EVConnected</a> or <a href="#">PowerPathClosed</a></p> <p>This use-case is also valid for other configurations, but then the transaction might start/stop at another moment, which might change the sequence in which message are send. For more details see the use case: <a href="#">E01 - Start Transaction options</a>.</p> <p>When a <a href="#">ChargingProfile</a> with purpose <a href="#">TxProfile</a> is provided as part of a <a href="#">RequestStartTransactionRequest</a>, then a <i>transactionId</i> cannot be provided in the <a href="#">ChargingProfile</a>, because it is not known at the time.</p>

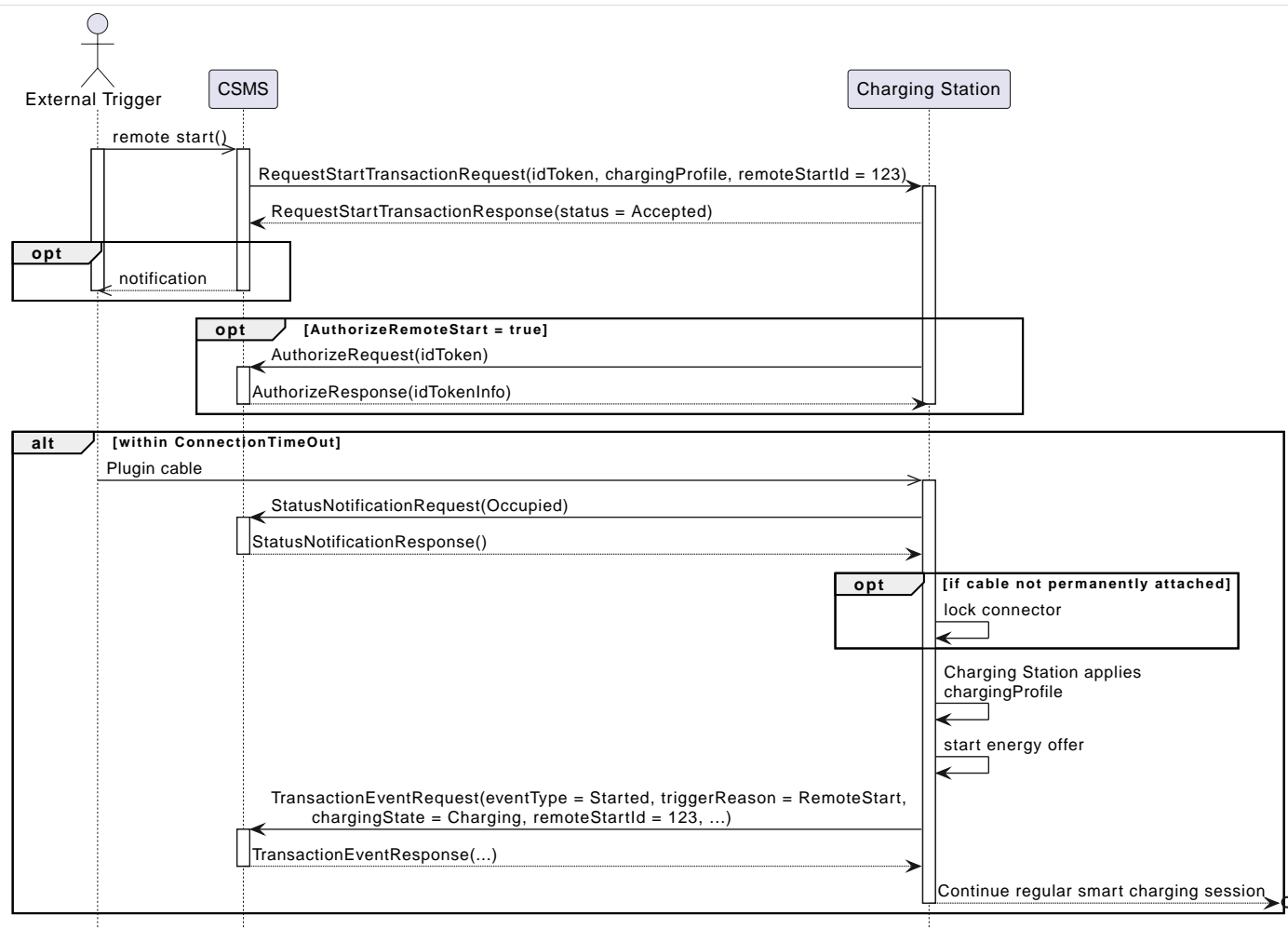


Figure 102. Sequence Diagram: Remote Start Transaction with Charging Profile

## K05 - Remote Start Transaction with Charging Profile - Requirements

Table 98. K05 - Requirements

ID	Precondition	Requirement definition	Note
K05.FR.01		The CSMS MAY include a <a href="#">ChargingProfile</a> in a <a href="#">RequestStartTransactionRequest</a> .	
K05.FR.02	K05.FR.01	The Purpose of the <a href="#">ChargingProfile</a> SHALL always be <a href="#">TxProfile</a> .	
K05.FR.03	K05.FR.01 AND NOT K05.FR.04	The Charging Station SHALL use the given profile to calculate its composite schedule.	
K05.FR.04	If a Charging Station without support for Smart Charging receives a <a href="#">RequestStartTransactionRequest</a> with a <a href="#">ChargingProfile</a> .	The Charging Station SHALL ignore the specified <a href="#">ChargingProfile</a> .	The device model variable <code>SmartChargingCtrlr.Enabled</code> tells CSMS whether smart charging is supported. Same as F01.FR.12
K05.FR.05	If a Charging Station with support for Smart Charging receives a <a href="#">RequestStartTransactionRequest</a> with an invalid <a href="#">ChargingProfile</a> .	The Charging Station SHALL respond with <a href="#">RequestStartTransactionResponse</a> with <code>status = Rejected</code> and optionally with <code>reasonCode = "InvalidProfile" or "InvalidSchedule"</code> .	The device model variable <code>SmartChargingCtrlr.Enabled</code> tells CSMS whether smart charging is supported. Same as F01.FR.26

## K06 - Offline Behavior Smart Charging During Transaction

No.	Type	Description
1	Name	Offline Behavior Smart Charging During Transaction

No.	Type	Description
2	ID	K06
3	Objective(s)	To enable the Charging Station to continue to use the current <a href="#">ChargingProfile</a> for the duration of the transaction while it is <i>Offline</i> .
4	Description	If a Charging Station goes <i>Offline</i> after having received a transaction-specific <a href="#">ChargingProfile</a> with purpose <a href="#">TxProfile</a> , then it continues to use this profile for the duration of the transaction or until the <a href="#">TxProfile</a> reaches its expiration, depending on which occurs first.
	Actors	Charging Station, CSMS, EV
	Scenario description	<ol style="list-style-type: none"> <li>1. The CSMS sends a <a href="#">SetChargingProfileRequest</a> to the Charging Station with a <a href="#">TxProfile</a>.</li> <li>2. The Charging Station responds with a <a href="#">SetChargingProfileResponse</a>.</li> <li>3. While charging is in progress the EVSE will continuously adapt the maximum current or power according to the installed <a href="#">ChargingProfiles</a>.</li> <li>4. The Charging Station is <i>Offline</i> and operates stand-alone.</li> <li>5. While charging is in progress the EVSE will continuously adapt the maximum current or power according to the already installed <a href="#">ChargingProfiles</a>.</li> </ol>
5	Prerequisite(s)	A transaction is ongoing. The Functional Block <i>Smart Charging</i> is installed.
6	Postcondition(s)	<b>Successful postcondition:</b> The Charging Station continues to use the charging profiles which are available.  <b>Failure postcondition:</b> n/a
7	Error handling	n/a
8	Remark(s)	n/a

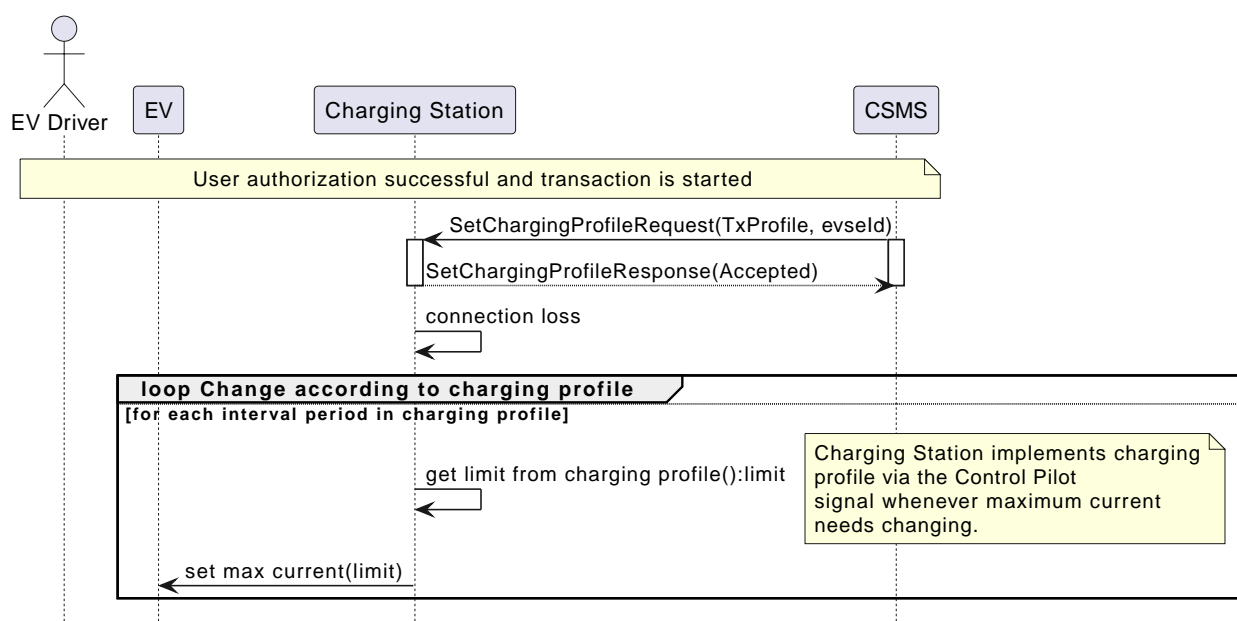


Figure 103. Sequence Diagram: Offline Behavior Smart Charging

## K06 - Offline Behavior Smart Charging During Transaction - Requirements

Table 99. K06 - Requirements

ID	Precondition	Requirement definition
K06.FR.01	If the Charging Station goes <i>Offline</i> after having received a transaction-specific <a href="#">ChargingProfile</a> with purpose <a href="#">TxProfile</a> .	The Charging Station SHALL continue to use this profile for the duration of the transaction or until the <a href="#">TxProfile</a> reaches its expiration, depending on which occurs first.
K06.FR.02	If the Charging Station goes <i>Offline</i> , without having any charging profiles.	The Charging Station SHALL execute the transaction as if no constraints apply.

## K07 - Offline Behavior Smart Charging at Start of Transaction

No.	Type	Description
1	Name	Offline Behavior Smart Charging at Start of Transaction
2	ID	K07
3	Objective(s)	To enable the Charging Station to continue to use a <a href="#">ChargingProfile</a> for a transaction which is started <i>Offline</i> .
4	Description	By setting a <a href="#">TxDefaultProfile</a> on a Charging Station, the CSMS can assure that any transaction, which is started while the communication with the CSMS is <i>Offline</i> , uses this profile.
	Actors	Charging Station, CSMS, EV, EV Driver
	Scenario description	<ol style="list-style-type: none"> <li>1. The CSMS sends a <a href="#">SetChargingProfileRequest</a> to the Charging Station with a <a href="#">TxDefaultProfile</a>.</li> <li>2. The Charging Station responds with a <a href="#">SetChargingProfileResponse</a>.</li> <li>3. The Charging Station goes <i>Offline</i> and operates stand-alone.</li> <li>4. The Charging Station allows automatic authorization of any presented IdToken by either: <ol style="list-style-type: none"> <li>a. The Local Authorization List; a list of identifiers that can be synchronized with the CSMS.</li> <li>b. Authorization Cache entries; which autonomously maintains a record of previously presented identifiers that have been successfully authorized by the CSMS. (Successfully meaning: a response received on a message containing an IdToken).</li> <li>c. Configuration Variable: <a href="#">OfflineTxForUnknownIdEnabled</a> = TRUE</li> </ol> </li> <li>5. The transaction is started in the same way as described in <a href="#">E. Transactions</a>.</li> <li>6. While charging is in progress the EVSE will continuously adapt the maximum current or power according to the already installed <a href="#">ChargingProfiles</a>.</li> </ol>
5	Prerequisite(s)	<p>The Charging Station is <i>Offline</i>.</p> <p>The Functional Block <i>Smart Charging</i> is installed.</p> <p>The IdToken is known in the Local Authorization List, the IdToken is known in the Authorization Cache, or unknown offline authorization is enabled.</p>
6	Postcondition(s)	<p><b>Successful postcondition:</b> The Charging Station uses the installed <a href="#">TxDefaultProfile</a> which are available for the <i>Offline</i> started transaction.</p> <p><b>Failure postcondition:</b> n/a</p>
7	Error handling	n/a
8	Remark(s)	See section <a href="#">Combining Charging Profile Purposes</a> for a description on how to combine different charging profile purposes.

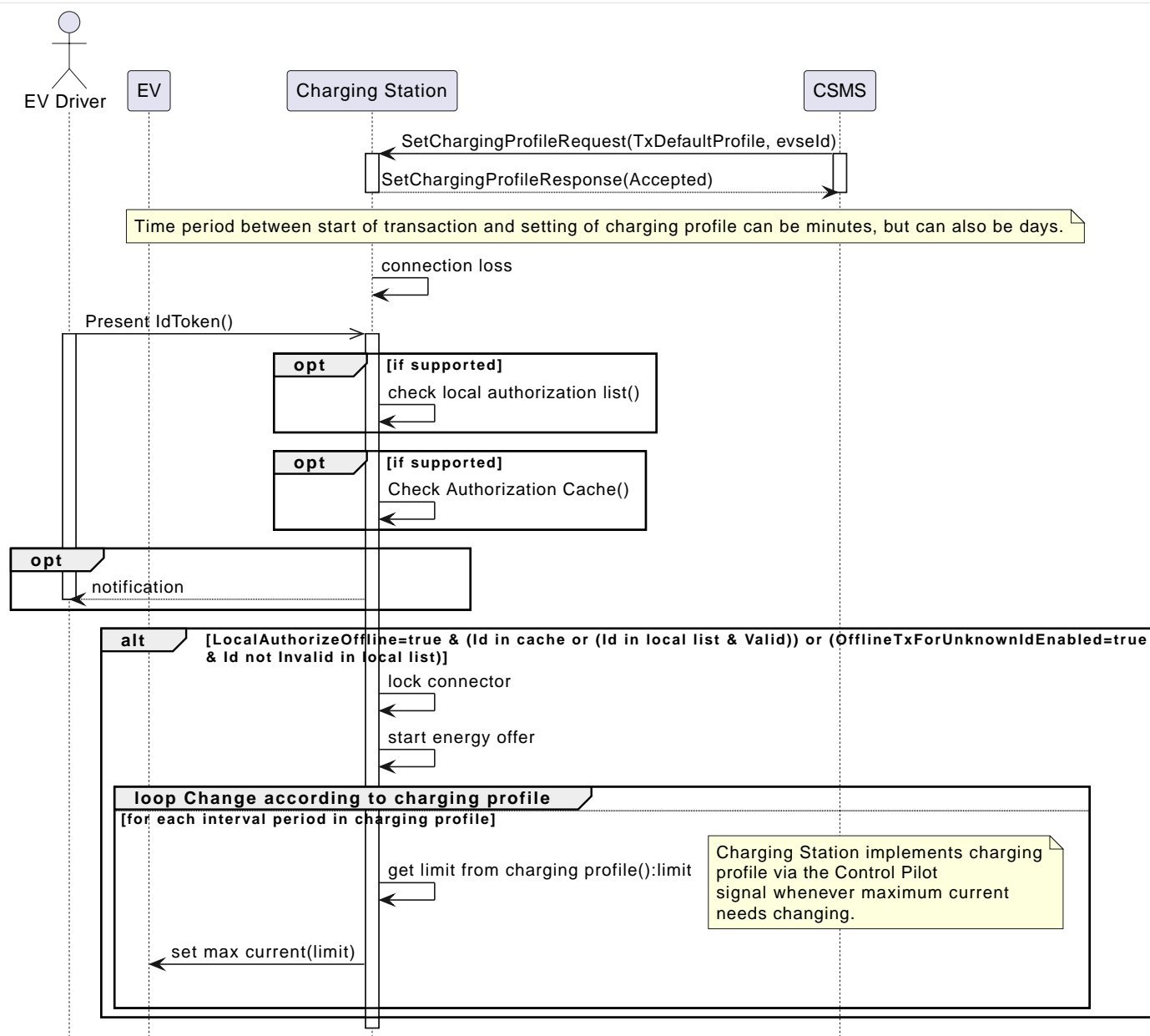


Figure 104. Sequence Diagram: Offline Behavior Smart Charging

## K07 - Offline Behavior Smart Charging at Start of Transaction - Requirements

Table 100. K07 - Requirements

ID	Precondition	Requirement definition	Note
K07.FR.01	If a Charging Station goes <i>Offline</i> before a transaction is started or before a transaction-specific <i>ChargingProfile</i> with purpose <i>TxProfile</i> was received.	The Charging Station SHALL use the charging profiles which are available.	With purpose <i>TxDefaultProfile</i> for the duration of the current transaction only.

## K08 - Get Composite Schedule

No.	Type	Description
1	Name	Get Composite Schedule
2	ID	K08
3	Objective(s)	To request the Charging Station to report the composite charging schedule.

No.	Type	Description
4	Description	<p>This use cases describes how the CSMS requests the Charging Station to report the Composite Charging Schedule, as calculated by the Charging Station, by sending <a href="#">GetCompositeScheduleRequest</a>.</p> <p>The <a href="#">CompositeSchedule</a> is the result of the calculation of all active schedules and possible local limits present in the Charging Station.</p>
	Actors	Charging Station, CSMS
	Scenario description	<ol style="list-style-type: none"> <li>1. The CSMS requests the Charging Station to report the Composite Charging Schedule by sending a <a href="#">GetCompositeScheduleRequest</a>.</li> <li>2. The Charging Station calculates the schedule.</li> <li>3. The Charging Station responds with a <a href="#">GetCompositeScheduleResponse</a> with the status and <a href="#">ChargingSchedule</a>.</li> </ol>
5	Prerequisite(s)	The Functional Block <i>Smart Charging</i> is installed.
6	Postcondition(s)	<p><b>Successful postcondition:</b> The CSMS <i>Successfully</i> received the composite schedule from the Charging Station.</p> <p><b>Failure postcondition:</b> The CSMS did <i>not</i> receive the composite schedule from the Charging Station.</p>
7	Error handling	n/a
8	Remark(s)	<p>Please note that the charging schedule sent by the Charging Station is only indicative for that point in time. This schedule might change over time due to external causes (e.g. local balancing based on grid connection capacity is active and one EVSE becomes available).</p> <p>The Composite Schedule that will guide the charging level is a combination of the prevailing Charging Profiles of the different <a href="#">chargingProfilePurposes</a>.</p> <p>This Composite Schedule is calculated by taking the minimum value for each time interval (see: <a href="#">Smart Charging signals to a Charging Station from multiple actors</a>). Time intervals do not have to be of fixed length, nor do they have to be the same for every charging profile purpose. This means that a resulting Composite Schedule MAY contain intervals of different lengths.</p> <p>The reported schedule, in <a href="#">GetCompositeScheduleResponse</a>, is the result of the calculation of all active schedules and possible local limits present in the Charging Station.</p> <p>The composite schedule reports the expected power or current the Charging Station expects to consume from the grid, for the requested EVSE, during the requested time period.</p> <p>When requested for evseid=0, the Charging Station will calculate the total expected consumption for the grid connection.</p>

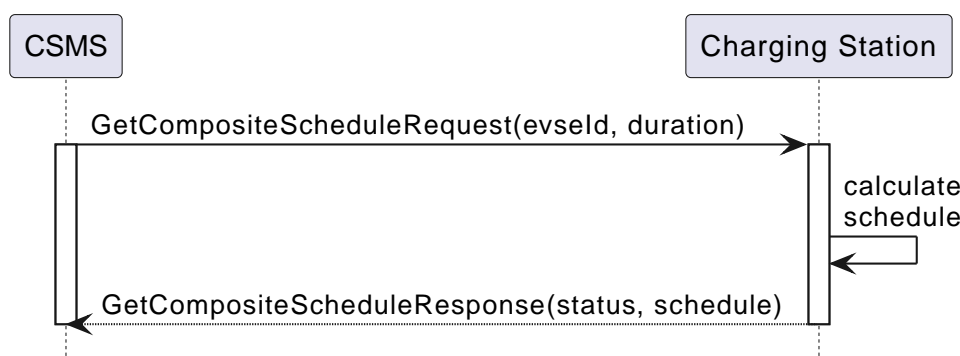


Figure 105. Sequence Diagram: Get Composite Schedule

## K08 - Get Composite Schedule - Requirements

Table 101. K08 - Requirements

ID	Precondition	Requirement definition
K08.FR.01		The CSMS MAY request the Charging Station to report the <a href="#">CompositeSchedule</a> by sending <a href="#">GetCompositeScheduleRequest</a> .

ID	Precondition	Requirement definition
K08.FR.02	Upon receipt of <a href="#">GetCompositeScheduleRequest</a> .	The Charging Station SHALL calculate the scheduled time intervals, from the moment of message receipt up to the Duration (in seconds) and send them to the CSMS.
K08.FR.03	If the evseId in the <a href="#">GetCompositeScheduleRequest</a> is set to '0'	The Charging Station SHALL report the total expected power or current the Charging Station expects to consume from the grid during the requested time period.
K08.FR.04		At any point in time, the available power or current in the <a href="#">CompositeSchedule</a> , which is the result of merging the schedules of charging profiles <a href="#">ChargingStationMaxProfile</a> , <a href="#">ChargingStationExternalConstraints</a> and <a href="#">TxDefaultProfile</a> (or <a href="#">TxProfile</a> ), SHALL be less than or equal to lowest value of available power or current in any of the merged schedules.
K08.FR.05	If the Charging Station is not able to report the requested schedule, for instance if the evseId is unknown	The Charging Station SHALL respond with the status <code>Rejected</code> .
K08.FR.06	K08.FR.02 AND When there is no transaction active on an EVSE	The Charging Station SHALL calculate the <a href="#">CompositeSchedule</a> as if there is a transaction ongoing on the EVSE that is using the <a href="#">TxDefaultProfile</a> (if this profile purpose is set)
K08.FR.07	When receiving a <a href="#">GetCompositeScheduleRequest</a> with a <a href="#">chargingRateUnit</a> , which is not configured in the configuration variable <code>ChargingScheduleChargingRateUnit</code>	The Charging Station SHALL respond with <a href="#">GetCompositeScheduleResponse</a> with status <code>Rejected</code> .

## K09 - Get Charging Profiles

No.	Type	Description
1	Name	Get Charging Profile
2	ID	K09
3	Objective(s)	To enable the CSMS to view the Charging Schedules/limits installed in a Charging Station, these can be installed by the CSMS or some other source.
4	Description	With the <a href="#">GetChargingProfilesRequest</a> message the CSMS can ask a Charging Station to report all, or a subset of all the install Charging Profiles from the different possible sources. This can be used for some automatic smart charging control system, or for debug purposes by a CSO.
	Actors	Charging Station, CSMS
	Scenario description	<ol style="list-style-type: none"> <li>1 The CSMS asks the Charging Station for the installed charging profiles by sending a <a href="#">GetChargingProfilesRequest</a> message.</li> <li>2 The Charging Station responds, indicating if it can report Charging Schedules by sending a <a href="#">GetChargingProfilesResponse</a> message.</li> <li>3 Charging Station sends a number of <a href="#">ReportChargingProfilesRequest</a> messages to CSMS.</li> <li>4 The CSMS acknowledges reception of the reports by sending a <a href="#">ReportChargingProfilesResponse</a> to the Charging Station for every <a href="#">ReportChargingProfilesRequest</a>.</li> </ol>
5	Prerequisites	n/a
6	Postcondition(s)	The CSMS knows which charging profiles have been installed in the Charging Station that match the requested parameters.
7	Error Handling	When the Charging Station has no charging profiles that match the parameters in the <a href="#">GetChargingProfilesRequest</a> the Charging Station SHALL respond with: <b>NoProfiles</b> .
8	Remarks	The charging profiles report can be split over multiple <a href="#">ReportChargingProfilesRequest</a> messages, this can be because charging profiles for different charging sources need to be reported, or because there is just too much data for one message. To indicate that more reports will follow the flag <code>tbtc</code> can be used.

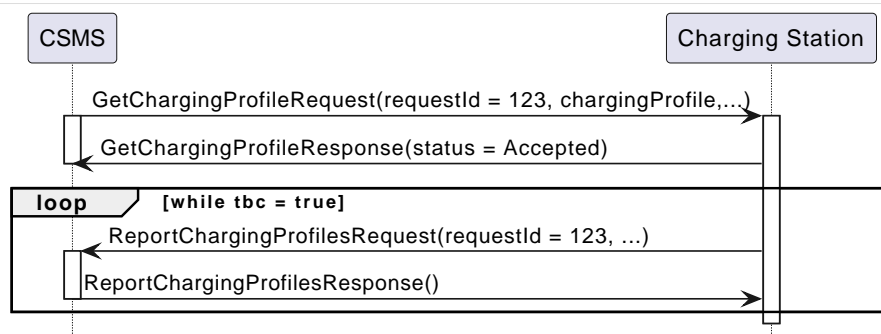


Figure 106. Sequence diagram of the use case "Get Charging Profiles"

## K09 - Get Charging Profiles - Requirements

Table 102. K09 - Requirements

ID	Precondition	Requirements	Note
K09.FR.01	When <i>requestId</i> is set in the <a href="#">GetChargingProfilesRequest</a>	The Charging Station SHALL set the <i>requestId</i> in every <a href="#">ReportChargingProfilesRequest</a> that is sent as a result of this <a href="#">GetChargingProfilesRequest</a> .	
K09.FR.02	When the charging profiles are reported in more than one <a href="#">ReportChargingProfilesRequest</a>	The Charging Station SHALL set the <i>tbc</i> flag to <b>true</b> for all <a href="#">ReportChargingProfilesRequest</a> messages except the last.	
K09.FR.03		The CSMS SHALL specify in <i>chargingProfile</i> criteria in <a href="#">GetChargingProfilesRequest</a> either: - a (list of) <i>chargingProfileId(s)</i> OR - one or more of the fields <i>stackLevel</i> , <i>chargingLimitSource</i> , <i>chargingProfilePurpose</i> .	These fields are filter values of equal importance, but because a <i>chargingProfileId</i> uniquely identifies a charging profile, the other fields are not needed if <i>chargingProfileIds</i> are used.
K09.FR.04	If <i>evseId</i> is set to a value greater than 0 in the <a href="#">GetChargingProfilesRequest</a>	The Charging Station SHALL report the installed charging profiles for the specified EVSE that match all fields in <i>chargingProfile</i> .	
K09.FR.05	If <i>evseId</i> is set to 0 in the <a href="#">GetChargingProfilesRequest</a>	The Charging Station SHALL only report charging profiles installed on the Charging Station itself (the grid connection) that match all fields in <i>chargingProfile</i> .	EVSE #0 can have a <i>ChargingStationMaxProfile</i> , <i>ChargingStationExternalConstraints</i> or a <i>TxDefaultProfile</i> . Note, that a <i>TxDefaultProfile</i> is not applied to EVSE #0 but to all individual EVSEs (see K01.FR.14).
K09.FR.06	If <i>evseId</i> is NOT set in the <a href="#">GetChargingProfilesRequest</a>	The Charging Station SHALL report all installed charging profiles that match all fields in <i>chargingProfile</i> .	

## K10 - Clear Charging Profile

No.	Type	Description
1	Name	Clear Charging Profile
2	ID	K10
3	Objective(s)	To clear some or all of the charging profiles.
4	Description	If the CSMS wishes to clear some or all of the charging profiles that were previously sent to the Charging Station, then the CSMS sends a <a href="#">ClearChargingProfileRequest</a> to the Charging Station.
	Actors	Charging Station, CSMS

No.	Type	Description
	Scenario description	<ol style="list-style-type: none"> <li>1. The CSMS sends a <a href="#">ClearChargingProfileRequest</a> to the Charging Station.</li> <li>2. The Charging Station responds with a <a href="#">ClearChargingProfileResponse</a> specifying whether it was able to process the request in the status.</li> </ol>
5	Prerequisite(s)	One or more ChargingProfiles are installed.
6	Postcondition(s)	<p><b>Successful postcondition:</b> The requested charging profiles are <i>Successfully</i> cleared.</p> <p><b>Failure postcondition:</b> The requested charging profiles are <i>not</i> cleared, as no <a href="#">ChargingProfile</a> is found.</p>
7	Error handling	n/a
8	Remark(s)	n/a

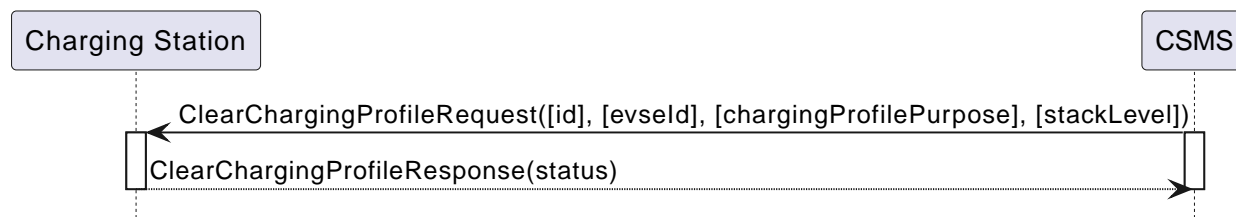


Figure 107. Sequence Diagram of the use case "Clear Charging Profile"

## K10 - Clear Charging Profile - Requirements

Table 103. K10 - Requirements

ID	Precondition	Requirement definition	Note
K10.FR.01	If the Charging Station does not have any matching <a href="#">ChargingProfile</a> .	Upon receipt of a <a href="#">ClearChargingProfileRequest</a> , the Charging Station SHALL respond with the status <i>Unknown</i> .	
K10.FR.02		The CSMS SHALL either specify a <code>chargingProfile.id</code> OR include one or more of the fields <code>stackLevel</code> , <code>evseld</code> and <code>chargingProfilePurpose</code> in the <a href="#">ClearChargingProfileRequest</a> to specify which Charging Profiles need to be cleared.	
K10.FR.03	Upon receipt of a <a href="#">ClearChargingProfileRequest</a> with a specified <code>chargingProfileId</code> AND the <code>chargingProfilePurpose</code> of the referenced <a href="#">ChargingProfile</a> is NOT <code>ChargingStationExternalConstraints</code>	The Charging Station SHALL clear the Charging Profile with the matching <code>id</code> and respond with a <a href="#">ClearChargingProfileResponse</a> message with <code>status = Accepted</code> .	
K10.FR.04	NOT K10.FR.03 AND NOT K10.FR.08 AND Upon receipt of a <a href="#">ClearChargingProfileRequest</a> , with optional values for <code>evseld</code> , <code>chargingProfilePurpose</code> , <code>stackLevel</code>	The Charging Station SHALL clear the <a href="#">ChargingProfile(s)</a> that match (as logical AND) the values in the request, except those for that have <code>ChargingProfile = ChargingStationExternalConstraints</code> and respond with a <a href="#">ClearChargingProfileResponse</a> message with <code>status = Accepted</code> .	
K10.FR.05	After clearing one or more Charging Profiles.	The Charging Station SHALL recalculate its composite schedule and set the resulting maximum power/current values to all ongoing transactions.	
K10.FR.07	K10.FR.05 AND the cleared profile has <code>chargingProfilePurpose = TxDefaultProfile</code>	The Charging Station SHALL continue any active transaction, that started with a <a href="#">TxDefaultProfile</a> , as if it was started without a <a href="#">TxDefaultProfile</a> .	

ID	Precondition	Requirement definition	Note
K10.FR.08	Upon receipt of a <a href="#">ClearChargingProfileRequest</a> , with optional values for <i>evseld</i> , <i>chargingProfilePurpose</i> , <i>stackLevel</i> AND the matched <a href="#">ChargingProfile(s)</a> all have <a href="#">ChargingProfile</a> = <i>ChargingStationExternalConstraints</i>	The Charging Station SHALL respond with a <a href="#">ClearChargingProfileResponse</a> message with <i>status</i> = <i>Unknown</i> .	Charging profiles for external constraints are disregarded by <a href="#">ClearChargingProfile</a> message.
K10.FR.09	Upon receipt of a <a href="#">ClearChargingProfileRequest</a> with a specified <i>chargingProfileId</i> AND the <i>chargingProfilePurpose</i> of the referenced <a href="#">ChargingProfile</a> = <i>ChargingStationExternalConstraints</i>	The Charging Station SHALL respond with a <a href="#">ClearChargingProfileResponse</a> message with <i>status</i> = <i>Unknown</i> .	Charging profiles for external constraints are disregarded by <a href="#">ClearChargingProfile</a> message.

## 5.2. External Charging Limit based Smart Charging

### K11 - Set / Update External Charging Limit With Ongoing Transaction

No.	Type	Description
1	Name	Set / Update External Charging Limit With Ongoing Transaction
2	ID	K11
3	Objective(s)	To inform the CSMS of a charging schedule or charging limit imposed by an External Control System on the Charging Station with ongoing transaction(s).
4	Description	An External Control System sends a charging limit/schedule to a Charging Station. This limit is sent to the CSMS. The External Control System can be a DSO, but also a smart meter or a home energy management system. The interface between External Control System and Charging Station is not specified. It can be any protocol that is supported by Charging Station for this purpose, even OCPP.
	Actors	External Control System, Charging Station, CSMS
	Scenario description	<ol style="list-style-type: none"> <li>1. External control system sends charging limit/schedule to Charging Station.</li> <li>2. Optional: Charging Station calculates new charging schedule.</li> <li>3. Charging Station adjusts the charging speed of the ongoing transaction(s).</li> <li>4. If the charging limit changed by more than: <a href="#">LimitChangeSignificance</a>, the Charging Station sends a <a href="#">NotifyChargingLimitRequest</a> message to CSMS with optionally the set charging limit/schedule.</li> <li>5. The CSMS responds with <a href="#">NotifyChargingLimitResponse</a> to the Charging Station.</li> <li>6. If the charging rate changes by more than: <a href="#">LimitChangeSignificance</a>, the Charging Station sends a <a href="#">TransactionEventRequest</a> message to inform the CSMS.</li> <li>7. The CSMS responds with <a href="#">TransactionEventResponse</a> to the Charging Station.</li> </ol>
5	Prerequisites	<p>Charging Station is not in error state.</p> <p>The external system can set/clear a charging limit/schedule on the Charging Station via a direct connection to the Charging Station.</p>
6	Postcondition(s)	<p>The ongoing transaction will be limited by the received charging limit from the external system.</p> <p>The CSMS is informed of the new limit/schedule imposed by the external system.</p>
7	Error Handling	n/a
8	Remarks	<p>The external system could, for example, use IEC 61850 <a href="#">[IEC61850-7-420]</a> or OpenADR <a href="#">[OPENADR]</a> to communicate the grid limit to the Charging Station, but this could be any protocol. Furthermore, an example of an external system is given, in this case a DSO that might set an external charging limit in case of grid problems, but this could be any other external system or reason to set a charging limit.</p> <p>If the external limit is represented by an Absolute or Relative <code>ChargingStationExternalConstraints</code> charging profile, then every update of the external limit requires (K11.FR.06) that the existing <code>ChargingStationExternalConstraints</code> charging profile is replaced by a new one. This one can use the same <code>chargingProfile.id</code>, however.</p>

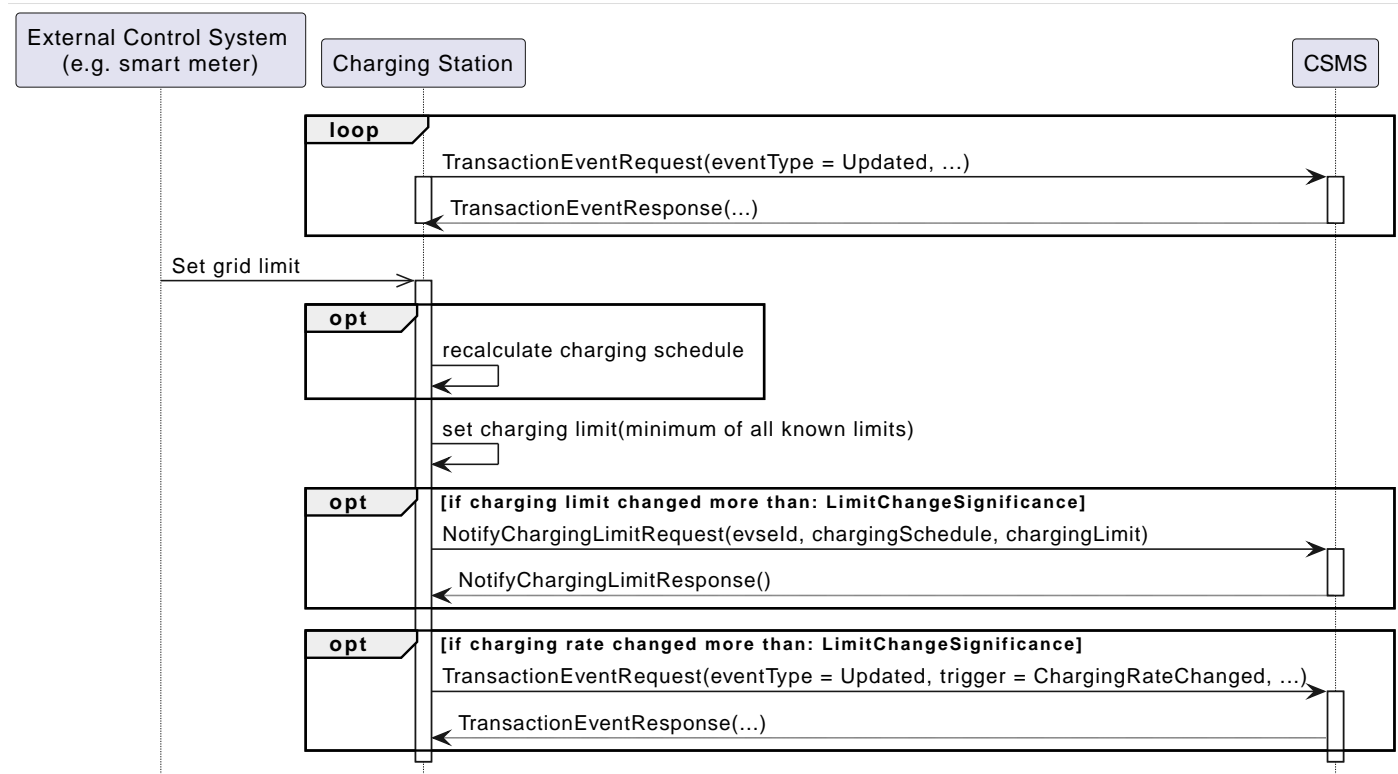


Figure 108. Sequence diagram of the use case "Setting / Updating External Charging Limit with Ongoing Transaction"

## K11 - Set / Update External Charging Limit With Ongoing Transaction - Requirements

Table 104. K11 - Requirements

ID	Precondition	Requirements	Note
K11.FR.01	When an external charging limit/schedule is received during an ongoing transaction	The Charging Station SHALL NOT charge the ongoing transaction faster than this given limit/schedule.	
K11.FR.02	K11.FR.01 AND Charging limit changed by more than: <code>LimitChangeSignificance</code>	The Charging Station SHALL inform the CSMS of the new charging limit/schedule imposed by the external system by sending a <code>NotifyChargingLimitRequest</code> .	
K11.FR.03	K11.FR.02 AND <code>EnableNotifyChargingLimitWithSchedules</code> is true	The <code>NotifyChargingLimitRequest</code> SHALL contain the charging limits/schedules as set by the external system.	
K11.FR.04	K11.FR.01 AND Charging rate changed by more than: <code>LimitChangeSignificance</code>	The Charging Station SHALL send a <code>TransactionEventRequest</code> message to the CSMS with <code>trigger = ChargingRateChanged</code>	
K11.FR.05	K11.FR.02	The Charging Station SHALL NOT set the <code>chargingLimitSource</code> to <code>CSO</code> in the <code>NotifyChargingLimitRequest</code> .	

ID	Precondition	Requirements	Note
K11.FR.06	When an external charging limit/schedule is received	The Charging Station SHALL use purpose <code>ChargingStationExternalConstraints</code> when reporting about this limit (i.e. in a <a href="#">ReportChargingProfilesRequest</a> ).	It is RECOMMENDED to use negative values for the <i>id</i> of a <code>ChargingStationExternalConstraints</code> profile, to minimize the risk of a clash with an <i>id</i> that CSMS might use for a (future) charging profile.

## K12 - Set / Update External Charging Limit Without Ongoing Transaction

No.	Type	Description
1	Name	Set / Update External Charging Limit Without Ongoing Transaction
2	ID	K12
3	Objective(s)	To inform the CSMS of a charging schedule or charging limit imposed by an external system on the Charging Station for new transactions or on the grid connection.
4	Description	To inform the CSMS of a charging schedule or charging limit imposed by an external system on the Charging Station for new transactions or on the grid connection. The External Control System can be a DSO, but also a smart meter or a home energy management system. The interface between External Control System and Charging Station is not specified. It can be any protocol that is supported by Charging Station for this purpose, even OCPP.
	Actors	External Control System, Charging Station, CSMS
	Scenario description	<ol style="list-style-type: none"> <li>1. External Control System sends a charging limit to Charging Station (not during a transaction).</li> <li>2. Optional: Charging Station calculates new charging schedule.</li> <li>3. Charging Station adjusts the charging speed.</li> <li>4. If the charging limit changed by more than: <a href="#">LimitChangeSignificance</a>, the Charging Station sends a <a href="#">NotifyChargingLimitRequest</a> message to CSMS with optionally the set charging limit/schedule.</li> <li>5. The CSMS responds with a <a href="#">NotifyChargingLimitResponse</a> to the Charging Station.</li> </ol>
5	Prerequisites	Charging Station is not in error state. The external system can set/clear a charging limit/schedule on the Charging Station via a direct connection to the Charging Station.
6	Postcondition(s)	New transactions will be limited by the received charging limit from the external system. The CSMS is informed of the new limit/schedule imposed by the external system.
7	Error Handling	n/a
8	Remarks	The external system could, for example, use IEC 61850 <a href="#">[IEC61850-7-420]</a> or OpenADR <a href="#">[OPENADR]</a> to communicate the grid limit to the Charging Station, but this could be any protocol. Furthermore, an example of an external system is given, in this case a DSO that might set an external charging limit in case of grid problems, but this could be any other external system or reason to set a charging limit.

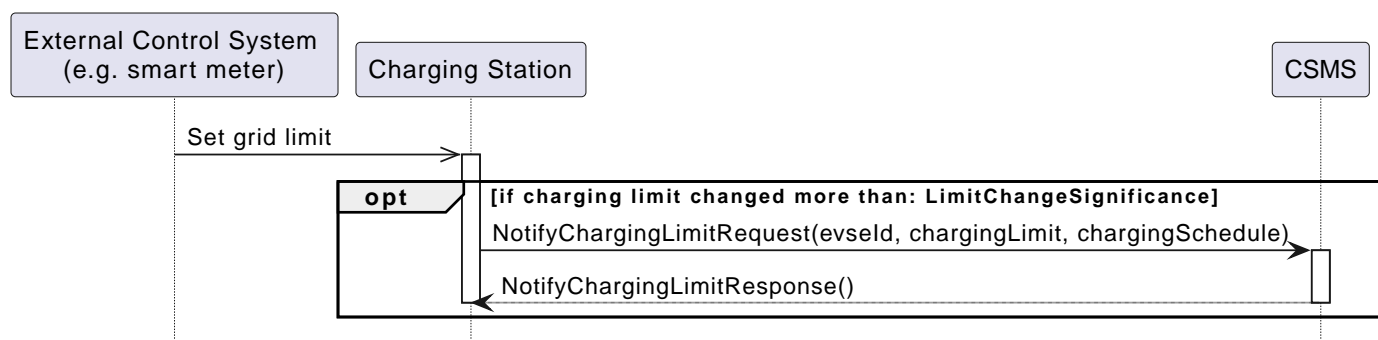


Figure 109. Sequence diagram of the use case "Set / Update External Charging Limit Without Ongoing Transaction"

## K12 - Set / Update External Charging Limit Without Ongoing Transaction - Requirements

Table 105. K12 - Requirements

ID	Precondition	Requirements	Note
K12.FR.01	When an external charging limit/schedule is received while no transactions are ongoing	The total load of all EVSEs SHALL NOT exceed this given limit.	
K12.FR.02	K12.FR.01 AND Charging limit changed by more than: <a href="#">LimitChangeSignificance</a>	The Charging Station SHALL inform the CSMS of the new charging limit/schedule imposed by the external system by sending a <a href="#">NotifyChargingLimitRequest</a> .	Same as K11.FR.02
K12.FR.03	K12.FR.02 AND <a href="#">EnableNotifyChargingLimitWithSchedules</a> is true	The <a href="#">NotifyChargingLimitRequest</a> SHALL contain the charging limit/schedule as set by the external system.	Same as K11.FR.03
K12.FR.04	K12.FR.02	The Charging Station SHALL NOT set the <a href="#">chargingLimitSource</a> to CSO in the <a href="#">NotifyChargingLimitRequest</a> .	Same as K11.FR.05
K12.FR.05	When an external charging limit/schedule is received	The Charging Station SHALL use purpose <a href="#">ChargingStationExternalConstraints</a> when reporting about this limit (i.e. in a <a href="#">ReportChargingProfilesRequest</a> ).	It is RECOMMENDED to use negative values for the <i>id</i> of a <a href="#">ChargingStationExternalConstraints</a> profile, to minimize the risk of a clash with an <i>id</i> that CSMS might use for a (future) charging profile. Same as K11.FR.06.

## K13 - Reset / Release External Charging Limit

No.	Type	Description
1	Name	Reset / Release External Charging Limit
2	ID	K13
3	Objective(s)	To release a charging limit that was previously imposed.
4	Description	An external control system sends a signal to release a previously imposed charging limit to a Charging Station. The Charging Station notifies the CSMS about this.
	Actors	External control system, Charging Station, CSMS
	Scenario description	<ol style="list-style-type: none"> <li>1. External control system releases/removes a charging limit/schedule on the Charging Station</li> <li>2. When a transaction is ongoing, the Charging Station calculates the new Charging Schedule and adjusts charging speed.</li> <li>3. The Charging Station sends a <a href="#">ClearedChargingLimitRequest</a> to notify the CSMS.</li> <li>4. The CSMS acknowledges with a <a href="#">ClearedChargingLimitResponse</a> to the Charging Station.</li> <li>5. When the change has impact on an ongoing charging transaction and is more than: <a href="#">LimitChangeSignificance</a>, the Charging Station sends a <a href="#">TransactionEventRequest</a> to notify the CSMS.</li> <li>6. The CSMS acknowledges with a <a href="#">TransactionEventResponse</a> to the Charging Station.</li> </ol>
5	Prerequisites	Previously, a charging limit was sent to the Charging Station under consideration. An external system that can set/clear a charging limit/schedule on the Charging Station.
6	Postcondition(s)	The previously received charging limit is not limiting charging anymore.
7	Error Handling	n/a

No.	Type	Description
8	Remarks	The external system could, for example, IEC 61850 [IEC61850-7-420] or OpenADR [OPENADR] to release the grid limit, but this could be any protocol. Furthermore, an example of an external system is given, in this case a DSO that might set an external charging limit in case of grid problems, but this could be any other external system or reason to set a charging limit.

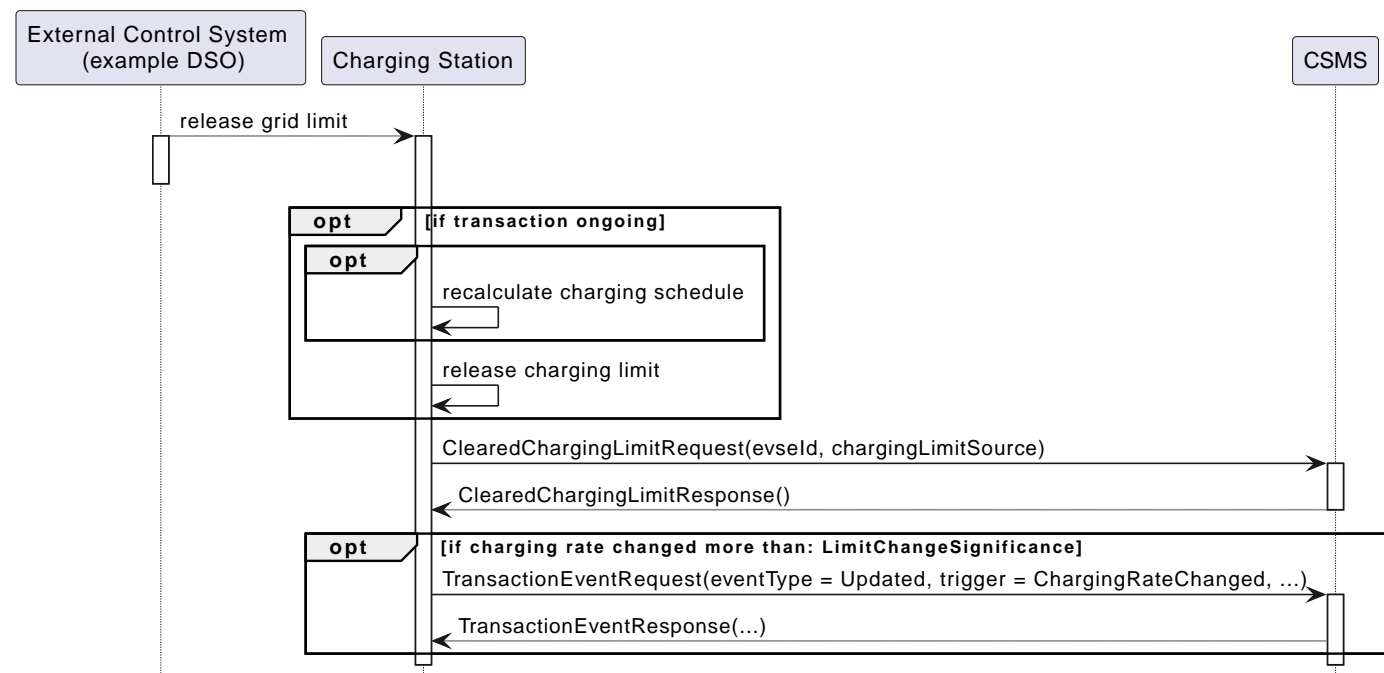


Figure 110. Sequence diagram of the use case "Release / Reset External Charging Limit"

## K13 - Reset / Release External Charging Limit - Requirements

Table 106. K13 - Requirements

ID	Precondition	Requirements
K13.FR.01	External charging limit is released/removed	The Charging Station SHALL NOT limit charging anymore based on the previously received limit.
K13.FR.02	K13.FR.01	The Charging Station SHALL notify the CSMS by sending a <a href="#">ClearedChargingLimitRequest</a> message.
K13.FR.03	K13.FR.01 AND A transaction is ongoing AND Charging rate changed by more than: <a href="#">LimitChangeSignificance</a>	The Charging Station SHALL send a <a href="#">TransactionEventRequest</a> message to the CSMS with <a href="#">trigger = ChargingRateChanged</a> .

## K14 - External Charging Limit with Local Controller

No.	Type	Description
1	Name	Handle external charging limit with a local controller
2	ID	K14
3	Objective(s)	To adjust the charging limits according to the External Control System requirements.
4	Description	An external control system sends a charging limit to the Local Controller. The Local Controller notifies the CSMS, calculates the new charging schedules and sends a <a href="#">SetChargingProfileRequest</a> messages to all Charging Stations for which the charging profile has changed.
	Actors	External control system, Local Controller, Charging Station, CSMS

No.	Type	Description
	Scenario description	<ol style="list-style-type: none"> <li>1. External control system sends a charging limit/schedule to Local Controller.</li> <li>2. Local Controller sends a <a href="#">NotifyChargingLimitRequest</a> message to the CSMS.</li> <li>3. Local Controller calculates new Charging Profiles for all connected Charging Stations.</li> <li>4. Local Controller sends a <a href="#">SetChargingProfileRequest</a> message to all Charging Stations for which the charging profile has changed.</li> <li>5. External control releases a charging limit/schedule to Local Controller.</li> <li>6. Local Controller sends a <a href="#">ClearedChargingLimitRequest</a> message to the CSMS.</li> <li>7. Local Controller clears Charging Profiles for all connected Charging Stations.</li> <li>8. Local Controller sends a <a href="#">ClearChargingProfileRequest</a> messages to all affected Charging Stations.</li> </ol>
5	Prerequisite(s)	<p>Ongoing transaction(s).</p> <p>An external system that can set/clear a charging limit/schedule on Local Controller via another connection than OCPP.</p> <p>Configuration variable <a href="#">ExternalControlSignalsEnabled</a> = true.</p>
6	Postcondition(s)	<p><b>Successful postcondition:</b></p> <p>The ongoing transactions will be limited by the received charging limit from the external system. The CSMS is informed of the new limit/schedule imposed by the external system.</p> <p><b>Failure postcondition:</b></p> <p>The CSMS is not informed about the changed charging limit.</p> <p>The External Control System is not able to change the charging limit.</p>
7	Error handling	n/a
8	Remark(s)	n/a

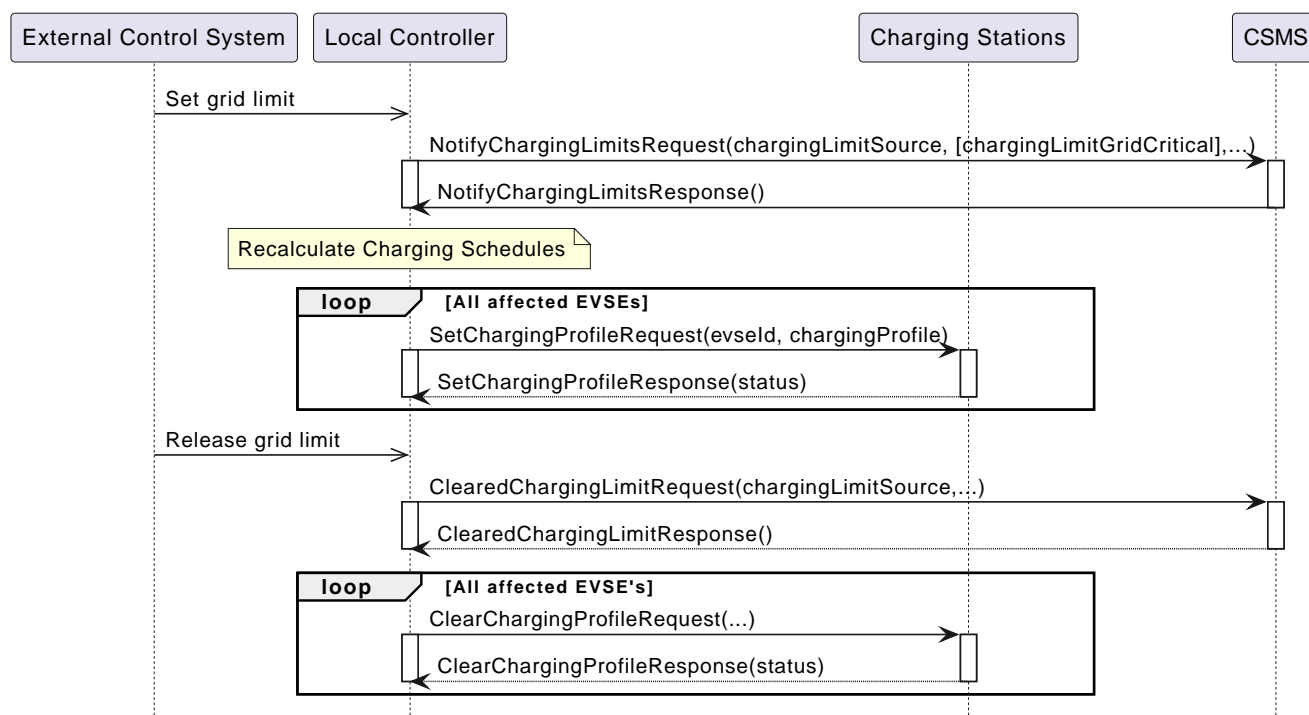


Figure 111. Sequence Diagram: External Charging Limit with Local Controller.

## K14 - External Charging Limit with Local Controller - Requirements

Table 107. K14 - Requirements

ID	Precondition	Requirement definition
K14.FR.01	When an external charging limit/schedule is received	The total load of all Charging Stations SHALL NOT exceed this given limit.

ID	Precondition	Requirement definition
K14.FR.02	K14.FR.01 AND Charging limit changed by more than: <a href="#">LimitChangeSignificance</a>	The Local Controller SHALL inform the CSMS of the new charging limit/schedule imposed by the external system by sending a <a href="#">NotifyChargingLimitRequest</a> .
K14.FR.03	When an external charging limit/schedule is released	The local controller SHALL notify the CSMS by sending a <a href="#">ClearedChargingLimitRequest</a> .
K14.FR.04	K14.FR.03	The local controller SHALL clear the hard limit on Charging Stations by sending a <a href="#">ClearChargingProfileRequest</a> message to the Charging Stations.
K14.FR.05	When the Local Controller receives an external charging limit/schedule	It SHALL send a <a href="#">SetChargingProfileRequest</a> to all Charging Stations for which the charging profile has changed.
K14.FR.06	K14.FR.05	The Local Controller SHALL NOT set <a href="#">chargingProfilePurpose</a> to <a href="#">ChargingStationExternalConstraints</a> .

## 5.3. ISO 15118 based Smart Charging

### K15 - Charging with load leveling based on High Level Communication

No.	Type	Description
1	<b>Name</b>	Charging with load leveling based on High Level Communication.
2	<b>ID</b>	K15
	<i>Reference</i>	<a href="#">ISO15118-1</a> E1 AC Charging with load leveling based on High Level Communication, and E4 DC charging with load leveling based on High Level Communication.
3	<b>Objective(s)</b>	See <a href="#">ISO15118-1</a> , use case Objective E1, page 29.
4	<b>Description</b>	See <a href="#">ISO15118-1</a> , use case Description E1, page 29.
	<i>Actors</i>	EV, Charging Station, CSMS.
	<i>Combined scenario description</i>	<ol style="list-style-type: none"> <li>1. The EV sends a ChargeParameterDiscoveryReq message to the Charging Station.</li> <li>2. The Charging Station sends a <a href="#">NotifyEVChargingNeedsRequest</a> message to the CSMS.</li> <li>3. The CSMS sends a <a href="#">NotifyEVChargingNeedsResponse</a> message to the Charging Station.</li> <li>4. The CSMS sends a <a href="#">SetChargingProfileRequest</a> message to the Charging Station.</li> <li>5. The Charging Station sends a <a href="#">SetChargingProfileResponse</a> message to the CSMS.</li> <li>6. The Charging Station responds to the EV with a ChargeParameterDiscoveryRes message to the EV.</li> <li>7. The EV sends a PowerDeliveryReq message to the Charging Station with ChargeProgress=Start. This marks the point in time when the EVSE provides voltage to its output power outlet and the EV can start to recharge its battery.</li> <li>8. The contactor is closed.</li> <li>9. The transaction is updated with a <a href="#">TransactionEventRequest</a> message.</li> <li>10. A PowerdeliveryRes message is sent to the EV.</li> <li>11. Optionally, the Charging Station sends a <a href="#">NotifyEVChargingScheduleRequest</a> message to the CSMS.</li> </ol>
5	<b>Prerequisites</b>	Both the Charging Station and the EV support ISO 15118. The configured TxStartPoint needs to contain at least one of ParkingBayOccupied, EVConnected, Authorized or PowerPathClosed, such that the OCPP transaction is started before ChargeParameterDiscoverReq is sent by EV, such that CSMS can send a TxProfile charging profile.
6	<b>Postcondition(s)</b>	See <a href="#">ISO15118-1</a> , use case End conditions E1, page 29.
7	<b>Error handling</b>	The Charging Station needs to use the information from the SetChargingProfileRequest message to create the response to the ISO 15118 ChargeParameterDiscoveryReq towards the EV. This message has a timeout of 60 seconds, which means the SetChargingProfileRequest has to be sent well within 60 seconds after receiving the NotifyEVChargingNeedsRequest. If the Charging Station does not receive the SetChargingProfileRequest in time or when the NotifyEVChargingNeedsResponse has <i>status = Processing</i> , then the Charging Station will return a schedule in ChargeParameterDiscoverRes that matches the capabilities of the EVSE. When CSMS sends the SetChargingProfileRequest at a later time, then this will trigger a renegotiation according to use case <a href="#">K16 - Renegotiation initiated by CSMS</a> .
8	<b>Remark(s)</b>	Signed SalesTariffs are currently not supported. If these are needed please use <a href="#">P01 - Data Transfer to the Charging Station</a> to send these to the Charging Station.

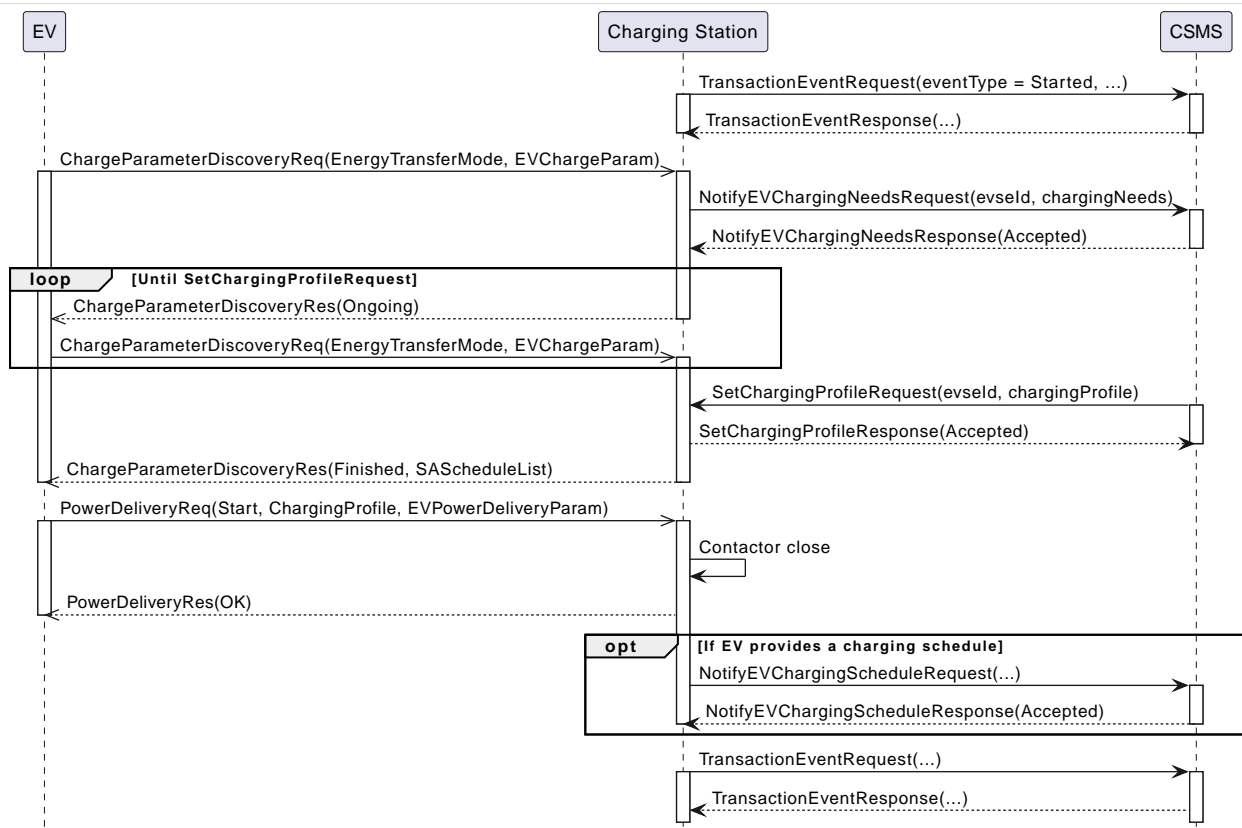


Figure 112. Sequence Diagram: Charging with load leveling based on High Level Communication

## K15 - Charging with load leveling based on High Level Communication - Requirements

Table 108. K15 - Requirements

ID	Precondition	Requirements	Note
K15.FR.01	When the Charging Station receives charging needs from the EV	The Charging Station SHALL send a <a href="#">NotifyEVChargingNeedsRequest</a> to the CSMS.	
K15.FR.02	K15.FR.01	In response to a <a href="#">NotifyEVChargingNeedsRequest</a> the CSMS SHALL send a <a href="#">NotifyEVChargingNeedsResponse</a> .	
K15.FR.03	K15.FR.02	If the CSMS is able to provide a charging schedule, it SHALL indicate this by setting the <i>status</i> field in the <a href="#">NotifyEVChargingNeedsResponse</a> to Accepted.	
K15.FR.04	K15.FR.02	If the CSMS is not going to provide a charging schedule, it SHALL indicate this by setting the <i>status</i> field in the <a href="#">NotifyEVChargingNeedsResponse</a> to Rejected.	Charging Station will use a TxDefaultProfile or provide a schedule with unlimited power.
K15.FR.05	K15.FR.02	If the CSMS is able to provide a charging schedule; but needs processing time, it SHALL indicate this by setting the <i>status</i> field in the <a href="#">NotifyEVChargingNeedsResponse</a> to Processing.	The Charging Station does not have to wait for the <a href="#">SetChargingProfileRequest</a> . CSMS will send it later and trigger a renegotiation as per use case K16.
K15.FR.06		A <a href="#">NotifyEVChargingNeedsRequest</a> SHALL contain either ACChargingParameters or DCChargingParameters.	

ID	Precondition	Requirements	Note
K15.FR.07	K15.FR.03 or K15.FR.05	The CSMS SHALL send a <a href="#">SetChargingProfileRequest</a> with <i>chargingProfilePurpose</i> = TxProfile and a <i>transactionId</i> and at most three <i>chargingSchedule</i> and optional <i>salesTariff</i> elements, that each contain no more periods than specified by <i>maxScheduleTuples</i> in <a href="#">NotifyEVChargingNeedsRequest</a> and by device model variable <a href="#">SmartChargingCtrlr.PeriodsPerSchedule</a> .	The Charging Station will calculate the composite schedule(s) for the EVSE (taking into account a <i>ChargingStationMaxProfile</i> or <i>ChargingStationExternalConstraints</i> if present) and will convert that to the SAScheduleList format for ISO 15118.
K15.FR.08	K15.FR.01	The CSMS SHOULD send a <a href="#">SetChargingProfileRequest</a> to the Charging Station within 60 seconds.	This is to satisfy the ISO 15118 <i>ChargeParameterDiscoveryReq</i> timeout.
K15.FR.09	K15.FR.07 AND EV returns a charging profile	Charging Station SHALL verify that provided charging profile is within boundaries of the <i>ChargingSchedule</i> from CSMS.	In ISO 15118 EV can sent its charging profile as part of <i>PowerDeliveryReq</i> .
K15.FR.10	K15.FR.09	Charging Station SHALL send the EV charging profile in a <a href="#">NotifyEVChargingScheduleRequest</a> message to CSMS.	
K15.FR.11	K15.FR.10 AND EV charging profile is within limits of CSMS <i>ChargingSchedule</i>	CSMS responds with <a href="#">NotifyEVChargingScheduleResponse</a> with <i>status</i> Accepted to Charging Station.	Note: Already checked by Charging Station, but CSMS does its own check.
K15.FR.12	K15.FR.10 AND EV charging profile is NOT within limits of CSMS <i>ChargingSchedule</i>	CSMS responds with <a href="#">NotifyEVChargingScheduleResponse</a> with <i>status</i> Rejected to Charging Station.	
K15.FR.13	K15.FR.12	CSMS starts new renegotiation as per use case K16.	
K15.FR.14	K15.FR.11	The Charging Station SHOULD take the schedule from the <a href="#">NotifyEVChargingScheduleRequest</a> into account when calculating the actual Composite schedule.	
K15.FR.15	K15.FR.01 AND Charging Station is offline	The Charging Station SHALL use the <i>TxDefaultProfile</i> (if present) and generate a charging schedule within the limits of its composite schedule.	
K15.FR.16	K15.FR.07	It is RECOMMENDED to configure the Charging Station, such that a <i>TransactionEvent</i> with <i>idToken</i> has been sent prior to the <a href="#">NotifyEVChargingNeedsRequest</a> Message, so that CSMS can take the user into account when creating a charging schedule.	
K15.FR.17	When Charging Station receives a <a href="#">SetChargingProfileRequest</a> immediately after the transaction has started and before it has sent the <a href="#">NotifyEVChargingNeedsRequest</a> to CSMS	The Charging Station SHOULD respond with <a href="#">SetChargingProfileResponse</a> with <i>status</i> = Rejected and a <i>statusInfo</i> with <i>reasonCode</i> =InvalidMessageSeq.	CSMS sent profile too early. It does not harm if CS accepts the charging profile instead of rejecting it, as long as it sends a charging profile again when it receives the <a href="#">NotifyEVChargingNeedsRequest</a> .
K15.FR.18	K15.FR.03 OR K15.FR.05	CSMS IS RECOMMENDED to use only one <i>chargingSchedule</i> in a <a href="#">SetChargingProfileRequest</a> .	This ensures that there is no doubt about which schedule the EV will follow, even when no <a href="#">NotifyEVChargingScheduleRequest</a> is received.

ID	Precondition	Requirements	Note
K15.FR.19	K15.FR.07 AND EV does not return a charging profile	Charging Station IS RECOMMENDED to return an EV charging profile as a <i>chargingSchedule</i> in a <a href="#">NotifyEVChargingScheduleRequest</a> message to CSMS that matches the charging schedule that was selected by the EV (i.e. the OCPP charging schedule that is represented by the <i>SAScheduleTupleId</i> that EV sent in the <i>PowerDeliveryReq</i> .)	In ISO 15118-2 the EV charging profile and the selected schedule are returned as <i>ChargingProfile</i> and <i>SAScheduleTupleId</i> in <i>PowerDeliveryReq</i> . See also K15.FR.21.
K15.FR.22	When calculating <a href="#">CompositeSchedule(s)</a> to create a <i>SAScheduleList</i> for ISO 15118-2 to send to EV AND multiple <a href="#">ChargingProfileTypes</a> of <i>chargingProfilePurpose = TxProfile</i> with different <i>stackLevels</i> are valid AND some or all these <a href="#">ChargingProfileTypes</a> have more than one <i>chargingSchedule</i>	Charging Station SHALL create up to three <a href="#">CompositeSchedules</a> as defined in K08.FR.04, by combining the first <i>chargingSchedule</i> with the first <i>chargingSchedule</i> of other stack levels, the second with second (if existing), the third with the third (if existing), based on their order in the <a href="#">ChargingProfileTypes</a> .	This is about a corner case when multiple <i>TxProfiles</i> with different stack levels and multiple charging schedules have been sent to the Charging Station.

## K16 - Renegotiation initiated by CSMS

No.	Type	Description
1	Name	Renegotiation initiated by CSMS.
2	ID	K16
3	Objective(s)	To control the charging power or current of a Charging Station
4	Description	The CSMS sends a <i>SetChargingProfileRequest</i> to the Charging Station to influence the power or current drawn by the EV. The CSMS calculates a <i>ChargingSchedule</i> to stay within limits which MAY be imposed by an external system. <b>Note:</b> Description of actions between EV and Charging Station is informative only and not mandated by OCPP.
	Actors	EV, Charging Station, CSMS
	Scenario description	<ol style="list-style-type: none"> <li>1 CSMS sends a <a href="#">SetChargingProfileRequest</a> to the Charging Station.</li> <li>2 Charging Station responds with a <a href="#">SetChargingProfileResponse</a> to the CSMS.</li> <li>3 When EV sends the next <i>CurrentDemandReq</i> (for DC) or <i>ChargingStatusReq</i> (for AC), the Charging Station will respond with <i>evseNotification = ReNegotiation</i>.</li> <li>4 EV sends a <i>PowerDeliveryReq</i> with <i>chargeProgress = ReNegotiate</i> to confirm this.</li> <li>5 Charging Station responds with a <i>PowerDeliveryRes</i>.</li> <li>6 EV sends a <i>ChargeParameterDiscoveryReq</i>.</li> <li>7 Charging Station responds with a <i>ChargeParameterDiscoveryRes</i> with an <i>SAScheduleList</i> that contains the <i>ChargingSchedule</i> data from the <a href="#">SetChargingProfileRequest</a>.</li> <li>8 EV sends a <i>PowerDeliveryReq</i> with <i>chargeProgress = Start</i> (with an optional charging profile) to confirm this.</li> <li>9 Charging Station responds with <i>PowerDeliveryRes</i> and, if charging was suspended at start of the renegotiation, will resume power delivery.</li> <li>10 If EV provided a charging profile in the previous step, then Charging Station will send a <a href="#">NotifyEVChargingScheduleRequest</a> to the CSMS.</li> </ol>
5	Prerequisites	Charging session started according to use case K15.
6	Postcondition(s)	Charging session uses the new charging profile.
7	Remark(s)	Signed <i>SalesTariffs</i> are currently not supported. If these are needed, please use <a href="#">P01 - Data Transfer to the Charging Station</a> to send these to the Charging Station.

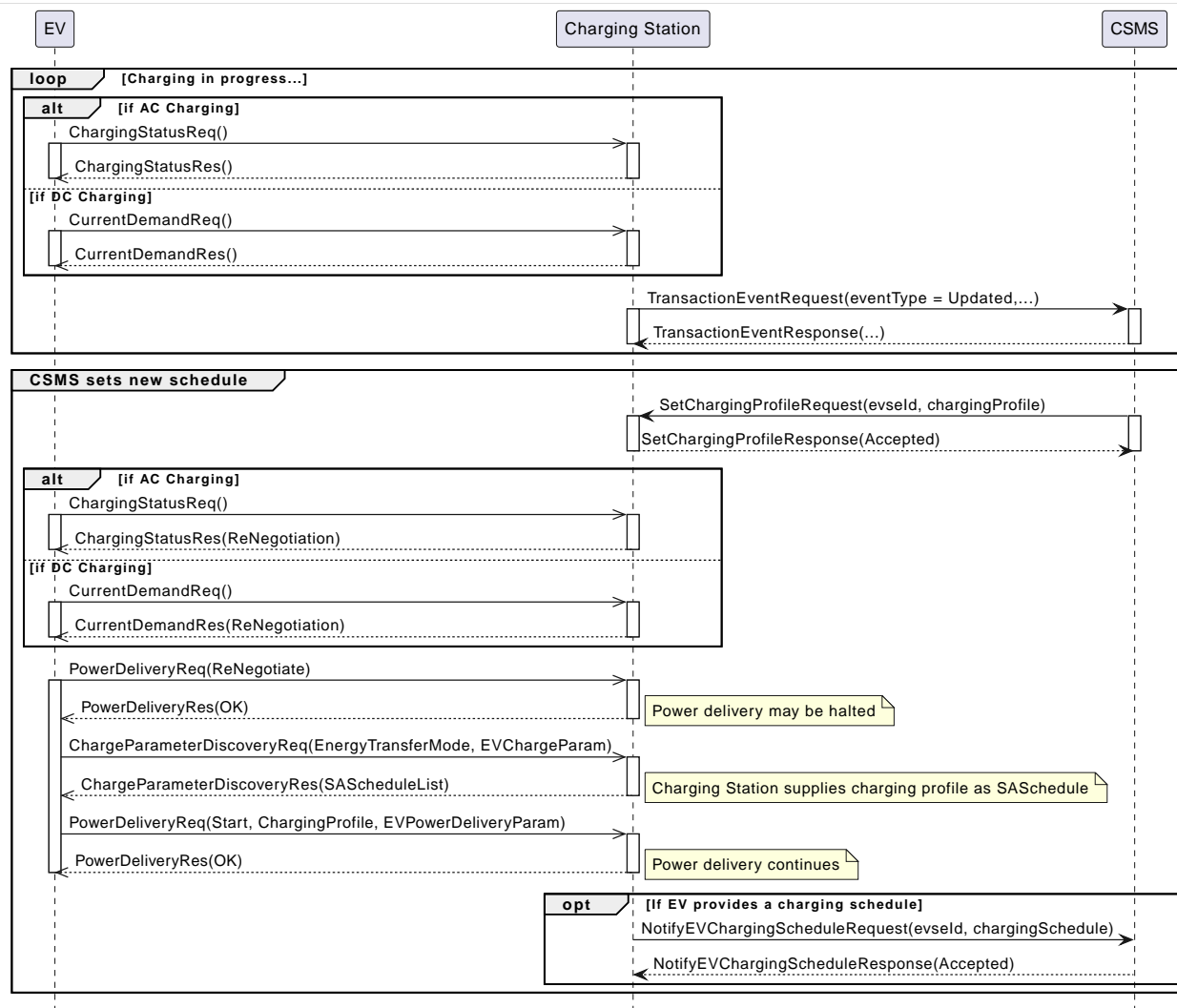


Figure 113. Renegotiation initiated by CSMS when using ISO 15118-2

## K16 - Renegotiation initiated by CSMS - Requirements

ID	Precondition	Requirements	NOTE
K16.FR.01	CSMS sends a new <a href="#">SetChargingProfileRequest</a>	Charging Station SHALL respond with a <a href="#">SetChargingProfileResponse</a> with status = Accepted.	
K16.FR.02	When the composite schedule for the EVSE changes	Charging Station SHALL initiate schedule renegotiation with EV.	This can be caused by a Set/ClearChargingProfileRequest or a change in ChargingStationExternalConstraints/LocalGeneration charging profiles. In ISO 15118 this is done by replying with EVSENotification=ReNegotiation to a CurrentDemandReq (for DC) or ChargingStatusReq (for AC) message.
K16.FR.03	K16.FR.02	Charging Station SHALL provide the composite schedule(s) to the EV.	In ISO 15118 this is done in the ChargeParameterDiscoverRes message.
K16.FR.04	EV returns a charging profile	Charging Station SHALL verify that provided charging profile is within boundaries of the ChargingSchedule from CSMS.	In ISO 15118 EV may provide this as part of the PowerDeliveryReq message.
K16.FR.05	K16.FR.04	Charging Station SHALL send the EV charging profile in a <a href="#">NotifyEVChargingScheduleRequest</a> message to CSMS.	

ID	Precondition	Requirements	NOTE
K16.FR.06	K16.FR.05 AND EV charging profile is within limits of CSMS ChargingSchedule	CSMS responds with <a href="#">NotifyEVChargingScheduleResponse</a> with <i>status</i> Accepted to Charging Station.	Note: Already checked by Charging Station, but CSMS does its own check.
K16.FR.07	K16.FR.05 AND EV charging profile is NOT within limits of CSMS ChargingSchedule	CSMS responds with <a href="#">NotifyEVChargingScheduleResponse</a> with <i>status</i> Rejected to Charging Station.	
K16.FR.08	K16.FR.07	CSMS starts new renegotiation as per use case K16.	
K16.FR.09	When the Charging Station receives charging needs from the EV	The Charging Station SHOULD NOT send a <a href="#">NotifyEVChargingNeedsRequest</a> to the CSMS.	CSMS initiated the renegotiation and has just sent a new charging profile, based on the initial charging needs from EV, energy already consumed by EV and whatever information has caused CSMS to update the charging profile. In ISO 15118 charging needs are sent via ChargeParameterDiscoveryReq.
K16.FR.10	K16.FR.04	The Charging Station SHOULD take the schedule from the <a href="#">NotifyEVChargingScheduleRequest</a> into account when calculating the actual Composite schedule.	
K16.FR.11	K16.FR.02 AND current or power in new charging schedule is lower than actual current or power	The Charging Station SHALL request EV to lower current or power to a value matching the new charging schedule at the first possible opportunity.	In ISO 15118 this can be communicated in CurrentDemandRes (for DC) or ChargingStatusRes (for AC).
K16.FR.12	K16.FR.09 AND Charging Station sends a <a href="#">NotifyEVChargingNeedsRequest</a>	The CSMS SHALL send a <a href="#">SetChargingProfileRequest</a> .	This situation is not desirable, because charging profile will likely be the same as in K16.FR.01, but this is added for robustness when Charging Station is not adhering to K16.FR.09.
K16.FR.13	EV does not return a charging profile	Charging Station IS RECOMMENDED to return an EV charging profile as a chargingSchedule in a <a href="#">NotifyEVChargingScheduleRequest</a> message to CSMS that matches the schedule that was selected by the EV (i.e. the OCPP charging schedule that is represented by the SAScheduleTupleId that EV sent in PowerDeliveryReq).	In ISO 15118-2 the EV charging profile and the selected schedule are returned as <i>ChargingProfile</i> and <i>SAScheduleTupleId</i> in PowerDeliveryReq.

## K17 - Renegotiation initiated by EV

No.	Type	Description
1	Name	Renegotiation initiated by EV.
2	ID	K16
3	Objective(s)	To let an EV request a new charging schedule.
4	Description	The EV signals the Charging Station that it wants to renegotiate and it provides new charging needs, which the Charging Station sends to the CSMS. Based on this and other parameters, the CSMS calculates a new charging schedule and sends it via <a href="#">SetChargingProfileRequest</a> to Charging Station, which communicates it to the EV. <b>Note:</b> Description of actions between EV and Charging Station is informative only and not mandated by OCPP.

No.	Type	Description
	Actors	EV, Charging Station, CSMS
	Scenario description	<p>1 When EV sends a ChargeParameterDiscoveryReq with with charging needs parameters, then Charging Station sends this information in a NotifyEVChargingNeedsRequest to CSMS.</p> <p>2 CSMS responds with NotifyEVChargingNeedsResponse to Charging Station.</p> <p>3 CSMS calculates new charging schedule, that tries to accomodate the EV charging needs and still fits within the schedule boundaries imposed by other parameters.</p> <p>4 CSMS sends a SetChargingProfileRequest with the new schedule to the Charging Station.</p> <p>5 Charging Station responds with SetChargingProfileResponse with status <i>Accepted</i>.</p> <p>6 Charging Station sends new charging schedule to EV in a ChargeParameterDiscoveryRes message.</p> <p>7 EV sends a PowerDeliveryReq with <i>chargeProgress</i> = <i>Start</i> (with an optional charging profile) to confirm this.</p> <p>8 Charging Station responds with PowerDeliveryRes and, if charging was suspended at start of the renegotiation, will resume power delivery.</p> <p>9 If EV provided a charging profile in the previous step, then Charging Station will send a <a href="#">NotifyEVChargingScheduleRequest</a> to the CSMS.</p>
5	Prerequisites	Charging session started according to use case K15.
6	Postcondition(s)	Charging session uses the new charging profile.
7	Remark(s)	Signed SalesTariffs are currently not supported. If these are needed, please use <a href="#">P01 - Data Transfer to the Charging Station</a> to send these to the Charging Station.

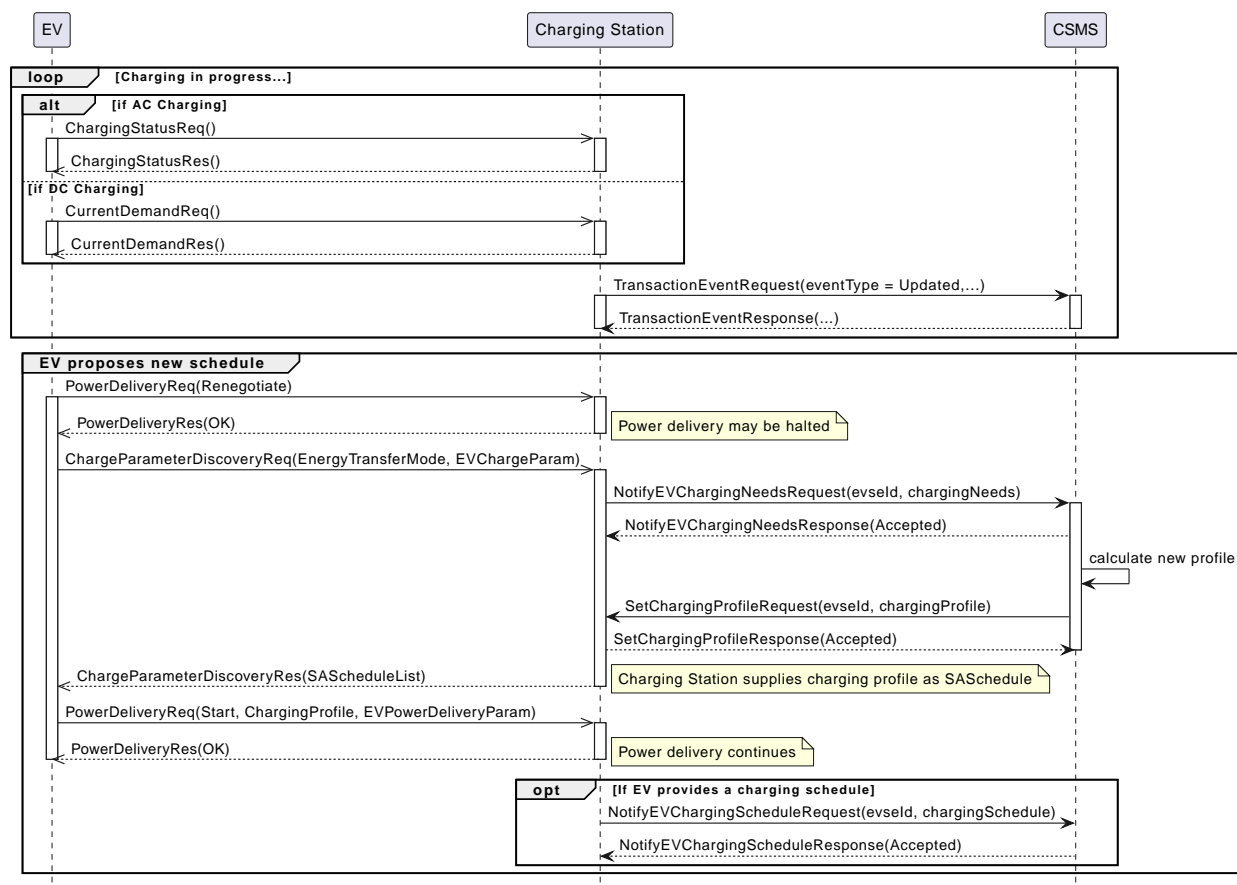


Figure 114. Renegotiation initiated by EV when using ISO 15118-2

## K17 - Renegotiation initiated by EV - Requirements

Table 109. K17 - Requirements

ID	Precondition	Requirements	Note
K17.FR.01	EV triggers a renegotiation and sends new charging needs	The Charging Station SHALL send a <a href="#">NotifyEVChargingNeedsRequest</a> to the CSMS.	

ID	Precondition	Requirements	Note
K17.FR.02	K17.FR.01	In response to a <a href="#">NotifyEVChargingNeedsRequest</a> the CSMS SHALL send a <a href="#">NotifyEVChargingNeedsResponse</a> .	
K17.FR.03	K17.FR.02 AND If the CSMS is able to provide a charging schedule now	CSMS SHALL indicate this by setting the <i>status</i> field in the <a href="#">NotifyEVChargingNeedsResponse</a> to 'Accepted'.	
K17.FR.04	K17.FR.02 AND If the CSMS is not able to provide a charging schedule now	CSMS SHALL indicate this by setting the <i>status</i> field in the <a href="#">NotifyEVChargingNeedsResponse</a> to 'Rejected'.	
K17.FR.05	K17.FR.02 AND If the CSMS is able to provide a charging schedule, but needs processing time	CSMS SHALL indicate this by setting the <i>status</i> field in the <a href="#">NotifyEVChargingNeedsResponse</a> to 'Processing'.	
K17.FR.06		A <a href="#">NotifyEVChargingNeedsRequest</a> SHALL contain either <i>ACChargingParameters</i> or <i>DCChargingParameters</i> .	
K17.FR.07	K17.FR.03 or K17.FR.05	The CSMS SHALL send a <a href="#">SetChargingProfileRequest</a> with <i>chargingProfilePurpose</i> = <i>TxProfile</i> and at most three <i>chargingSchedule</i> and optional <i>salesTariff</i> elements, that each contain no more periods than specified by <i>maxScheduleTuples</i> in <a href="#">NotifyEVChargingNeedsRequest</a> and by device model variable <a href="#">SmartChargingCtrlr.PeriodsPerSchedule</a> .	
K17.FR.08	K17.FR.01	The CSMS SHOULD send a <a href="#">SetChargingProfileRequest</a> to the Charging Station within 60 seconds.	This is to satisfy the ISO 15118 <i>ChargeParameterDiscoveryReq</i> timeout.
K17.FR.09	K17.FR.07 AND EV returns a charging profile	Charging Station SHALL verify that provided charging profile is within boundaries of the <i>ChargingSchedule</i> from CSMS.	In ISO 15118 EV can sent its charging profile as part of <i>PowerDeliveryReq</i> .
K17.FR.10	K17.FR.09	Charging Station SHALL send the EV charging profile in a <a href="#">NotifyEVChargingScheduleRequest</a> message to CSMS.	
K17.FR.11	K17.FR.10 AND EV charging profile is within limits of CSMS <i>ChargingSchedule</i>	CSMS responds with <a href="#">NotifyEVChargingScheduleResponse</a> with <i>status</i> <i>Accepted</i> to Charging Station.	Note: Already checked by Charging Station, but CSMS does its own check.
K17.FR.12	K17.FR.10 AND EV charging profile is NOT within limits of CSMS <i>ChargingSchedule</i>	CSMS responds with <a href="#">NotifyEVChargingScheduleResponse</a> with <i>status</i> <i>Rejected</i> to Charging Station.	
K17.FR.13	K17.FR.12	CSMS starts new renegotiation as per use case K16.	
K17.FR.14	K17.FR.11	The Charging Station SHOULD take the schedule from the <a href="#">NotifyEVChargingScheduleRequest</a> into account when calculating the actual Composite schedule.	

ID	Precondition	Requirements	Note
K17.FR.15	K17.FR.01 AND (K17.FR.04 OR Charging Station is offline)	The Charging Station SHALL use the TxDefaultProfile (if present) and generate a charging schedule within the limits of its composite schedule.	
K17.FR.16	K17.FR.07 EV does not return a charging profile	Charging Station IS RECOMMENDED to return an EV charging profile as a chargingSchedule in a <a href="#">NotifyEVChargingScheduleRequest</a> message to CSMS that matches the schedule that was selected by the EV (i.e. the OCPP charging schedule that is represented by the SAScheduleTupleId that EV sent in PowerDeliveryReq).	In ISO 15118-2 the EV charging profile and the selected schedule are returned as <i>ChargingProfile</i> and <i>SAScheduleTupleId</i> in PowerDeliveryReq.
K17.FR.17	K17.FR.01 AND Charging Station is offline	Charging Station SHOULD add <i>timestamp</i> to the <a href="#">NotifyEVChargingNeedsRequest</a> with the time when charging needs were received from EV	This will tell CSMS how old this data is, if it was not immediately sent because of an offline period.

---

# L. Firmware Management

---

# Chapter 1. Introduction

This Functional Block describes the functionality that enables a CSO to update the firmware of a Charging Station.

When a Charging Station needs to be updated with new firmware, the CSMS informs the Charging Station of the time at which the Charging Station can start downloading the new firmware. The Charging Station SHALL notify the CSMS after each step as it downloads and installs the new firmware.

## Chapter 2. Use cases & Requirements

### L01 - Secure Firmware Update

No.	Type	Description
1	Name	Secure Firmware Update
2	ID	L01
3	Objective(s)	Download and install a Secure firmware update.
4	Description	Illustrate how a Charging Station processes a Secure firmware update.
	Actors	CSMS, Charging Station
	Scenario description	<p>1. The CSMS sends an <a href="#">UpdateFirmwareRequest</a> message that contains the location of the firmware, the time after which it should be retrieved, and information on how many times the Charging Station should retry downloading the firmware.</p> <p>2. The Charging Station verifies the validity of the certificate against the Manufacturer root certificate.</p> <p>3. If the certificate is valid AND the retrieveDateTime has passed, the Charging Station starts downloading the firmware, and sends a <a href="#">FirmwareStatusNotificationRequest</a> with status <a href="#">Downloading</a>.</p> <p>If the certificate is not valid or could not be verified, the Charging Station aborts the firmware update process and sends a <a href="#">UpdateFirmwareResponse</a> with status <a href="#">InvalidCertificate</a> and a <a href="#">SecurityEventNotificationRequest</a> with the security event InvalidFirmwareSigningCertificate (See part 2 appendices for the full list of security events).</p> <p>4. If the Firmware successfully downloaded, the Charging Station sends a <a href="#">FirmwareStatusNotificationRequest</a> with status <a href="#">Downloaded</a>.</p> <p>Otherwise, it sends a <a href="#">FirmwareStatusNotificationRequest</a> with status <a href="#">DownloadFailed</a>.</p> <p>5. If the verification is successful AND the installDateTime has passed, the Charging Station sends a <a href="#">FirmwareStatusNotificationRequest</a> with status <a href="#">Installing</a>.</p> <p>If the verification of the firmware fails or if a signature is missing entirely, the Charging Station sends a <a href="#">FirmwareStatusNotificationRequest</a> with status <a href="#">InvalidSignature</a> and a <a href="#">SecurityEventNotificationRequest</a> with the security event InvalidFirmwareSignature (See part 2 appendices for the full list of security events).</p> <p>6. If the installation is successful, the Charging Station sends a <a href="#">FirmwareStatusNotificationRequest</a> with status <a href="#">Installed</a>.</p> <p>Otherwise, it sends a <a href="#">FirmwareStatusNotificationRequest</a> with status <a href="#">InstallationFailed</a>.</p>
	Alternative scenario(s)	<a href="#">L02 - Non-Secure Firmware Update</a>
5	Prerequisite(s)	The Charging Station Manufacturer provided a firmware update.
6	Postcondition(s)	<p><b>Successful postcondition:</b> The firmware is updated and the Charging Station is in <i>Installed</i> status.</p> <p><b>Failure postconditions:</b> The certificate is not valid or could not be verified and the Charging Station is in <i>InvalidCertificate</i> status.</p> <p>Downloading the firmware failed and the Charging Station is in <i>DownloadFailed</i> status.</p> <p>The verification of the firmware's digital signature failed and the Charging Station is in <i>InvalidSignature</i> status.</p> <p>The installation of the firmware is not successful and the Charging Station is in <i>InstallationFailed</i> status.</p>
7	Error handling	n/a

No.	Type	Description
8	Remark(s)	<p>As an example in this use case the requestId = 123, but this could be any value.</p> <p>Measures SHOULD be taken to secure the firmware when it is stored on a server or workstation.</p> <p>The Charging Station has a required Configuration Variable that reports which file transfer protocols it supports: <a href="#">FileTransferProtocols</a></p> <p>When migrating to a new version of OCPP it is RECOMMENDED to install a fallback NetworkConnectionProfile with the new configuration.</p> <p>The requirements for the Firmware Signing Certificate are described in the: <a href="#">Certificate Properties</a> section.</p> <p>The manufacturer SHALL NOT use intermediate certificates for the firmware signing certificate in the Charging Station.</p> <p>FTP needs to be able to use Passive FTP, to be able to transverse over as many different typologies as possible.</p>

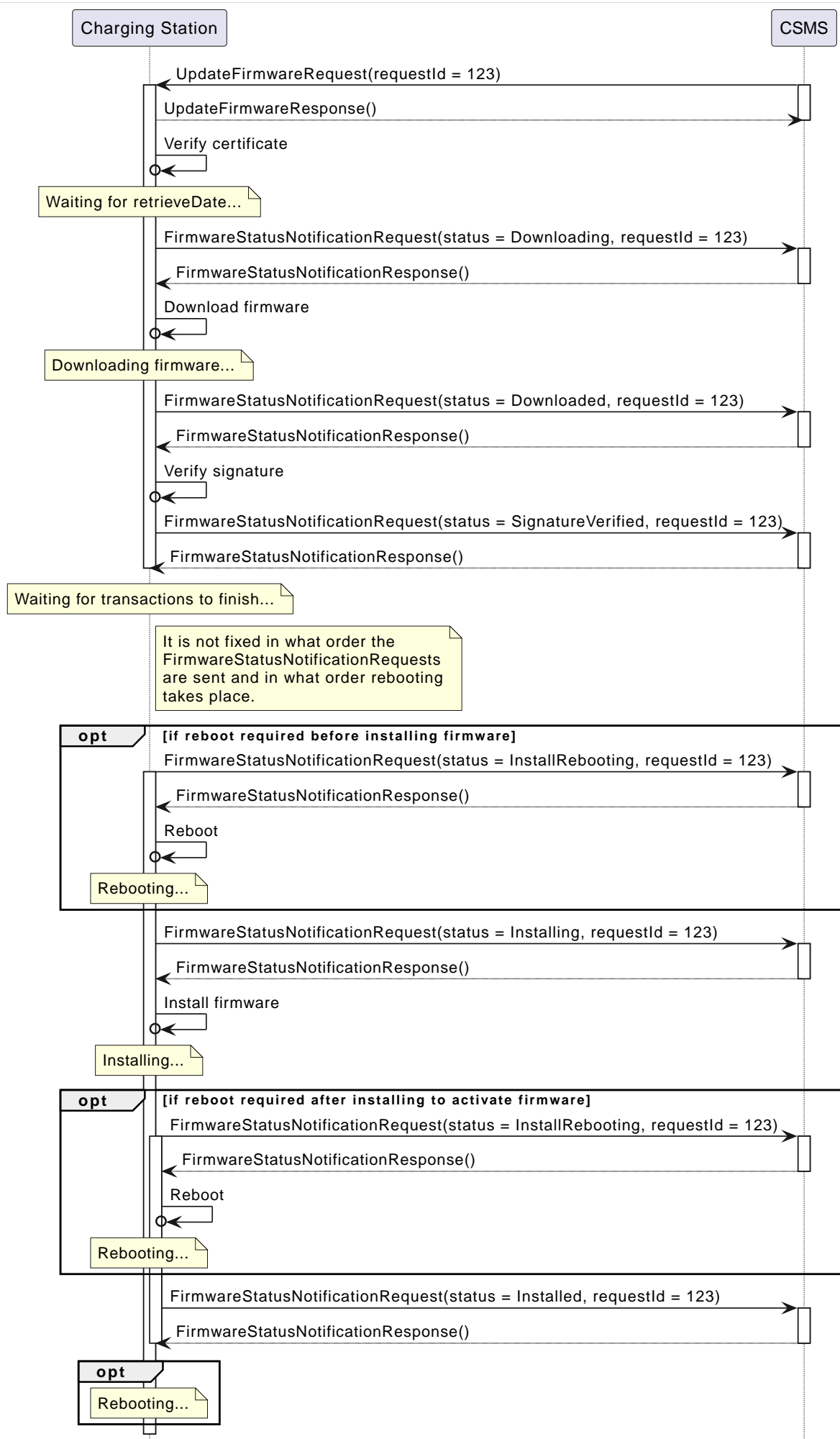


Figure 115. Sequence diagram secure firmware upgrade (happy flow)

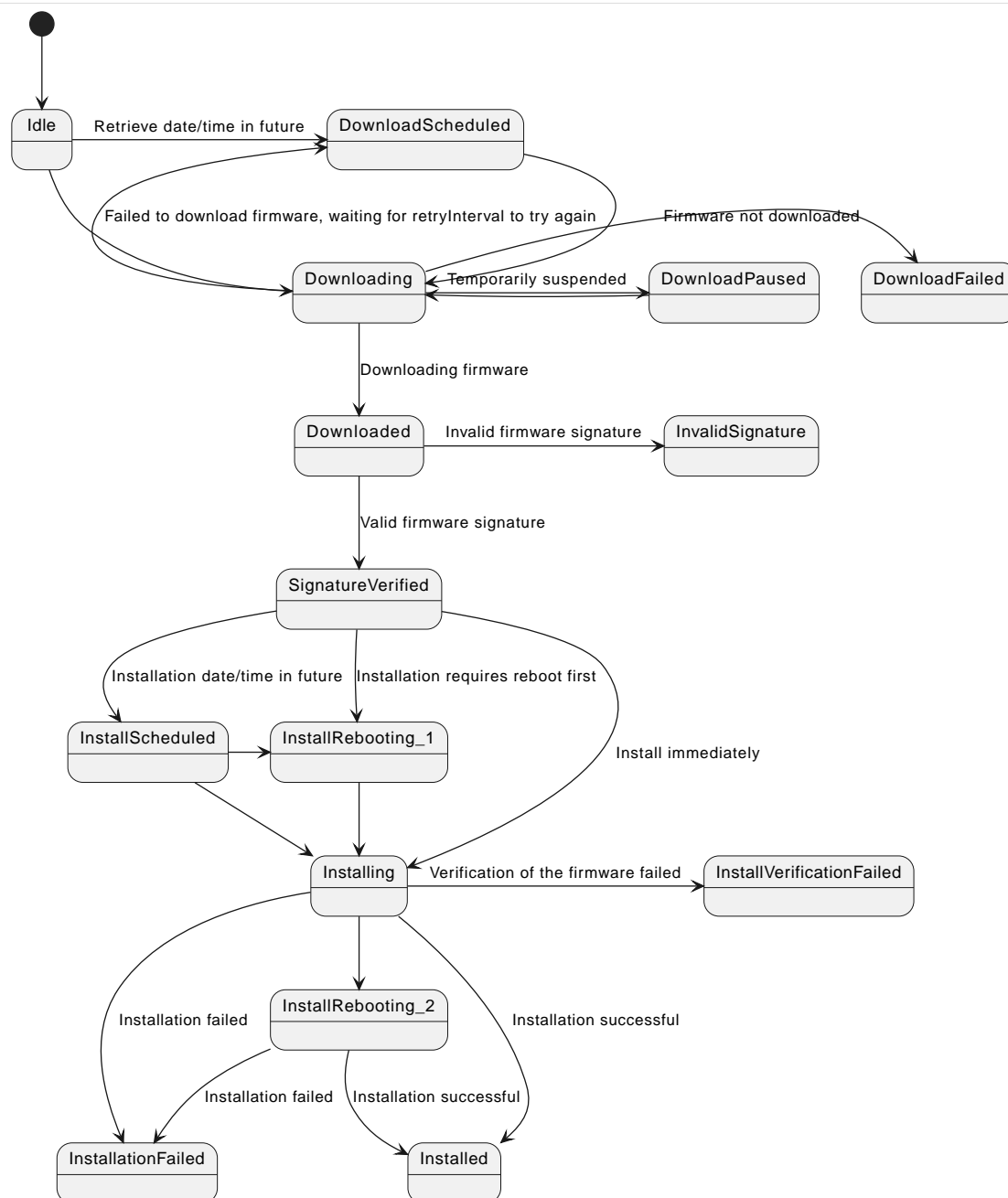


Figure 116. Firmware status transitions

## L01 - Secure Firmware Update - Requirements

Table 110. L01 - Requirements

ID	Precondition	Requirement definition	Note
L01.FR.01	Whenever the Charging Station enters a new state in the firmware update process.	The Charging Station SHALL send a <a href="#">FirmwareStatusNotificationRequest</a> message to the CSMS with this new status. What reason to use is described in the description of <a href="#">FirmwareStatusEnumType</a> .	
L01.FR.02	When the Charging Station enters the Invalid Certificate state in the firmware process.	The Charging Station SHALL send a <a href="#">SecurityEventNotificationRequest</a> message to the CSMS with the security event <code>InvalidFirmwareSigningCertificate</code> (See part 2 appendices for the full list of security events).	

ID	Precondition	Requirement definition	Note
L01.FR.03	When the Charging Station enters the Invalid Signature state.	The Charging Station SHALL send a <a href="#">SecurityEventNotificationRequest</a> message to the CSMS with the security event <code>InvalidFirmwareSignature</code> (See part 2 appendices for the full list of security events).	
L01.FR.04	When the Charging Station has successfully downloaded the new firmware	The signature SHALL be validated, by calculating the signature over the entire firmware file using the RSA-PSS or EC Schnorr algorithm for signing, and the SHA256 algorithm for calculating hash values.	
L01.FR.05	L01.FR.04 AND ( <i>installDateTime</i> is not set OR current time $\geq$ <i>installDateTime</i> )	The Charging Station SHALL install the new firmware as soon as it is able to.	
L01.FR.06	L01.FR.05 AND The Charging Station has ongoing transactions AND When it is not possible to start installation of firmware while a transaction is ongoing	The Charging Station SHALL wait until all transactions have ended, before commencing installation.	
L01.FR.07	L01.FR.06 or L01.FR.33 AND configuration variable <a href="#">AllowNewSessionsPendingFirmwareUpdate</a> is <i>false</i> or does not exist	The Charging Station SHALL set all EVSE that are not in use to UNAVAILABLE while the Charging Station waits for the ongoing transactions to end. Until the firmware is installed, any EVSE that becomes available SHALL be set to UNAVAILABLE.	
L01.FR.08		It is RECOMMENDED that the firmware is sent encrypted to the Charging Station. This can either be done by using a secure protocol (such as HTTPS, SFTP, or FTPS) to send the firmware, or by encrypting the firmware itself before sending it.	
L01.FR.09		Firmware updates SHALL be digitally protected to ensure authenticity and to provide proof of origin.	This protection is achieved by applying a digital signature over the hash value of the firmware image. Ideally, this signature is already computed by the manufacturer. This way proof of origin of the firmware image can be tracked back to the original author of the firmware.
L01.FR.10		Every <a href="#">FirmwareStatusNotificationRequest</a> sent for a firmware update SHALL contain the same <code>requestId</code> as the <a href="#">UpdateFirmwareRequest</a> that started this firmware update.	
L01.FR.11		For security purposes the CSMS SHALL include the Firmware Signing certificate (see <a href="#">Keys used in OCPP</a> ) in the <a href="#">UpdateFirmwareRequest</a> .	
L01.FR.12		For verifying the certificate (see <a href="#">Certificate Hierarchy</a> ) use the rules for X.509 certificates [19]. The Charging Station MUST verify the file's digital signature using the Firmware Signing certificate.	

ID	Precondition	Requirement definition	Note
L01.FR.13	When the Charging Station does not start downloading firmware, because it is busy charging or because <i>retrieveDateTime</i> is in the future	The Charging Station SHALL send a <a href="#">FirmwareStatusNotificationRequest</a> with status <a href="#">DownloadScheduled</a> .	
L01.FR.14	When the Charging Station enters the Download Paused state.	The Charging Station SHALL send a <a href="#">FirmwareStatusNotificationRequest</a> with status <a href="#">DownloadPaused</a> .	For example when the Charging Station has tasks with higher priorities.
L01.FR.15	When a Charging Station needs to reboot before installing the downloaded firmware.	The Charging Station SHALL send a <a href="#">FirmwareStatusNotificationRequest</a> with status <a href="#">InstallRebooting</a> , before rebooting.	
L01.FR.16	L01.FR.04 AND When <i>installDateTime</i> is set to a time in the future	The Charging Station SHALL send a <a href="#">FirmwareStatusNotificationRequest</a> with status <a href="#">InstallScheduled</a> and install the firmware at the specified installation time.	
L01.FR.20		The field <i>requestId</i> in <a href="#">FirmwareStatusNotificationRequest</a> is mandatory, unless <i>status</i> = <a href="#">Idle</a> .	
L01.FR.21	When the Charging Station receives an <a href="#">UpdateFirmwareRequest</a>	The Charging Station SHALL validate the certificate before accepting the message.	
L01.FR.22	L01.FR.21 AND the certificate is invalid	The Charging Station SHALL respond with <a href="#">UpdateFirmwareResponse</a> with status <a href="#">InvalidCertificate</a> .	
L01.FR.23	When the Charging Station needs to reboot during a firmware update AND the bootloader is unable to send OCPP messages	The Charging Station MAY omit the <a href="#">FirmwareStatusNotificationRequest</a> message with status <a href="#">Installing</a> .	
L01.FR.24	When a Charging Station is installing new Firmware OR is going to install new Firmware, but has received an <a href="#">UpdateFirmware</a> command to install it at a later time AND the Charging Station receives a new <a href="#">UpdateFirmwareRequest</a>	The Charging Station SHOULD cancel the ongoing firmware update AND respond with status <a href="#">AcceptedCanceled</a> .	The Charging Station SHOULD NOT first check if the new firmware file exists, this way the CSMS will be able to cancel an ongoing firmware update without starting a new one. The Charging Station may send a <a href="#">FirmwareStatusNotificationRequest</a> with <i>status</i> <a href="#">DownloadFailed</a> or <a href="#">InstallationFailed</a> for the firmware update that has now been canceled.
L01.FR.25	Charging Station receives a <a href="#">TriggerMessageRequest</a> for <a href="#">FirmwareStatusNotification</a> AND last sent <a href="#">FirmwareStatusNotificationRequest</a> had <i>status</i> = <a href="#">Installed</a>	Charging Station SHALL return a <a href="#">FirmwareStatusNotificationRequest</a> with <i>status</i> = <a href="#">Idle</a> .	
L01.FR.26	Charging Station receives a <a href="#">TriggerMessageRequest</a> for <a href="#">FirmwareStatusNotification</a> AND last sent <a href="#">FirmwareStatusNotificationRequest</a> had NOT <i>status</i> <a href="#">Installed</a>	Charging Station SHALL return a <a href="#">FirmwareStatusNotificationRequest</a> with the last sent <i>status</i> .	
L01.FR.27	L01.FR.24 AND the Charging Station is unable to cancel the firmware installation	The Charging Station MAY respond with <i>status</i> = <a href="#">Rejected</a> .	

ID	Precondition	Requirement definition	Note
L01.FR.28	When the Charging Station has successfully installed the new firmware	The Charging Station SHALL send a <a href="#">FirmwareStatusNotificationRequest</a> with status <a href="#">Installed</a> AND The Charging Station SHOULD have activated the new firmware already or do so immediately.	Activating the new firmware MAY involve an automatic reboot, but not necessarily so.
L01.FR.29	If the verification of the new firmware (e.g. using a checksum or some other means) fails	The Charging Station SHALL send a <a href="#">FirmwareStatusNotificationRequest</a> with status <a href="#">InstallVerificationFailed</a>	
L01.FR.30	When the Charging Station has failed all retry attempts to download the firmware.	The Charging Station SHALL send a <a href="#">FirmwareStatusNotificationRequest</a> with status <a href="#">DownloadFailed</a> .	A Charging Station MAY send a new <a href="#">Downloading</a> status upon each retry attempt.
L01.FR.31	L01.FR.28	The Charging Station SHALL send a <a href="#">SecurityEventNotificationRequest</a> message with <i>type</i> = "FirmwareUpdated".	
L01.FR.32	When a Charging Station has successfully installed the new firmware AND the Charging Station needs to reboot before activating the new firmware	The Charging Station SHALL either: (a) send an optional <a href="#">FirmwareStatusNotificationRequest</a> with <i>status</i> = <a href="#">InstallRebooting</a> before rebooting and send a mandatory <a href="#">FirmwareStatusNotificationRequest</a> with <i>status</i> = <a href="#">Installed</a> by the newly activated firmware, or (b) only send a <a href="#">FirmwareStatusNotificationRequest</a> with <i>status</i> set to <a href="#">Installed</a> without reporting the reboot and activation of the new firmware.	Option (a) is preferred, because it notifies CSMS of an upcoming reboot of the Charging Station, and the final <i>status</i> = <a href="#">Installed</a> is sent by the new firmware image, so that CSMS can be sure that the new firmware is active. This is not guaranteed by option (b) when rebooting of the new firmware should fail.
L01.FR.33	L01.FR.05 AND The Charging Station has ongoing transactions AND a reboot is needed to activate the installed firmware	The Charging Station SHALL wait until all transactions have ended, before activating the installed firmware.	E.g. in case of A/B firmware updates.
L01.FR.34	L01.FR.04 AND <i>installDateTime</i> is not set AND Charging Station is waiting for a transaction to finish	The Charging Station MAY send a <a href="#">FirmwareStatusNotificationRequest</a> with status <a href="#">InstallScheduled</a> .	The case where <i>installDateTime</i> is set is covered by L01.FR.16.

## L02 - Non-Secure Firmware Update

No.	Type	Description
1	Name	Non-Secure Firmware Update
2	ID	L02
3	Objective(s)	Download and install a Non-Secure firmware update.
4	Description	Illustrate how a Charging Station processes a Non-Secure firmware update.
	Actors	CSMS, Charging Station

No.	Type	Description
	<i>Scenario description</i>	<ol style="list-style-type: none"> <li>1. The CSMS sends an <a href="#">UpdateFirmwareRequest</a> message that contains the location of the firmware, the time after which it should be retrieved, and information on how many times the Charging Station should retry downloading the firmware.</li> <li>2. The Charging station responds with an <a href="#">UpdateFirmwareResponse</a>.</li> <li>3. The Charging station sends a <a href="#">FirmwareStatusNotificationRequest</a> with status <i>Downloading</i>.</li> <li>4. The CSMS responds with a <a href="#">FirmwareStatusNotificationResponse</a>.</li> <li>5. The Charging station sends a <a href="#">FirmwareStatusNotificationRequest</a> with status <i>Downloaded</i>.</li> <li>6. The CSMS responds with a <a href="#">FirmwareStatusNotificationResponse</a>.</li> <li>7. The Charging station sends a <a href="#">FirmwareStatusNotificationRequest</a> with status <i>Installing</i>.</li> <li>8. The CSMS responds with a <a href="#">FirmwareStatusNotificationResponse</a>.</li> <li>9. The Charging station sends a <a href="#">FirmwareStatusNotificationRequest</a> with status <i>Installed</i>.</li> <li>10. The CSMS responds with a <a href="#">FirmwareStatusNotificationResponse</a>.</li> </ol>
	<i>Alternative scenario(s)</i>	<a href="#">L01 - Secure Firmware Update</a>
5	<b>Prerequisite(s)</b>	The Charging Station Manufacturer provided a firmware update.
6	<b>Postcondition(s)</b>	<p><b>Successful postcondition:</b> Firmware update was successfully installed.</p> <p><b>Failure postcondition:</b> Firmware update failed.</p>
7	<b>Error handling</b>	n/a
8	<b>Remark(s)</b>	<p>Measures SHOULD be taken to secure the firmware when it is stored on a server or workstation.</p> <p>When migrating to a new version of OCPP it is RECOMMENDED to install a fallback <code>NetworkConnectionProfile</code> with the new configuration.</p> <p>FTP needs to be able to use Passive FTP, to be able to transverse over as many different typologies as possible.</p>

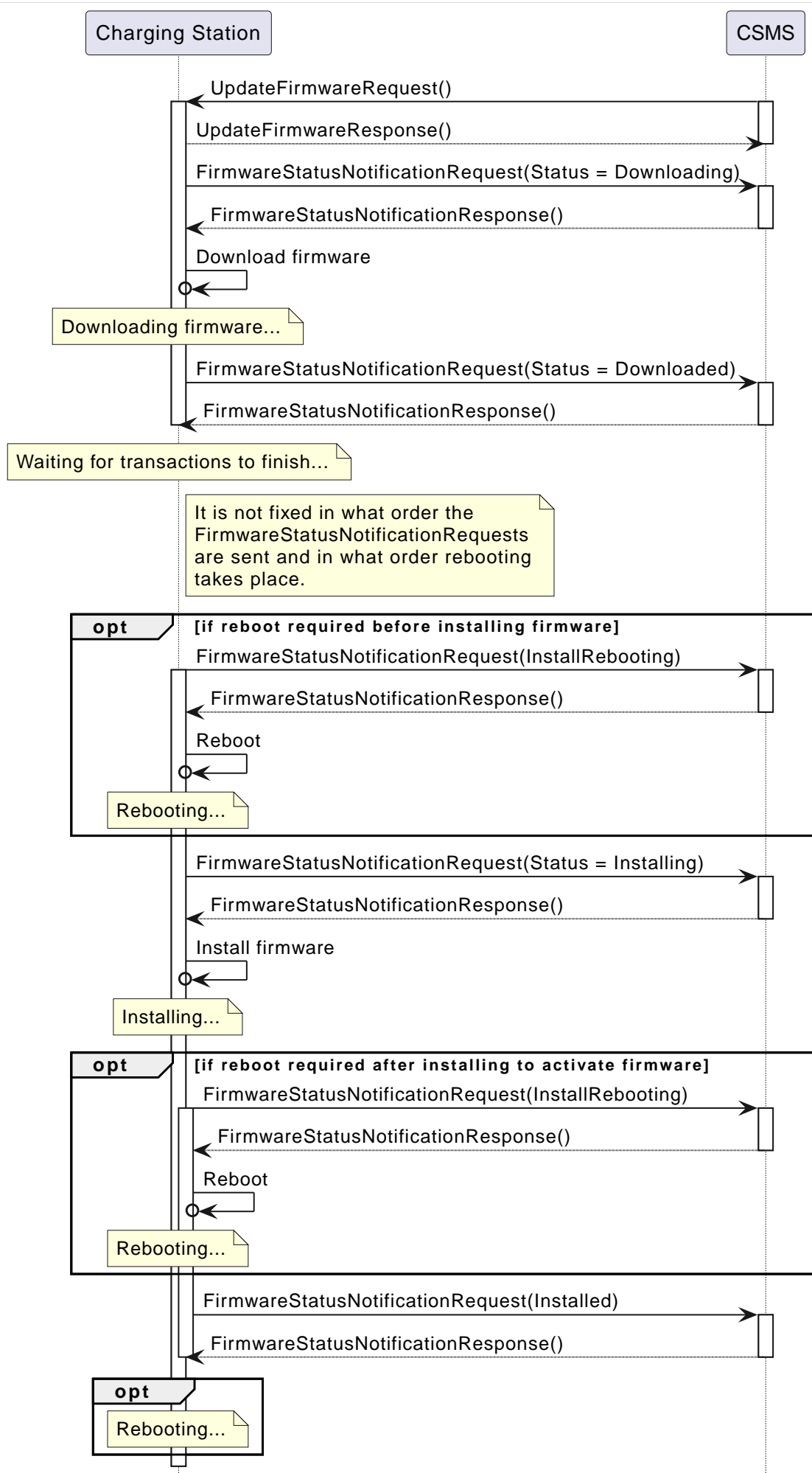


Figure 117. Sequence diagram Non-Secure firmware upgrade

## L02 - Non-Secure Firmware Update - Requirements

Table 111. L02 - Requirements

ID	Precondition	Requirement definition	Note
L02.FR.01	Whenever the Charging Station enters a new status in the firmware update process.	The Charging Station SHALL send a <a href="#">FirmwareStatusNotificationRequest</a> message to the CSMS with this new status.	Same as L01.FR.01
L02.FR.02	When the Charging Station has successfully downloaded the new firmware AND ( <i>installDateTime</i> is not set OR current time >= <i>installDateTime</i> )	The Charging Station SHALL install the new firmware as soon as it is able to.	Same as L01.FR.04 and L01.FR.05
L02.FR.03	L02.FR.02 AND The Charging Station has ongoing transactions AND When it is not possible to start installation of firmware while a transaction is ongoing	The Charging Station SHALL wait until all transactions have ended, before commencing installation.	Same as L01.FR.06
L02.FR.04	L02.FR.03 or L02.FR.22 AND configuration variable <a href="#">AllowNewSessionsPendingFirmwareUpdate</a> is <i>false</i> or does not exist	The Charging Station SHALL set all EVSE that are not in use to UNAVAILABLE while the Charging Station waits for the ongoing transactions to end. Until the firmware is installed, any EVSE that becomes available SHALL be set to UNAVAILABLE.	Same as L01.FR.07
L02.FR.05		It is RECOMMENDED that the firmware is sent encrypted to the Charging Station. This can either be done by using a secure protocol (such as HTTPS, SFTP, or FTPS) to send the firmware, or by encrypting the firmware itself before sending it.	Same as L01.FR.08
L02.FR.06		Every <a href="#">FirmwareStatusNotificationRequest</a> sent for a firmware update SHALL contain the same <i>requestId</i> as the <a href="#">UpdateFirmwareRequest</a> that started this firmware update.	Same as L01.FR.10
L02.FR.07	When the Charging Station does not start downloading firmware, because it is busy charging or because <i>retrieveDateTime</i> is in the future	The Charging Station SHALL send a <a href="#">FirmwareStatusNotificationRequest</a> with status <a href="#">DownloadScheduled</a> .	Same as L01.FR.13
L02.FR.08	When the Charging Station enters the Download Paused state.	The Charging Station SHALL send a <a href="#">FirmwareStatusNotificationRequest</a> with status <a href="#">DownloadPaused</a> .	For example when the Charging Station has tasks with higher priorities. Same as L01.FR.14
L02.FR.09	When a Charging Station needs to reboot before installing the downloaded firmware.	The Charging Station SHALL send a <a href="#">FirmwareStatusNotificationRequest</a> with status <a href="#">InstallRebooting</a> , before rebooting.	Same as L01.FR.15
L02.FR.10	When the Charging Station has successfully downloaded the new firmware AND <i>installDateTime</i> is set to time in the future	The Charging Station SHALL send a <a href="#">FirmwareStatusNotificationRequest</a> with status <a href="#">InstallScheduled</a> and install the firmware at the specified installation time.	Same as L01.FR.04 and L01.FR.16
L02.FR.14		The field <i>requestId</i> in <a href="#">FirmwareStatusNotificationRequest</a> is mandatory, unless <i>status</i> = <i>Idle</i> .	Same as L01.FR.20

ID	Precondition	Requirement definition	Note
L02.FR.15	When a Charging Station is installing new Firmware OR is going to install new Firmware, but has received an <code>UpdateFirmware</code> command to install it at a later time AND the Charging Station receives a new <code>UpdateFirmwareRequest</code>	The Charging Station SHOULD cancel the ongoing firmware update AND respond with status <i>AcceptedCanceled</i> .	The Charging Station SHOULD NOT first check if the new firmware file exists, this way the CSMS will be able to cancel an ongoing firmware update without starting a new one. Same as L01.FR.24
L02.FR.16	Charging Station receives a <code>TriggerMessageRequest</code> for <code>FirmwareStatusNotification</code> AND last sent <code>FirmwareStatusNotificationRequest</code> had <i>status</i> = <i>Installed</i>	Charging Station SHALL return a <code>FirmwareStatusNotificationRequest</code> with <i>status</i> = <i>Idle</i> .	Same as L01.FR.25
L02.FR.17	Charging Station receives a <code>TriggerMessageRequest</code> for <code>FirmwareStatusNotification</code> AND last sent <code>FirmwareStatusNotificationRequest</code> had NOT <i>status</i> <i>Installed</i>	Charging Station SHALL return a <code>FirmwareStatusNotificationRequest</code> with the last sent <i>status</i> .	Same as L01.FR.26
L02.FR.18	L02.FR.15 AND the Charging Station is unable to cancel the firmware installation	The Charging Station MAY respond with <i>status</i> = <i>Rejected</i> .	Same as L01.FR.27
L02.FR.19	When the Charging Station has failed all retry attempts to download the firmware.	The Charging Station SHALL send a <code>FirmwareStatusNotificationRequest</code> with status <i>DownloadFailed</i> .	A Charging Station MAY send a new <i>Downloading</i> status upon each retry attempt. Same as L01.FR.30
L02.FR.20	When the Charging Station has successfully installed and activated the new firmware	The Charging Station SHALL send a <code>FirmwareStatusNotificationRequest</code> with status <i>Installed</i> .	Activation of the new firmware may involve a reboot.
L02.FR.21	When the Charging Station has successfully installed the new firmware AND the Charging Station needs to reboot before activating the new firmware	The Charging Station SHALL either: (a) send an optional <code>FirmwareStatusNotificationRequest</code> with <i>status</i> = <i>InstallRebooting</i> before rebooting and send a mandatory <code>FirmwareStatusNotificationRequest</code> with <i>status</i> = <i>Installed</i> by the newly activated firmware, or (b) only send a <code>FirmwareStatusNotificationRequest</code> with status set to <i>Installed</i> without reporting the reboot and activation of the new firmware.	Option (a) is preferred, because it notifies CSMS of an upcoming reboot of the Charging Station, and the final <i>status</i> = <i>Installed</i> is sent by the new firmware image, so that CSMS can be sure that the new firmware is active. This is not guaranteed by option (b) when rebooting of the new firmware should fail.
L02.FR.22	L02.FR.02 AND The Charging Station has ongoing transactions AND a reboot is needed to activate the installed firmware	The Charging Station SHALL wait until all transactions have ended, before activating the installed firmware.	E.g. in case of A/B firmware updates.
L02.FR.23	When the Charging Station has successfully downloaded the firmware AND <i>installDateTime</i> is not set AND Charging Station is waiting for a transaction to finish	The Charging Station MAY send a <code>FirmwareStatusNotificationRequest</code> with status <i>InstallScheduled</i> .	The case where <i>installDateTime</i> is set is covered by L02.FR.10.

## L03 - Publish Firmware file on Local Controller

No.	Type	Description
1	Name	Publish Firmware file on Local Controller.
2	ID	L03
3	Objective(s)	To allow Charging Stations to download a firmware update directly from the Local Controller.
4	Description	The Local Controller downloads and publishes a firmware update at the specified URL. This allows the CSMS to send <a href="#">UpdateFirmwareRequests</a> with the URI pointing to the Local Controller, to any Charging Station connected to the Local Controller. This allows the site to save bandwidth and data on the WAN interface.
	Actors	Local Controller, CSMS
	Scenario description	<ol style="list-style-type: none"> <li>1. The CSMS sends a <a href="#">PublishFirmwareRequest</a> to instruct the Local Controller to download and publish the firmware, including an MD5 checksum of the firmware file.</li> <li>2. Upon receipt of <a href="#">PublishFirmwareRequest</a>, the Local Controller responds with <a href="#">PublishFirmwareResponse</a>.</li> <li>3. The Local Controller starts downloading the firmware.</li> <li>4. The Local Controller verifies the MD5 checksum.</li> <li>5. The Local Controller publishes the firmware file at the URI(s) stated in <a href="#">PublishFirmwareStatusNotificationRequest</a>.</li> <li>6. The CSMS instructs Charging Stations to update their firmware, as described in Use Case L01 - Secure Firmware Update</li> </ol>
5	Prerequisite(s)	n/a
6	Postcondition(s)	<p><b>Successful postcondition:</b> The firmware is successfully published by the Local Controller.</p> <p><b>Failure postcondition:</b> The Local Controller could not download the firmware file, and has sent the <i>DownloadFailed</i> status. The Local Controller could not verify the MD5 checksum, and has sent the <i>InvalidChecksum</i> status. The Local Controller could not publish the firmware file, and has sent the <i>PublishFailed</i> status.</p>
7	Error handling	n/a
8	Remark(s)	For information about MD5 checksum see RFC-1321 <a href="#">[RFC1321]</a> .

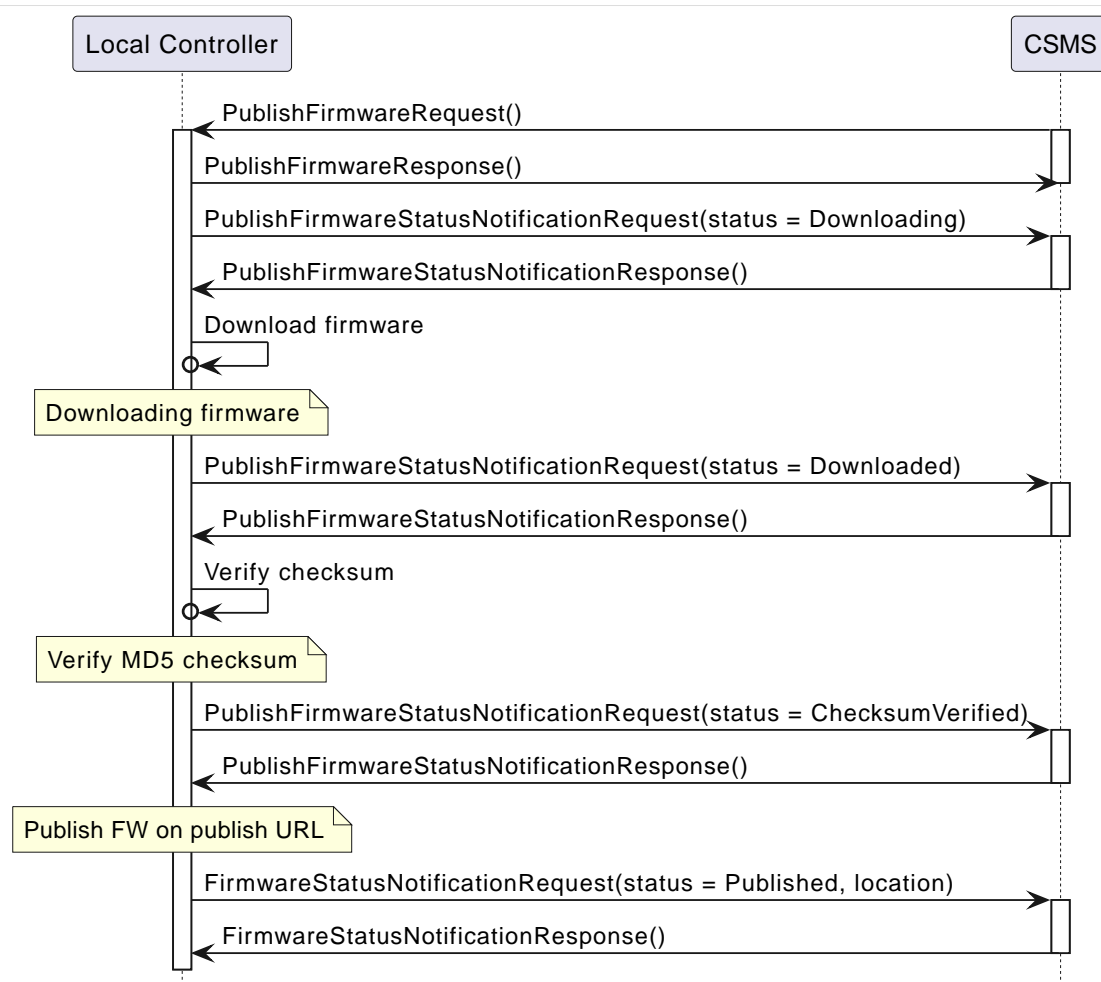


Figure 118. Sequence Diagram: showing publishing of firmware (happy flow)

## L03 - Publish Firmware file on Local Controller - Requirements

Table 112. L03 - Requirements

ID	Precondition	Requirement definition
L03.FR.01		Whenever the Local Controller enters a new status in the publishing process, it SHALL send a <a href="#">PublishFirmwareStatusNotificationRequest</a> message to the CSMS.
L03.FR.02		The MD5 checksum SHALL be calculated over the entire firmware file.
L03.FR.03		The Local Controller SHALL publish the firmware file using all its supported protocols (e.g. HTTP, HTTPS, and FTP)
L03.FR.04		The Local Controller SHALL set URI's for all supported protocols (e.g. HTTP, HTTPS, and FTP) in the <i>location</i> field of the <a href="#">PublishFirmwareStatusNotificationRequest</a> message with status <i>Published</i> .
L03.FR.05	Upon receipt of a <a href="#">PublishFirmwareRequest</a> message.	The Local Controller SHALL respond with a <a href="#">PublishFirmwareResponse</a> message, indicating whether it has accepted the request.
L03.FR.06	If the Local Controller cannot download the firmware file.	The Local Controller SHALL send a <a href="#">PublishFirmwareStatusNotificationRequest</a> with status <i>DownloadFailed</i> .
L03.FR.07	If the Local Controller cannot verify the MD5 checksum.	The Local Controller SHALL send a <a href="#">PublishFirmwareStatusNotificationRequest</a> with status <i>InvalidChecksum</i> .
L03.FR.08	If the Local Controller cannot publish the firmware file.	The Local Controller SHALL send a <a href="#">PublishFirmwareStatusNotificationRequest</a> with status <i>PublishFailed</i> .
L03.FR.09	After successfully publishing the firmware file.	The Local Controller SHALL send a <a href="#">PublishFirmwareStatusNotificationRequest</a> with status <i>Published</i> .

ID	Precondition	Requirement definition
L03.FR.10	Charging Station receives a <a href="#">TriggerMessageRequest</a> for <a href="#">PublishFirmwareStatusNotification</a> AND last sent <a href="#">PublishFirmwareStatusNotificationRequest</a> had <i>status</i> = Published	Charging Station SHALL return a <a href="#">PublishFirmwareStatusNotificationRequest</a> with <i>status</i> = Idle.
L03.FR.11	Charging Station receives a <a href="#">TriggerMessageRequest</a> for <a href="#">PublishFirmwareStatusNotification</a> AND last sent <a href="#">PublishFirmwareStatusNotificationRequest</a> had NOT <i>status</i> Published	Charging Station SHALL return a <a href="#">PublishFirmwareStatusNotificationRequest</a> with the last sent <i>status</i> .

## L04 - Unpublish Firmware file on Local Controller

No.	Type	Description
1	Name	Unpublish Firmware file on Local Controller.
2	ID	L04
3	Objective(s)	Stop the Local Controller from publishing a firmware update to Charging Stations.
4	Description	Stop serving a firmware update to connected Charging Stations.
	Actors	Local Controller, CSMS
	Scenario description	1. The CSMS sends an <a href="#">UnpublishFirmwareRequest</a> to instruct the local controller to unpublish the firmware. 2. The Local Controller unpublishes the firmware. 3. The local Controller responds with an <a href="#">UnpublishFirmwareResponse</a> .
5	Prerequisite(s)	A firmware successfully published by the Local Controller.
6	Postcondition(s)	<b>Successful postcondition:</b> Firmware file no longer published. <b>Failure postcondition:</b> n/a
7	Error handling	n/a
8	Remark(s)	The CSMS uses a MD5 checksum over the entire firmware file as a unique identifier to indicate which firmware file needs to be unpublished.

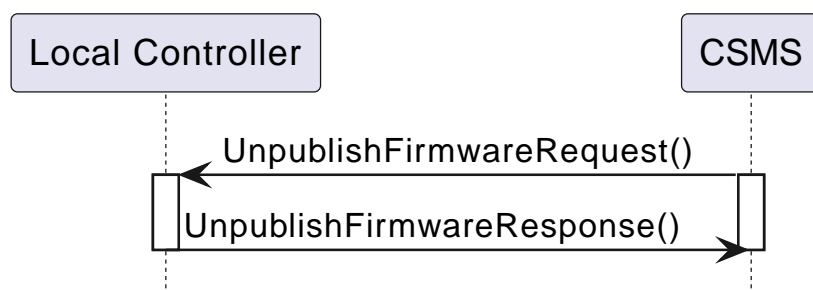


Figure 119. Sequence Diagram: Unpublishing a firmware file

## L04 - Unpublish Firmware file on Local Controller - Requirements

Table 113. L04 - Requirements

ID	Precondition	Requirement definition
L04.FR.01	If the Local Controller receives an <a href="#">UnpublishFirmwareRequest</a> message AND There is no ongoing download.	The firmware file SHALL be unpublished.
L04.FR.02	After successfully unpublishing the firmware file.	The local controller SHALL send an <a href="#">UnpublishFirmwareResponse</a> message with status <i>Unpublished</i> .
L04.FR.03	If the Local Controller receives an <a href="#">UnpublishFirmwareRequest</a> message AND There is no published file.	The Local Controller SHALL send an <a href="#">UnpublishFirmwareResponse</a> message with status <i>NoFirmware</i> .
L04.FR.04	If the Local Controller receives an <a href="#">UnpublishFirmwareRequest</a> message AND If a Charging Station is downloading the firmware file.	The Local Controller SHALL respond with the <i>Downloading</i> status AND <b>not</b> unpublish the firmware file.

# M. Certificate Management

---

# Chapter 1. Introduction

The work on the ISO 15118 document series started in 2009 with the goal of defining a high-level communication interface that would work in conjunction with the IEC 61851 document series. The major purpose of ISO 15118 is to establish a more advanced and autonomously working charge control mechanism between EVs and charging infrastructures. The ISO 15118 standard has been widely adopted, with several parts already published and implemented, including e.g. ISO 15118-1 and ISO 15118-2.

The ISO 15118-2 standard is of interest to the Open Charge Alliance, as it provides the exchange of charging schedules and enables to control the amount of power that an EV may draw from a Charging Station, in which some form of vehicle to grid communication is necessary. Especially the second part, which specifies the messages to be exchanged between the communication partners (Application Layer), the associated data and data types (Presentation Layer) via TCP/IP based Transport and Network Layer, is important to acknowledge in this specification. The authorization for charging is provided either by External Identification Means (EIM), such as an RFID card, or by the Plug and Charge (PnC) mechanism using a contract certificate stored in the EV, handled by the certificate handling process in use case elements "C", eliminating the need of other authorization means.

This Functional Block has been designed to meet a number of alignment objectives:

- To allow the communication between an EV (BEV or a PHEV) and an EVSE.
- To allow the support of certificate-based authentication and authorization at the Charging Station, i.e. plug and charge.

For illustration purposes: the figure below shows a complete sequence with authorization and scheduling.

<b>NOTE</b>	To the below for AC charging, although the certificate handling (which is the focus in this section) does not differ in AC or DC.
-------------	---

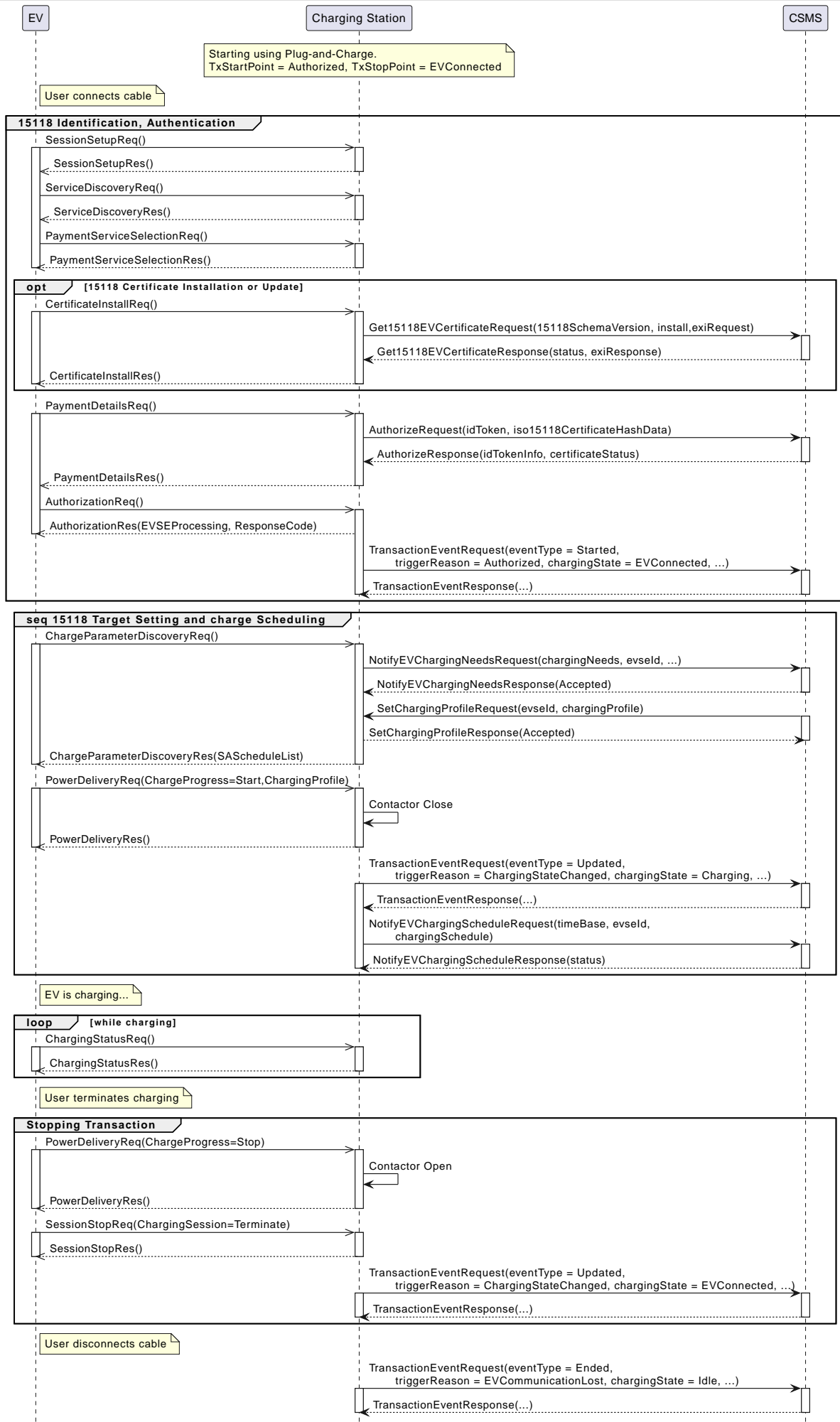


Figure 120. Sequence with Authorization and Scheduling with ISO 15118-2

NOTE	The time-out on the ChargeParameterDiscoveryReq is 2 seconds, but this can be prolonged up to 60 seconds to wait for charging profile (SAScheduleList) to be provided by the CSMS. See ISO 15118-2 <a href="#">[ISO15118-2]</a> .
NOTE	Please note that it is highly RECOMMENDED to use one of the TLS based security profiles from functional block A, not doing this might "break" the ISO 15118 security.

In order to control the amount of power that an EV may draw from a Charging Station, some form of vehicle to grid communication is necessary. OCPP has been designed to support the [ISO 15118](#) standard for communication between the EV and Charging Station (EVSE). However, it is anticipated that for the coming years, the majority of EVs will only support the control pilot PWM signal [IEC61851](#), so care has been taken to support smart charging with this as well.

NOTE	A mapping of the ISO 15118 and OCPP terminology is provided in <a href="#">ISO 15118 and OCPP terminology mapping</a> and abbreviations used in ISO 15118 are listed in <a href="#">ISO 15118 Abbreviations</a> .
------	---

## Chapter 2. ISO 15118 Certificates

## 2.1. ISO 15118 Certificate structure

The ISO 15118 standard provides a Plug & Charge mechanism. This is an identification and authorization mode where the customer just has to plug his electric vehicle into the EVSE and all aspects of authentication, authorization, load control and billing are automatically taken care of without the need for further user interaction. This is facilitated by the application of digital signatures and exchange of X.509 certificates bound to a Public Key Infrastructures (PKI) model.

The PKI structure defined by ISO 15118 is shown in the figure below. In general, four PKIs need to be in place.

- PKI for the Charging Station Operator (CSO)
- PKI for the Certificate Provisioning Service (CPS)
- PKI for the Mobility Operator (MO)
- PKI for the car manufacturer (OEM)

The trust anchor (root CA) for the CSO and CPS is the so-called V2G Root CA. On the other hand, it is up to the respective OEM and MO to operate a Root CA of their own or derive their certificates from a V2G Root CA (indicated by the dotted lines between V2G Root and MO Sub-CA 1 and OEM Sub-CA 1, respectively).

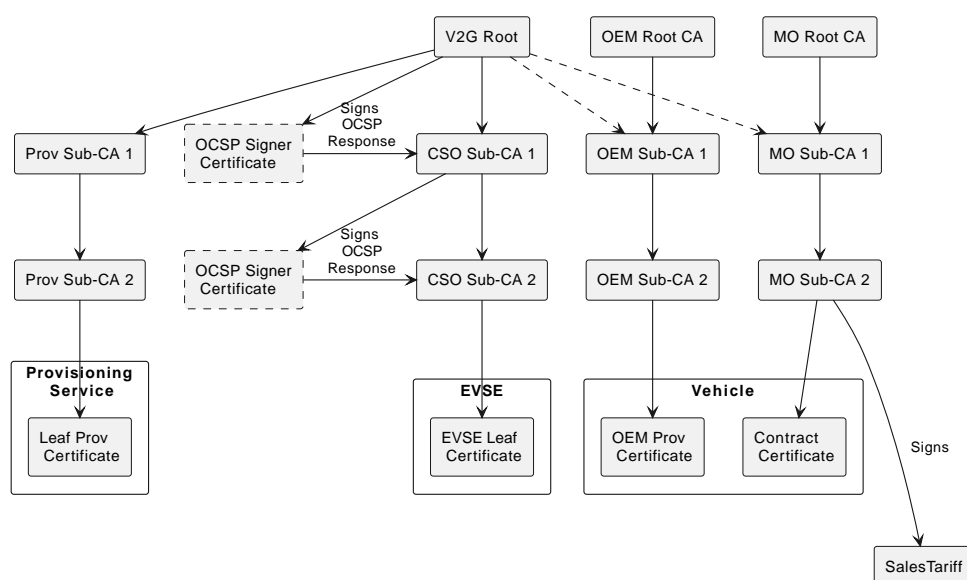


Figure 121. PKIs applied for Plug & Charge identification mode

If only one Sub-CA layer is used, i.e. a Sub-CA signed by a Root CA directly signs leaf certificates, the profile of Sub-CA 2 shall apply for that Sub-CA (Source: [ISO15118-2](#))

OCCPP needs to make sure that the necessary information can be exchanged between the EV, the Charging Station and a backend IT infrastructure to facilitate the contract provisioning. Contract provisioning is a process defined within ISO 15118 that describes how an EV can retrieve a valid contract certificate during a communication session in order to authenticate and authorize itself for the charging process.

Given the PKI structure in the figure above, OCPP must provide messages which are able to transmit the following certificates:

- **CPS certificate chain**  
Comprised of Prov Sub-CA 1, Prov Sub-CA 2 and leaf provisioning certificate. Sent with the CertificateInstallationRes and CertificateUpdateRes message.
- **MO certificate chain**  
Comprised of MO Sub-CA 1, MO Sub-CA 2 and contract certificate. Sent with the messages CertificateInstallationRes, CertificateUpdateReq, and CertificateUpdateRes.
- **OEM provisioning certificate**  
Sent with the CertificateInstallationReq message.

Furthermore, some ISO 15118 messages require a digital XML-based signature. This signature needs to be validated by the receiving party by using the corresponding certificate chain, verifying the chain all the way up to the respective trust anchor (V2G

root, MO root or OEM root). Table 13 on page 45 of [ISO15118-2](#) provides an overview of applied XML-based signatures in ISO 15118. As you can see in there, the Charging Station (EVSE is part of a Charging Station) needs to verify the signature of the following messages.

- **AuthorizationReq**  
Certificate chain needed to verify signature is provided with PaymentDetailsReq.
- **MeteringReceiptReq**  
Certificate chain needed to verify signature is provided with PaymentDetailsReq.
- **CertificateUpdateReq**  
Certificate chain needed to verify signature is provided with this message.
- **CertificateInstallationReq**  
Certificate chain needed to verify signature is provided with with this message.

The signature verification as well as the check of the validity of each certificate provided by the EV can be done offline. These three messages are signed with the private key belonging to the public key of the contract certificate that is installed in the EV. The CSO needs to make sure that the corresponding MO root CA certificate (MO trust anchor) is installed on the Charging Station to enable signature verification offline (the chain of contract certificates and sub-CA certificates is already fulfilled by the EV in the PaymentDetailsReq message so only the MO root CA is required).

The PaymentDetailsReq message is sent before the AuthorizationReq and MeteringReceiptReq message. Therefore, the Charging Station must temporarily save the certificate chain provided with the PaymentDetailsReq message as long as the current transaction is active in order to be able to verify the signature created by the EV. After the transaction has been terminated, the temporarily saved certificate chain must be deleted on the Charging Station side. Please note that the Charging Station only needs to check the contract certificate upon the receipt of the PaymentDetailsReq message *from* the EV which delivers the ContractSignatureCertChain, containing the contract certificate and possible sub-CA certificates, excluding the root CA certificate. *However*, it does not need to check the contract certificate upon installation or update of the contract certificate, upon delivery to the EV.

On the contrary, the signature provided with the **CertificateInstallationReq** needs to be verified by a so-called secondary actor, a market stakeholder communicating with the CSO backend. This means that OCPP needs to provide means for transmitting the complete CertificateInstallationReq message.

The CertificateUpdateRes and CertificateInstallationRes need to be sent from the CSO backend to the charging station as Base64 encoded binary data. The Charging Station removes the Base64 encoding and sends it to the EV as a binary EXI message.

Finally, the Charging Station certificate (labelled as EVSE Leaf Certificate in figure 1) together with its private key is used to establish a secure connection between EV and EVSE via TLS. According to ISO 15118, this certificate should be valid for only 2 to 3 months. To install or update the Charging Station certificate, please refer to [Certificate installation Charging Station](#).

While the Charging Station can verify the signature and validity period of each certificate in the MO contract certificate chain offline, there are two things which the Charging Station cannot verify offline:

#### 1. The authorization status of the EMAID

The EMAID is a unique identifier issued by the MO together with the contract certificate. Therefore, only the MO can provide information on whether the user is authorized for charging based on this EMAID or not. The Charging Station needs to forward the EMAID to the CSO after having checked that the signature of each certificate in the contract certificate chain is valid. This order of steps is necessary because the contract certificate protects the EMAID against manipulation by means of the digital signature of its issuer. The Charging Station could also work with a white list of EMAIDs cached locally. However, white lists need to be frequently updated to ensure that the authorization information used is not outdated.

#### 2. The revocation status of each certificate

Reasons for revoking a certificate are e.g. that the private key belonging to the public key of a certificate has been corrupted or that the algorithm used to create a signature is not considered to be secure anymore. Revocation status is checked using an OCSP responder whose address is given as an attribute value of an X.509 certificate.

## 2.2. Using ISO 15118 Certificates in OCPP

From an OCPP perspective, based on the above paragraph, the Charging Station needs to have one or more of each of the following certificate types:

Type	Description
<b>V2GChargingStationCertificate</b>	Certificate of the Charging Station. In 15118 this is called the <i>SECC Certificate</i> (or <i>EVSE Leaf Certificate</i> ). This certificate is used during the set-up of the TLS connection between the Charging Station and the EV.
<b>V2GRootCertificate</b>	Certificate of the ISO15118 V2G Root. The V2G Charging Station Certificate MUST BE derived from this root.

Type	Description
<b>MORootCertificate</b>	Certificate from an eMobility Service provider. To support PnC charging with contracts from service providers that not derived their certificates from the V2G root.

**NOTE** The V2G Charging Station Certificate might be the same as the certificate used for securing the connection between the Charging Station and the CSMS. For this to work, this certificate **MUST BE** to be derived from a V2G Root.

A Contract Certificate can be derived from a V2G root, or an eMobility root. This means the Charging Station needs to be in possession of the corresponding root certificate to be able to authenticate the driver by means of the Contract Certificate and the associated certificate chain.

**NOTE** When a Charging Station is online this does not have to be the case, because it can send an [AuthorizeRequest](#) message with the Contract Certificate to be validated by the CSMS.

The V2G Charging Station Certificate needs to be derived from a V2G root. If this root is not known by the EV, no connection via 15118 is possible, so charging controlled by 15118 is **NOT** possible. In the event a Charging Station needs to support more than one V2G root, multiple V2G Charging Station Certificates are needed.

## 2.3. 15118 communication set-up

At the beginning of a 15118 communication session the EV will initiate a TLS Connection. In this request, the car presents its known V2G root certificates.

During the TLS handshake, the EVCC can request the OCSF status of the Charging Station and intermediate certificates using OCSF stapling as defined in [IETF RFC 6961](#). The Charging Station can retrieve this information by sending a [GetCertificateStatusRequest](#) to the CSMS, see use case [M06 - Get Charging Station Certificate status](#).

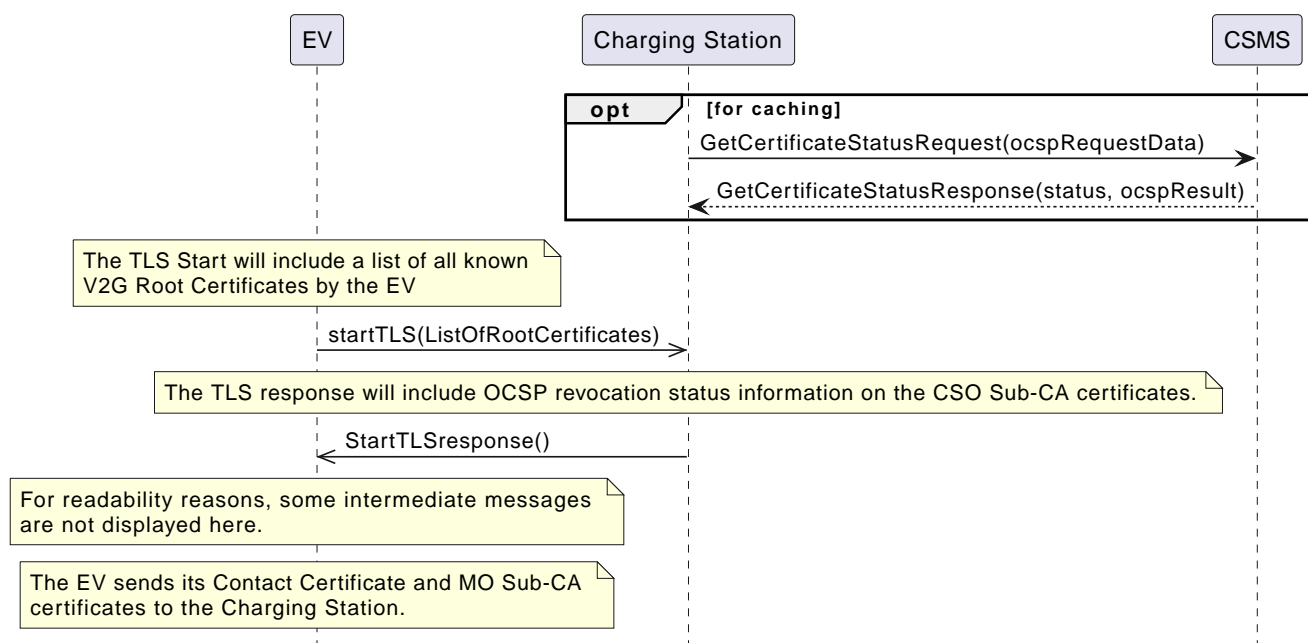


Figure 122. Communication set-up

## 2.4. Certificate - Use Case mapping

The following table contains the use cases that can be used to manage the certificates needed for ISO 15118 charging from OCPP:

Table 114. Certificates relevant for 15118

Certificate	Used for	Use Case	Remark
<b>ChargingStationCertificate</b>	Charging Station - CSMS connection	A02 and A03	Used for OCPP security in general. Certificate chain must also be available and can be retrieved by the Charging Station when installing the certificate.

Certificate	Used for	Use Case	Remark
<b>CPS Certificate Chain</b>	Plug & Charge authentication	M03, M04 and M05	
<b>EVContractCertificate</b>	Plug & Charge authentication	M01 and M02	Shorter life time certificate (for plug & charge)
<b>MORootCertificate</b>	Plug & Charge authentication	M03, M04 and M05	
<b>MO Certificate Chain</b>	Plug & Charge authentication	N.a.	It is only necessary to install MO root certificate for Plug & Charge authentication, other intermediate certificates are offered by the EV
<b>OEMProvisioningCertificate</b>	Installing Certificates in the EV	M01 and M02	Long life time installed in EV by OEM
<b>V2GChargingStationCertificate</b>	EV - Charging Station TLS connection	A02 and A03	Certificate chain must also be available and can be retrieved by the Charging Station when installing the certificate.
<b>V2GRootCertificate</b>	EV - Charging Station TLS connection	M03, M04 and M05	It is only necessary to install a V2G root certificate for Plug & Charge authentication.
<b>V2GIntermediateCertificate</b>	Plug & Charge authentication	A02, A03, M03 and M04	Intermediate certificates between the <i>V2GChargingStationCertificate</i> and <i>V2GRootCertificate</i> . May be used during TLS setup between EV and Charging Station.

## Chapter 3. Use cases from ISO 15118 relevant for OCPP

See [ISO15118-1](#) page 17 for a list of all elementary use cases. The **bold** indicated use case component are identified as of influence of the OCPP communication following [ISO15118-1](#).

Table 115. 15118 use cases relevant for OCPP (Source original table: [ISO15118-1](#))

No.	Use case element name / grouping
A1	Begin of charging process with forced High Level Communication
A2	Begin of charging process with concurrent <a href="#">IEC61851-1</a> and High Level Communication
<b>B1</b>	<b>EV/Charging Station communication setup</b>
<b>C1</b>	<b>Certificate update</b>
<b>C2</b>	<b>Certificate installation</b>
D1	Authorization using Contract Certificates performed at the EVSE
<b>D2</b>	<b>Authorization using Contract Certificates performed with help of SA</b>
D3	Authorization at EVSE using external credentials performed at the EVSE
<b>D4</b>	<b>Authorization at EVSE using external credentials performed with help of SA</b>
<b>E1</b>	<b>AC charging with load leveling based on High Level Communication</b>
<b>E2</b>	<b>Optimized charging with scheduling to Secondary Actor</b>
<b>E3</b>	<b>Optimized charging with scheduling at EV</b>
<b>E4</b>	<b>DC charging with load leveling based on High Level Communication</b>
E5	Resume to Authorized Charge Schedule
F0	Charging loop
F1	Charging loop with metering information exchange
<b>F2</b>	<b>Charging loop with interrupt from the Charging Station</b>
<b>F3</b>	<b>Charging loop with interrupt from the EV or user</b>
F4	Reactive power compensation
<b>F5</b>	<b>Vehicle to grid support</b>
G1	Value added services
G2	Charging details
<b>H1</b>	<b>End of charging process</b>

### NOTE

Not all 15118 related OCPP use cases are described in *this* functional block. This functional block describes installing and updating certificates in the EV and CA certificate handling (also for non 15118 related purposes). Please refer to [ISO 15118 Authorization](#) for the authorization related use cases. The Smart Charging related use cases are described in the section [5.3. ISO 15118 based Smart Charging](#).

## Chapter 4. Use cases & Requirements

### M01 - Certificate installation EV

No.	Type	Description
1	Name	Certificate Installation
2	ID	M01
	Reference	<a href="#">ISO15118-1 C2</a>
3	Objective(s)	To install a new certificate from the CSMS in the EV.
4	Description	The EV initiates installing a new certificate. The Charging Station forwards the request for a new certificate to the CSMS. See also <a href="#">ISO15118-1</a> , use case Description C2, page 22.
	Actors	EV, Charging Station, CSMS
	Scenario description	<b>15118:</b> See <a href="#">ISO15118-1</a> , use case Description C2, Scenario Description, first 3 bullets, page 22. <b>OCPP:</b> - The Charging Station sends <a href="#">Get15118EVCertificateRequest</a> message with <b>action</b> = <b>Install</b> to the CSMS. - The CSMS responds with <a href="#">Get15118EVCertificateResponse</a> to the Charging Station.
	Alternative scenario(s)	n/a
5	Prerequisites	- Communication between EV and EVSE SHALL be established successfully. - Online connection between Charging Station and CSMS SHALL be possible. - CSMS should be able to communicate with a third party that can process the CertificateInstallationRequest, for example a contract certificate pool.
6	Postcondition(s)	See <a href="#">ISO15118-1</a> , use case End conditions C2, page 23.
7	Error handling	In case the CSMS is not able to respond within the specified time, the Charging Station SHALL indicate failure to the EV.
8	Remark(s)	The message timeout in <a href="#">ISO15118-2</a> for CertificateInstallationReq is 5 seconds. There may be alternative communication paths for doing a certificate installation. However, these are outside the scope of this standard.

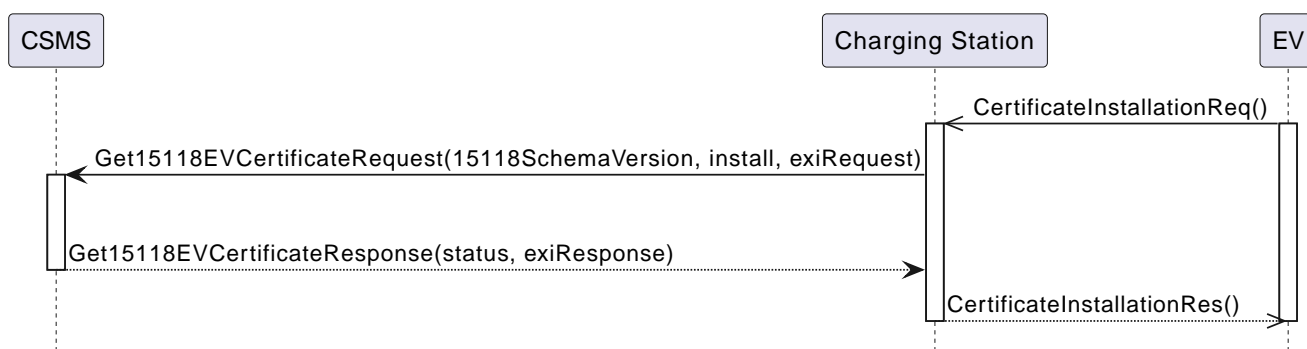


Figure 123. Certificate installation with ISO 15118-2

Source: [ISO15118-1](#)

### M01 - Certificate installation - Requirements

Table 116. M01 - Requirements

ID	Precondition	Requirement definition	Note
M01.FR.01	Upon receiving an ISO 15118 CertificateInstallationReq	The Charging Station SHALL forward the request to the CSMS using the <a href="#">Get15118EVCertificateRequest</a> message <b>with action = Install</b> .	The CSMS is responsible for forwarding it to the secondary actor which will process the CertificateUpdateRequest. This could be a contract certificate pool as outlined in application guide VDE-AR-2802-100-1.

## M02 - Certificate Update EV

No.	Type	Description
1	Name	Certificate Update
2	ID	M02
	Reference	<a href="#">ISO15118-1</a> C1
3	Objective(s)	See <a href="#">ISO15118-1</a> , use case Objective C1, page 20.
4	Description	See <a href="#">ISO15118-1</a> , use case Description C1, page 21 up to and including the third "NOTE".
	Actors	EV, Charging Station
	Scenario description	<p><b>15118:</b> See <a href="#">ISO15118-1</a>, use case Objective C1, Scenario Description, first 3 bullets, page 21.</p> <p><b>OCPP:</b> - The Charging Station sends a <a href="#">Get15118EVCertificateRequest</a> message <b>with action = Update</b> to the CSMS. - The CSMS responds with <a href="#">Get15118EVCertificateResponse</a> to the Charging Station.</p> <p><b>15118:</b> See <a href="#">ISO15118-1</a>, use case Description C1, Scenario Description, last 2 bullets, page 21.</p>
5	Prerequisites	<ul style="list-style-type: none"> <li>- Communication between EV and EVSE SHALL be established successfully.</li> <li>- Online connection between Charging Station and CSMS SHALL be possible.</li> <li>- CSMS should be able to communicate with a third party that can process the CertificateInstallationRequest, for example a contract certificate pool.</li> </ul>
6	Postcondition(s)	See <a href="#">ISO15118-1</a> , use case Objective C1 and C2, page 20/22.
7	Error handling	In case the CSMS is not able to respond within the specified time, the Charging Station SHALL indicate failure to the EV.
8	Remark(s)	<p>See <a href="#">ISO15118-1</a>, use case Requirements C1, trigger , page 21.</p> <p>The message timeout in <a href="#">ISO15118-2</a> for CertificateUpdateReq is 5 seconds.</p>

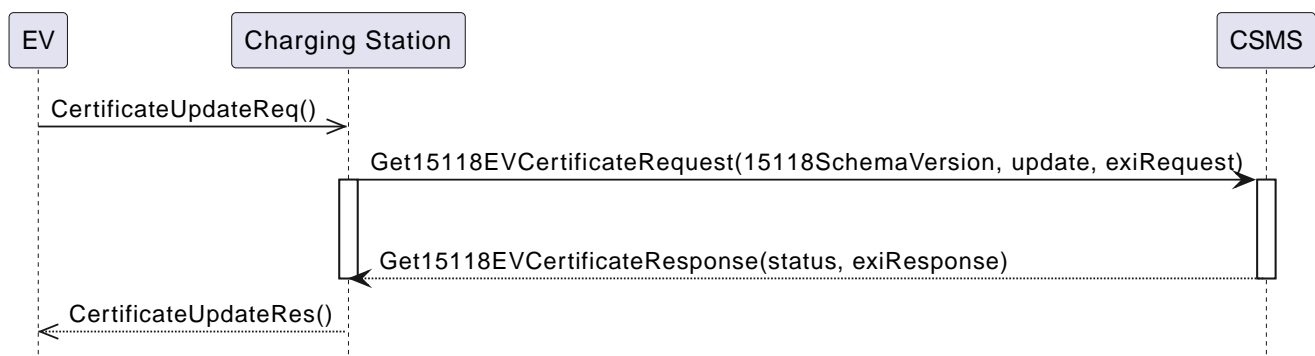


Figure 124. Certificate Update

Source: [ISO15118-1](#)

## M02 - Certificate Update - Requirements

Table 117. M02 - Requirements

ID	Precondition	Requirement definition	Note
M02.FR.01		Upon receiving a CertificateUpdateReq the Charging Station SHALL forward the request to the CSMS using the <a href="#">Get15118EVCertificateRequest</a> message with <b>action</b> = <b>update</b> .	The CSMS is responsible for forwarding it to the secondary actor which will process the CertificateUpdateRequest. This could be a contract certificate pool as outlined in application guide VDE-AR-E 2802-100-1.

## M03 - Retrieve list of available certificates from a Charging Station

No.	Type	Description
1	Name	Retrieve list of available certificates from a Charging Station
2	ID	M03
3	Objective(s)	To enable the CSMS to retrieve a list of available certificates from a Charging Station.
4	Description	To facilitate the management of the Charging Station's installed certificates, a method of retrieving the installed certificates is provided. The CSMS requests the Charging Station to send a list of installed certificates
	Actors	Charging Station, CSMS
	Scenario description	<ol style="list-style-type: none"> <li>1. The CSMS requests the Charging Station to send a list of installed certificates by sending a <a href="#">GetInstalledCertificateIdsRequest</a></li> <li>2. The Charging Station responds with a <a href="#">GetInstalledCertificateIdsResponse</a></li> </ol>
5	Prerequisite(s)	n/a
6	Postcondition(s)	The CSMS received a list of installed certificates
7	Error handling	n/a
8	Remark(s)	For installing the (V2G) Charging Station Certificate, see use cases <a href="#">A02 - Update Charging Station Certificate by request of CSMS</a> and <a href="#">A03 - Update Charging Station Certificate initiated by the Charging Station</a> . The V2G certificate chain SHOULD NOT include the V2GRootCertificate. This SHOULD be installed using Use case <a href="#">M05 - Install CA certificate in a Charging Station</a> .

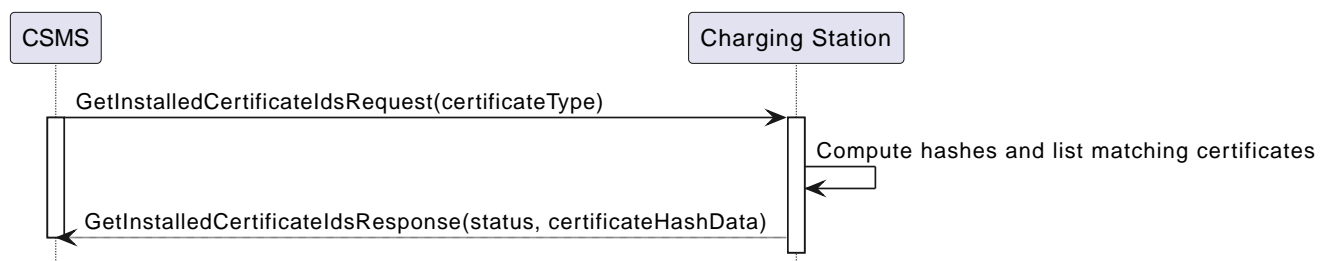


Figure 125. Retrieve list of available certificates from a Charging Station

## M03 - Retrieve list of available certificates from a Charging Station - Requirements

Table 118. M03 - Requirements

ID	Precondition	Requirement definition
M03.FR.01	After receiving a <a href="#">GetInstalledCertificateIdsRequest</a>	The Charging Station SHALL respond with a <a href="#">GetInstalledCertificateIdsResponse</a> .
M03.FR.02	M03.FR.01 AND No certificate matching <i>certificateType</i> was found	The Charging Station SHALL indicate this by setting <i>status</i> in the <a href="#">GetInstalledCertificateIdsResponse</a> to <i>NotFound</i> .
M03.FR.03	M03.FR.01 AND A certificate matching <i>certificateType</i> was found	The Charging Station SHALL indicate this by setting <i>status</i> in the <a href="#">GetInstalledCertificateIdsResponse</a> to <i>Accepted</i> .

ID	Precondition	Requirement definition
M03.FR.04	M03.FR.03	The Charging Station SHALL include the hash data for each matching installed certificate in the <a href="#">GetInstalledCertificateIdsResponse</a> .
M03.FR.05	When the Charging Station receives a <a href="#">GetInstalledCertificateIdsRequest</a> with <a href="#">certificateType</a> V2GCertificateChain	The Charging Station SHALL include the hash data for each installed certificate belonging to a V2G certificate chain. Sub CA certificates SHALL be placed as a childCertificate under the V2G Charging Station certificate.

## M04 - Delete a specific certificate from a Charging Station

No.	Type	Description
1	Name	Delete a specific certificate from a Charging Station
2	ID	M04
3	Objective(s)	To enable the CSMS to request the Charging Station to delete an installed certificate.
4	Description	To facilitate the management of the Charging Station's installed certificates, a method of deleting an installed certificate is provided. The CSMS requests the Charging Station to delete a specific certificate.
	Actors	Charging Station, CSMS
	Scenario description	<ol style="list-style-type: none"> <li>The CSMS requests the Charging Station to delete an installed certificate by sending a <a href="#">DeleteCertificateRequest</a>.</li> <li>The Charging Station responds with a <a href="#">DeleteCertificateResponse</a>.</li> </ol>
5	Prerequisite(s)	n/a
6	Postcondition(s)	The requested certificate was deleted from the Charging Station.
7	Error handling	n/a
8	Remark(s)	<p>For installing the (V2G) Charging Station Certificate, see use cases <a href="#">A02 - Update Charging Station Certificate by request of CSMS</a> and <a href="#">A03 - Update Charging Station Certificate initiated by the Charging Station</a>. The V2G certificate chain SHOULD NOT include the V2GRootCertificate. This SHOULD be installed using Use case <a href="#">M05 - Install CA certificate in a Charging Station</a>.</p> <p>It is possible to delete the last (every) installed CSMSRootCertificates. When all CSMSRootCertificates are deleted, the Charging Station cannot validate CSMS Certificates, so it will not be able to connect to a CSMS. Before a CSMS would ever send a <a href="#">DeleteCertificateRequest</a> that would delete the last/all CSMSRootCertificates the CSMS is ADVISED to make very sure that this is what is really wanted.</p> <p>It is possible to delete the last (every) installed ManufacturerRootCertificates, when all ManufacturerRootCertificates are deleted, no "Signed Firmware" can be installed in the Charging Station.</p>

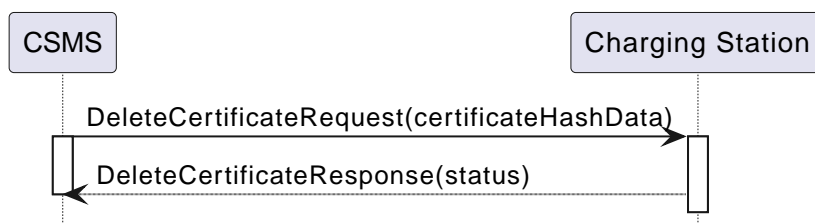


Figure 126. Delete Installed Certificate

## M04 - Delete a specific certificate from a Charging Station - Requirements

Table 119. M04 - Requirements

ID	Precondition	Requirement definition	Note
M04.FR.01	After receiving a <a href="#">DeleteCertificateRequest</a>	The Charging Station SHALL respond with a <a href="#">DeleteCertificateResponse</a> .	

ID	Precondition	Requirement definition	Note
M04.FR.02	M04.FR.01 AND The requested certificate was found	The Charging Station SHALL attempt to delete it, and indicate success by setting <i>status</i> to <i>Accepted</i> in the <i>DeleteCertificateResponse</i> .	
M04.FR.03	M04.FR.01 AND (The deletion fails OR the Charging Station rejects the request to delete the specified certificate.)	The Charging Station SHALL indicate failure by setting <i>status</i> to <i>Failed</i> in the <i>DeleteCertificateResponse</i> .	A Charging Station may reject the request to prevent the deletion of a certificate, if it is the last one from its certificate type.
M04.FR.04	M04.FR.01 AND The requested certificate was not found	The Charging Station SHALL indicate failure by setting <i>status</i> to <i>NotFound</i> in the <i>DeleteCertificateResponse</i> .	
M04.FR.06	M04.FR.01 AND When <i>certificateHashData</i> refers to the <i>Charging Station Certificate</i> (see use case A)	Charging Station SHALL respond with <i>DeleteCertificateResponse</i> with <i>status</i> = <i>Failed</i> .	Deletion of the <i>Charging Station Certificate</i> is not allowed via <i>DeleteCertificateRequest</i> .
M04.FR.07	When deleting a certificate	The CSMS SHALL use the same <i>hashAlgorithm</i> as the Charging Station uses to report the <i>certificateHashData</i> for the certificate in the <i>GetInstalledCertificateIdsResponse</i> .	This ensures CSMS uses a <i>hashAlgorithm</i> that is supported by the Charging Station.
M04.FR.08	M04.FR.02 AND Certificate to delete is a sub-CA or root certificate	Charging Station MAY also delete all child certificates.	Else these child certificates remain as unusable orphan certificates that can no longer be deleted.

## M05 - Install CA certificate in a Charging Station

No.	Type	Description
1	Name	Install CA certificate in a Charging Station
2	ID	M05
3	Objective(s)	To facilitate the management of the Charging Station's installed certificates, a method to install a new CA certificate.
4	Description	The CSMS requests the Charging Station to install a new CSMS root certificate, an eMobility Operator root certificate, Manufacturer root certificate, or a V2G root certificate.
	Actors	Charging Station, CSMS
	Scenario description	<ol style="list-style-type: none"> <li>1. The CSMS requests the Charging Station to install a new certificate by sending an <i>InstallCertificateRequest</i>.</li> <li>2. The Charging Station responds with an <i>InstallCertificateResponse</i>.</li> </ol>
5	Prerequisite(s)	n/a
6	Postcondition(s)	The new certificate was installed in the Charging Station trust store.
7	Error handling	n/a
8	Remark(s)	<p>Even though the messages <i>CertificateSignedRequest</i> (see use cases <i>A02 - Update Charging Station Certificate by request of CSMS</i> and <i>A03 - Update Charging Station Certificate initiated by the Charging Station</i>) and <i>InstallCertificateRequest</i> (use case <i>M05</i>) are both used to send certificates, their purposes are different. <i>CertificateSignedRequest</i> is used to return the the Charging Stations own public certificate and V2G certificate(s) signed by a Certificate Authority. <i>InstallCertificateRequest</i> is used to install Root certificates.</p> <p>For installing the (V2G) Charging Station Certificate, see use cases <i>A02 - Update Charging Station Certificate by request of CSMS</i> and <i>A03 - Update Charging Station Certificate initiated by the Charging Station</i>. The V2G certificate chain SHOULD NOT include the <i>V2GRootCertificate</i>. This SHOULD be installed using this use case.</p> <p>It is allowed to have multiple certificates of the same type installed.</p>

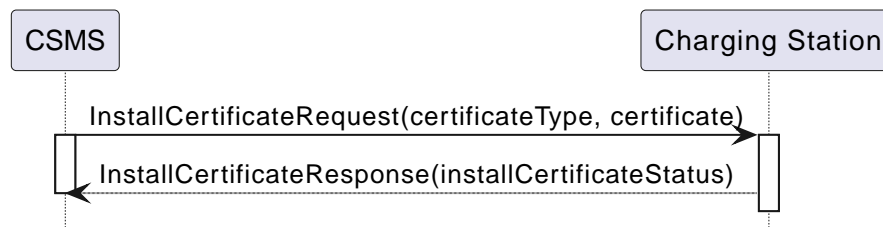


Figure 127. Install CA certificate in a Charging Station

## M05 - Install CA certificate in a Charging Station - Requirements

Table 120. M05 - Requirements

ID	Precondition	Requirement definition
M05.FR.01	After receiving an <a href="#">InstallCertificateRequest</a>	The Charging Station SHALL attempt to install the certificate and respond with an <a href="#">InstallCertificateResponse</a> .
M05.FR.02	M05.FR.01 AND The installation was successful	The Charging Station SHALL indicate success by setting <i>status</i> to <i>Accepted</i> in the <a href="#">InstallCertificateResponse</a> .
M05.FR.03	M05.FR.01 AND The installation failed	The Charging Station SHALL indicate failure by setting <i>status</i> to <i>Failed</i> in the <a href="#">InstallCertificateResponse</a> .
M05.FR.06	When a new certificate gets installed AND the <i>CertificateEntries.maxLimit</i> is going to be exceeded	The Charging Station SHALL respond with <i>status</i> = <i>Rejected</i> .
M05.FR.07	M05.FR.01 AND The certificate is invalid.	The Charging Station SHALL indicate rejection by setting <i>status</i> to <i>Rejected</i> in the <a href="#">InstallCertificateResponse</a> .
M05.FR.09	When <a href="#">AdditionalRootCertificateCheck</a> is true	Only one certificate (plus a temporarily fallback certificate) of certificateType <a href="#">CSMSRootCertificate</a> is allowed to be installed at a time.
M05.FR.10	When <a href="#">AdditionalRootCertificateCheck</a> is true AND installing a new certificate of certificateType <a href="#">CSMSRootCertificate</a>	The new CSMS Root certificate SHALL replace the old CSMS Root certificate AND the new Root Certificate MUST be signed by the old Root Certificate it is replacing
M05.FR.11	M05.FR.10 AND the new CSMS Root certificate is NOT signed by the old CSMS Root certificate	The Charging Station SHALL NOT install the new CSMS Root Certificate and respond with <i>status</i> = <i>Rejected</i> .
M05.FR.12	M05.FR.10 AND the new CSMS Root certificate is signed by the old CSMS Root certificate	The Charging Station SHALL install the new CSMS Root Certificate AND temporarily keep the old CSMS Root certificate as a fallback certificate AND respond with <i>status</i> = <i>Accepted</i>
M05.FR.13	M05.FR.12 AND the Charging Station successfully connected to the CSMS using the new CSMS Root certificate	The Charging Station SHALL remove the old CSMS Root (fallback) certificate.
M05.FR.14	M05.FR.12 AND The Charging Station is attempting to reconnect to the CSMS (NOT migrating to another CSMS with Use Case <a href="#">B10 - Migrate to new CSMS</a> ), but determines that the server certificate provided by the CSMS is invalid when using the new CSMS Root certificate to verify it	The Charging Station SHALL try to use the old CSMS Root (fallback) certificate to verify the server certificate.
M05.FR.15	M05.FR.12 AND When the Charging Station is migrating to another CSMS with Use Case <a href="#">B10 - Migrate to new CSMS</a> , but determines that the server certificate provided by the CSMS is invalid when using the new CSMS Root certificate to verify it	The Charging Station SHALL use the <a href="#">NetworkProfileConnectionAttempts</a> mechanism as described at Use Case <a href="#">B10 - Migrate to new CSMS</a> .

ID	Precondition	Requirement definition
M05.FR.16	M05.FR.15 AND If after the number of attempts the connection fails AND If it goes back to the old <a href="#">NetworkConnectionProfile</a> (See <a href="#">B10.FR.03</a> )	The Charging Station SHALL use the old CSMS Root (fallback) certificate to verify the server certificate.
M05.FR.17	NOT M05.FR.10 AND After receiving an <a href="#">InstallCertificateRequest</a> for a certificate that is already present in the certificate trust store of the Charging Station	The Charging Station SHALL replace the certificate and respond with <a href="#">InstallCertificateResponse</a> with <i>status</i> = <i>Accepted</i> .

## M06 - Get V2G Charging Station Certificate status

No.	Type	Description
1	Name	Get V2G Charging Station Certificate status
2	ID	M06
3	Objective(s)	To enable a Charging Station to cache the OCSP certificate status needed for the TLS handshake between EV and Charging Station.
4	Description	When the cable gets plugged in and an ISO 15118 supported EV gets connected to the Charging Station, the EV requests the Charging Station to prove the validity of the (SubCA) certificates by an OCSPResponse. A request needs to be sent per SubCA. Because the timeout constraint in ISO 15118 is too strict to make the call to an external server, OCPP requires to cache the OCSP certificate status of the certificates beforehand. The Charging Station needs to refresh the cached OCSP data once a week..
	Actors	Charging Station, CSMS
	Scenario description	<ol style="list-style-type: none"> <li>The Charging Station requests the CSMS to provide OCSP certificate status by sending a <a href="#">GetCertificateStatusRequest</a>.</li> <li>The CSMS responds with a <a href="#">GetCertificateStatusResponse</a>.</li> </ol>
5	Prerequisite(s)	n/a
6	Postcondition(s)	<b>Successful postcondition:</b> The Charging Station received the OCSP certificate status for the requested certificate <b>Failure postcondition:</b> The retrieval of the OCSP certificate status by the CSMS failed
7	Error handling	n/a
8	Remark(s)	<p>The status indicator in the <a href="#">GetCertificateStatusResponse</a> indicates whether or not the CSMS was successful in retrieving the certificate status. It does NOT indicate the validity of the certificate.</p> <p>For installing the (V2G) Charging Station Certificate, see use cases <a href="#">A02 - Update Charging Station Certificate by request of CSMS</a> and <a href="#">A03 - Update Charging Station Certificate initiated by the Charging Station</a>. The V2G certificate chain SHOULD NOT include the V2GRootCertificate. This SHOULD be installed using Use case <a href="#">M05 - Install CA certificate in a Charging Station</a>.</p> <p>OCPP allows for only one certificate per <a href="#">GetCertificateStatusRequest</a>. Because when multiple answers on a <a href="#">GetCertificateStatusRequest</a> are to be expected, it makes handling the request and status more complex. So a <a href="#">GetCertificateStatusRequest</a> needs to be sent per SubCA.</p> <p><i>responderURL</i> is required in OCPP, while it is optional in ISO 15118. Without a <i>responderURL</i> in a certificate it cannot work, so a <i>responderURL</i> is required for any certificate for which a <a href="#">GetCertificateStatusRequest</a> can be expected.</p>

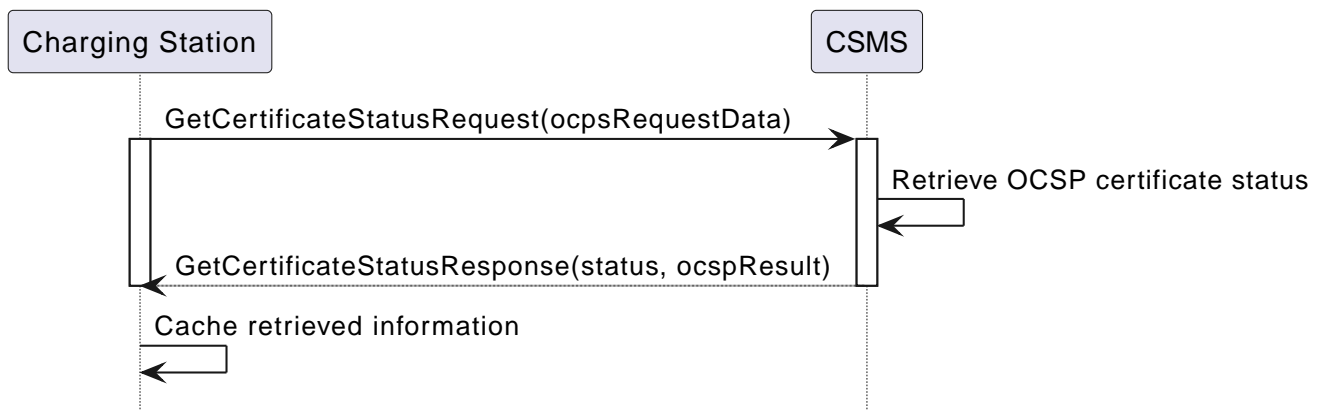


Figure 128. Get V2G Charging Station Certificate status

## M06 - Get V2G Charging Station Certificate status - Requirements

Table 121. M06 - Requirements

ID	Precondition	Requirement definition
M06.FR.01	After receiving a <a href="#">GetCertificateStatusRequest</a>	The CSMS SHALL respond with a <a href="#">GetCertificateStatusResponse</a> .
M06.FR.02	M06.FR.01 AND The CSMS was successful in retrieving the OSCP certificate status	The CSMS SHALL indicate success by setting <i>status</i> to <code>Accepted</code> in the <a href="#">GetCertificateStatusResponse</a> .
M06.FR.03	M06.FR.02	The CSMS SHALL include the OSCP response data in the <code>OCSPResult</code> field in the <a href="#">GetCertificateStatusResponse</a> .
M06.FR.04	M06.FR.01 AND The CSMS was not successful in retrieving the OSCP certificate status	The CSMS SHALL indicate it was not successful by setting <i>status</i> to <code>Failed</code> in the <a href="#">GetCertificateStatusResponse</a> .
M06.FR.06		The Charging Station SHALL request and cache the OSCP status for its V2G certificates.
M06.FR.07		After the Charging Station Certificate has been updated, The Charging Station SHALL refresh the cached OSCP data by sending a <a href="#">GetCertificateStatusRequest</a> for the new certificate, and also for the intermediate certificates.
M06.FR.08		The CSMS SHALL format the response data according to <code>OCSPResponse</code> as defined in <a href="#">IETF RFC 6960</a> , formatted according to ASN.1 [X.680].
M06.FR.09		The <code>OCSPResponse</code> data SHALL be DER encoded.
M06.FR.10		The Charging Station SHALL refresh the cached OSCP data at least once a week.

# N. Diagnostics

---

---

# Chapter 1. Introduction

This Functional Block describes the diagnostics functionality of OCPP. This functionality enables remote diagnostics of problems with a Charging Station. A Charging Station can be requested to upload a file with diagnostics information (optionally limited to a specified interval).

## Chapter 2. Use cases & Requirements

### 2.1. Logging

#### N01 - Retrieve Log Information

No.	Type	Description
1	Name	Retrieve Log
2	ID	N01
3	Objective(s)	To enable the CSMS retrieving of log information from a Charging Station.
4	Description	This use case covers the functionality of getting log information from a Charging Station. The CSMS can request a Charging Station to upload a file with log information to a given location (URL). The format of this log file is not prescribed. The Charging Station uploads a log file and gives information about the status of the upload by sending status notifications to the CSMS.
	Actors	Charging Station, CSMS
	Scenario description	<ol style="list-style-type: none"> <li>1. The CSMS sends a <a href="#">GetLogRequest</a> to the Charging Station.</li> <li>2. The Charging Station responds with a <a href="#">GetLogResponse</a>.</li> <li>3. The Charging Station sends a <a href="#">LogStatusNotificationRequest</a> with the status <code>Uploading</code>.</li> <li>4. The CSMS responds with a <a href="#">LogStatusNotificationResponse</a> acknowledging the status update request.</li> <li>5. Uploading of the diagnostics files.</li> <li>6. The Charging Station sends <a href="#">LogStatusNotificationRequest</a> with the status <code>Uploaded</code>.</li> <li>7. The CSMS responds with <a href="#">LogStatusNotificationResponse</a>, acknowledging the status update request.</li> </ol>
5	Prerequisite(s)	<ul style="list-style-type: none"> <li>- Diagnostics information is available for upload.</li> <li>- URL to upload file to is reachable and exists.</li> </ul>
6	Postcondition(s)	<p><b>Successful postcondition:</b> Log file successfully uploaded.</p> <p><b>Failure postcondition:</b> Log file not successfully uploaded and failed.</p>
7	Error handling	When the upload fails and the transfer protocol supports "resume" the Charging Station is RECOMMENDED to try to resume before aborting the upload.
8	Remark(s)	<p>As an example in this use case the requestId = 123, but this could be any value.</p> <p>When a Charging Station is requested to upload a log file, the CSMS supplies in the request an URL where the Charging Station SHALL upload the file. The URL also contains the protocol which must be used to upload the file.</p> <p>The FTP URL is of format: <code>ftp://User:password@host:port/path</code> in which the parts <code>User:</code>, <code>password@</code>, <code>:password</code> or <code>:port</code> may be excluded.</p> <p>The Charging Station has a required Configuration Variable that reports which file transfer protocols it supports: <a href="#">FileTransferProtocols</a></p> <p>The format of the log file is not prescribed.</p> <p>FTP needs to be able to use Passive FTP, to be able to transverse over as much different typologies as possible.</p>

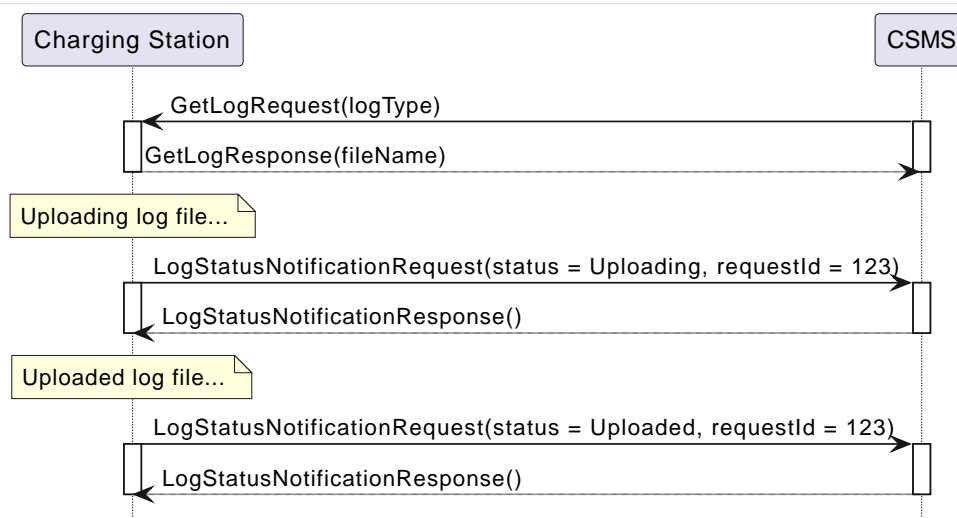


Figure 129. Sequence Diagram: Get Diagnostics

## N01 - Retrieve Log Information - Requirements

Table 122. N01 - Requirements

ID	Precondition	Requirement definition	Note
N01.FR.01	Upon receipt of a <a href="#">GetLogRequest</a> AND if the requested log information is available	The Charging Station SHALL respond with a <a href="#">GetLogResponse</a> stating the name of the file and status <code>Accepted</code> .	
N01.FR.02	N01.FR.01	The Charging Station SHALL start uploading a single log file to the specified location	
N01.FR.03	N01.FR.02 AND The <a href="#">GetLogRequest</a> contained <i>logType</i> <code>SecurityLog</code>	The Charging Station SHALL upload its security log	
N01.FR.04	N01.FR.02 AND The <a href="#">GetLogRequest</a> contained <i>logType</i> <code>DiagnosticsLog</code>	The Charging Station SHALL upload its diagnostics.	
N01.FR.05	Upon receipt of a <a href="#">GetLogRequest</a> AND if the requested log information is NOT available	The Charging Station SHALL respond with a <a href="#">GetLogResponse</a> WITH status <code>Rejected</code> .	
N01.FR.07		Every <a href="#">LogStatusNotificationRequest</a> sent for a log upload SHALL contain the same requestId as the <a href="#">GetLogRequest</a> that started this log upload.	
N01.FR.08	When uploading a log document is started	The Charging Station SHALL send a <a href="#">LogStatusNotificationRequest</a> with status <code>Uploading</code> .	
N01.FR.09	When a log document is uploaded successfully	The Charging Station SHALL send a <a href="#">LogStatusNotificationRequest</a> with status <code>Uploaded</code> .	
N01.FR.10	When uploading a log document failed	The Charging Station SHALL send a <a href="#">LogStatusNotificationRequest</a> with status <code>UploadFailure</code> , <code>BadMessage</code> , <code>PermissionDenied</code> OR <code>NotSupportedOperation</code> .	It is RECOMMENDED to send the status only after all retry attempts have failed. A Charging Station MAY send a new <code>Uploading</code> status upon each retry attempt.
N01.FR.12	When a Charging Station is assembling or uploading the log file AND the Charging Station receives a new <a href="#">GetLogRequest</a>	The Charging Station SHOULD cancel the ongoing log file upload AND respond with <a href="#">GetLogResponse</a> with status <code>AcceptedCanceled</code> .	

ID	Precondition	Requirement definition	Note
N01.FR.13		The field requestId in <a href="#">LogStatusNotificationRequest</a> is mandatory, unless the message was triggered by a <a href="#">TriggerMessageRequest</a> AND there is no log upload ongoing.	
N01.FR.14		It is RECOMMENDED that Charging Station and CSMS support at least HTTP(s) as transport mechanism for the log file upload	HTTP transport is most likely to be supported, since it is also used for OCPP messaging.
N01.FR.15		Charging Station SHALL at least support the CSMS trust chain for secure transports	
N01.FR.16		It is RECOMMENDED that Charging Station supports the usual CAs provided by the operating system	The log file storage of CSMS may be a cloud service operated separately from the CSMS itself and not part of the CSMS trustchain.
N01.FR.17	When CSMS requires basic authorization for the upload	CSMS is RECOMMENDED to require a different basic authorization password for the upload, then the one used for OCPP connectivity.	This is to avoid leaking the OCPP password to 3rd parties if the log file storage is a different system. Basic authorization can be added to the URL as follows: <code>http://username:password@csms.org/logs</code>
N01.FR.18		Is is RECOMMENDED that CSMS accepts both PUT and POST requests for uploads from Charging Station.	
N01.FR.19	When Charging Station uses a HTTP(s) POST request to upload the log file	Charging Station SHALL provide at least the following attributes: <code>Content-Type</code> : (e.g. <code>application/octet-stream</code> ) and <code>Content-Disposition</code> : with a specification of the filename.	For example: <code>Content-Type: application/octet-stream</code> <code>Content-Disposition: form-data; name="uploadedfile"; filename="logfile_20210420.zip"</code>
N01.FR.20	N01.FR.12 AND Charging Station cancels the log file upload	The Charging Station SHALL send a <a href="#">LogStatusNotificationRequest</a> with <code>status = AcceptedCanceled</code> .	N01.FR.12 is a "SHOULD" requirement. Only send status notification when requirement is executed.
N01.FR.21	N01.FR.18 AND the <a href="#">GetLogRequest</a> <code>log.remoteLocation</code> string ends with a slash character ("/")	The Charging Station SHALL append the filename that it returned in the <code>GetLogResponse</code> filename field to this string.	
N01.FR.22	N01.FR.18 AND the file to upload exceeds the threshold of 1MB (1024 * 1024 bytes)	The Charging Station MAY include the "Expect: 100-continue" header in the HTTP PUT request.	This gives the server a chance to deny the request before a lot of data is sent.
N01.FR.23	N01.FR.18	The Charging Station MAY implement a mechanism to resume HTTP uploads, if it can identify whether the upload server supports the same mechanism.	At the time of this writing, no official HTTP resume mechanism existed, only vendor-specific solutions and an IETF draft, which were not aligned.

## 2.2. Configure Monitoring

### NOTE

For managing the monitoring of a Charging Station a basic understanding of Device Model concepts is essential. These concepts are explained in "OCPP 2.0.1: Part 1 - Architecture & Topology", chapter 4.

## N02 - Get Monitoring report

No.	Type	Description
1	Name	Get Monitoring Report
2	ID	N02
3	Objective(s)	To give the CSMS the ability to retrieve a report about configured monitoring settings per component and variable.
4	Description	This use case describes how the CSMS requests the Charging Station to send a report about configured monitoring settings per component and variable. Optionally, this list can be filtered on monitoringCriteria and componentVariables.
	Actors	Charging Station, CSMS, CSO
	Scenario description	<ol style="list-style-type: none"> <li>1. The CSO triggers the CSMS to request a monitoring report from a Charging Station.</li> <li>2. The CSMS sends a <a href="#">GetMonitoringReportRequest</a> to the Charging Station.</li> <li>3. The Charging Station responds with a <a href="#">GetMonitoringReportResponse</a>.</li> <li>4. The Charging Station sends a <a href="#">NotifyMonitoringReportRequest</a> to the CSMS.</li> <li>5. The CSMS responds with a <a href="#">NotifyMonitoringReportResponse</a>.</li> <li>6. Steps #4 and #5 are repeated until all data of the monitoring report has been sent.</li> </ol>
5	Prerequisite(s)	Charging Station supports Monitoring
6	Postcondition(s)	The CSMS received a report about the configured monitoring settings.
7	Error handling	n/a
8	Remark(s)	n/a

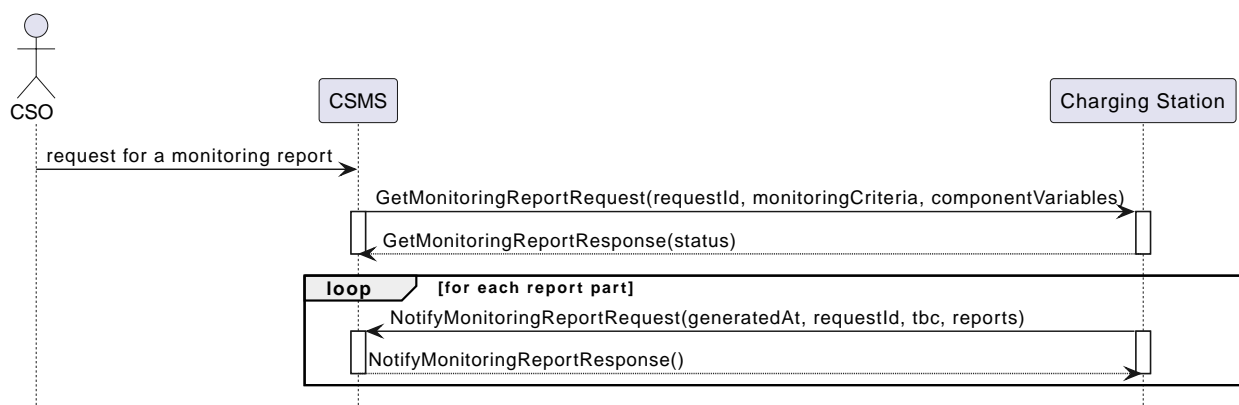


Figure 130. Sequence Diagram: Get Monitoring Report

## N02 - Get Monitoring Report - Requirements

Table 123. N02 - Requirements

ID	Precondition	Requirement definition
N02.FR.01	NOT N02.FR.10 AND When the Charging Station receives a <a href="#">GetMonitoringReportRequest</a> for supported <i>monitoringCriteria</i> OR without <i>monitoringCriteria</i>	The Charging Station SHALL send a <a href="#">getMonitoringReportResponse</a> with <i>Accepted</i> .
N02.FR.02	When the Charging Station receives a <a href="#">GetMonitoringReportRequest</a> for not supported <i>monitoringCriteria</i>	The Charging Station SHALL send a <a href="#">getMonitoringReportResponse</a> with <i>NotSupported</i> .
N02.FR.03	N02.FR.01	The Charging Station SHALL send the requested information via one or more <a href="#">notifyMonitoringReportRequest</a> messages to the CSMS.
N02.FR.04	N02.FR.01 AND The <a href="#">GetMonitoringReportRequest</a> contained a <i>requestId</i>	Every <a href="#">notifyMonitoringReportRequest</a> sent for this <a href="#">GetMonitoringReportRequest</a> SHALL contain the same <i>requestId</i> .
N02.FR.05	N02.FR.01 AND <i>monitoringCriteria</i> and <i>componentVariables</i> are NOT both absent.	The set of monitors reported in one or more <a href="#">notifyMonitoringReportRequest</a> messages is limited to the set defined by <i>monitoringCriteria</i> and <i>componentVariables</i> .

ID	Precondition	Requirement definition
N02.FR.06	N02.FR.01 AND <i>monitoringCriteria</i> is NOT absent AND <i>componentVariables</i> is absent.	The set of monitors reported in one or more <a href="#">notifyMonitoringReportRequest</a> messages is limited to the set defined by <i>monitoringCriteria</i> .
N02.FR.07		The maximum number of <i>componentVariables</i> in one <a href="#">GetMonitoringReportRequest</a> message is given by the <a href="#">ItemsPerMessageGetReport</a> Configuration Variable
N02.FR.08	N02.FR.01 AND <i>monitoringCriteria</i> is absent AND <i>componentVariables</i> is NOT absent.	The set of monitors reported in one or more <a href="#">notifyMonitoringReportRequest</a> messages is limited to the set defined by <i>componentVariables</i> .
N02.FR.09		The sequence number contained in the seqNo field of the <a href="#">NotifyMonitoringReportRequest</a> is incremental per report. So the <a href="#">NotifyMonitoringReportRequest</a> message which contains the first report part, SHALL have a seqNo with value 0.
N02.FR.10	When the Charging Station receives a <a href="#">GetMonitoringReportRequest</a> with a combination of criteria which results in an empty result set.	The Charging Station SHALL respond with a <a href="#">GetMonitoringReportResponse(status=EmptyResultSet)</a> .
N02.FR.11	N02.FR.01 AND <i>monitoringCriteria</i> is absent AND <i>componentVariables</i> is absent.	The set of all existing monitors is reported in one or more <a href="#">notifyMonitoringReportRequest</a> messages.
N02.FR.12	If <i>monitoringCriteria</i> contains ThresholdMonitoring	All monitors with <i>type</i> = UpperThreshold or <i>type</i> = LowerThreshold are reported.
N02.FR.13	If <i>monitoringCriteria</i> contains DeltaMonitoring	All monitors with <i>type</i> = Delta, TargetDelta and TargetDeltaRelative are reported.
N02.FR.14	If <i>monitoringCriteria</i> contains PeriodicMonitoring	All monitors with <i>type</i> = Periodic or <i>type</i> = PeriodicClockAligned are reported.
N02.FR.16	When Charging Station receives a <a href="#">GetMonitoringReportRequest</a> with <i>componentVariable</i> elements in which <i>variable</i> is missing	The Charging Station SHALL report for every <i>variable</i> of the <i>component</i> in <i>componentVariable</i> .
N02.FR.17	When Charging Station receives a <a href="#">GetMonitoringReportRequest</a> with <i>componentVariable</i> elements in which <i>variable</i> is present, but <i>instance</i> is missing	The Charging Station SHALL report for every instance of the <i>variable</i> of the <i>component</i> in <i>componentVariable</i> .
N02.FR.18	N02.FR.11 AND When Charging Station receives a <a href="#">GetMonitoringReportRequest</a> with a <i>component</i> in a <i>componentVariable</i> element that has a <i>component.evse.id</i> , but <i>component.evse.connector</i> is missing	The Charging Station SHALL report the component(s) with this <i>component.name</i> , <i>component.instance</i> and <i>component.evse.id</i> for every <i>component.evse.connector</i> , whilst taking into account N02.FR.20.
N02.FR.19	N02.FR.11 AND When Charging Station receives a <a href="#">GetMonitoringReportRequest</a> with a <i>component</i> in a <i>componentVariable</i> element that has no <i>component.evse.id</i>	The Charging Station SHALL report the component(s) with this <i>component.name</i> , <i>component.instance</i> for every <i>component.evse</i> field (including top level component without <i>component.evse</i> ), whilst taking into account N02.FR.20.
N02.FR.20	N02.FR.11 AND When Charging Station receives a <a href="#">GetMonitoringReportRequest</a> with a <i>component</i> in a <i>componentVariable</i> element that has a value for <i>component.instance</i>	The Charging Station SHALL report the component(s) with this <i>component.name</i> for every <i>component.instance</i> field, whilst taking into account N02.FR.18, N02.FR.19.
N02.FR.21	N02.FR.11 AND When Charging Station receives a <a href="#">GetMonitoringReportRequest</a> with a <i>component</i> in a <i>componentVariable</i> element that has no <i>component.instance</i> field	The Charging Station SHALL report the component(s) with this <i>component.name</i> for every <i>component.instance</i> field or the component(s) without <i>component.instance</i> field, whichever is the case, whilst taking into account N02.FR.18, N02.FR.19.

## N03 - Set Monitoring Base

No.	Type	Description
1	Name	Set Monitoring Base
2	ID	N03
3	Objective(s)	To give the CSMS the ability to request the Charging Station to activate a set of preconfigured monitoring settings, as denoted by the value of <b>MonitoringBase</b> .
4	Description	This use case describes how the CSMS requests the Charging Station to activate a set of preconfigured monitoring settings, as denoted by the value of <b>MonitoringBase</b> . It is up to the manufacturer of the Charging Station to define which monitoring settings are activated by All, FactoryDefault and HardWiredOnly.
	Actors	Charging Station, CSMS, CSO
	Scenario description	<ol style="list-style-type: none"> <li>1. The CSO triggers the CSMS to request a Charging Station to set a monitoring base.</li> <li>2. The CSMS sends a <a href="#">SetMonitoringBaseRequest</a> to the Charging Station.</li> <li>3. The Charging Station responds with a <a href="#">SetMonitoringBaseResponse</a>.</li> </ol>
5	Prerequisite(s)	Charging Station supports Monitoring
6	Postcondition(s)	The Charging Station activated the set of monitoring settings, as denoted by the value of <b>MonitoringBase</b> .
7	Error handling	n/a
8	Remark(s)	<p>Upon receipt of a SetMonitoringBaseRequest for:</p> <ul style="list-style-type: none"> <li>• <i>monitoringBase</i> = <i>HardWiredOnly</i>: the Charging Station will deactivate all pre-configured monitors and remove any previously configured custom monitors. Only the <i>HardWiredMonitor</i> monitors remain.</li> <li>• <i>monitoringBase</i> = <i>FactoryDefault</i>: the Charging Station will (re)activate all <i>PreconfiguredMonitor</i> monitors and remove all custom monitors.</li> <li>• <i>monitoringBase</i> = <i>All</i>: the Charging Station will activate all pre-configured monitors and leave previously configured <i>CustomMonitor</i> monitors intact. This includes the custom monitors that were created when changing an existing pre-configured monitor.</li> </ul>

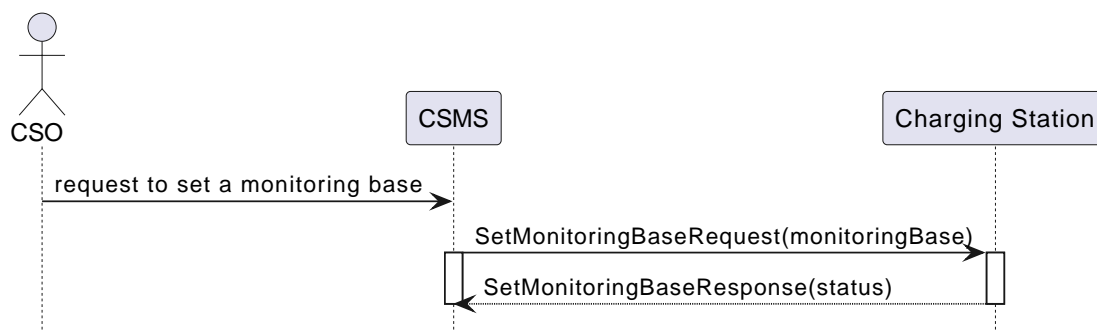


Figure 131. Sequence Diagram: Set Monitoring Base

## N03 - Set Monitoring Base - Requirements

Table 124. N03 - Requirements

ID	Precondition	Requirement definition
N03.FR.01	When the Charging Station accepts a <a href="#">setMonitoringBaseRequest</a>	Then the Charging Station SHALL send a <a href="#">setMonitoringBaseResponse</a> with Accepted.
N03.FR.02	When the Charging Station receives a <a href="#">setMonitoringBaseRequest</a> for a not supported <i>monitoringBase</i>	Then the Charging Station SHALL send a <a href="#">setMonitoringBaseResponse</a> with NotSupported.
N03.FR.03	N03.FR.01 AND When the Charging Station received a <a href="#">setMonitoringBaseRequest</a> with <i>monitoringBase</i> All	Then the Charging Station SHALL activate all preconfigured monitoring whilst leaving all installed custom monitors (including changed preconfigured monitors) intact.

ID	Precondition	Requirement definition
N03.FR.04	N03.FR.01 AND When the Charging Station received a <a href="#">setMonitoringBaseRequest</a> with <i>monitoringBaseFactoryDefault</i>	Then the Charging Station SHALL delete all custom monitors (including overruled pre-configured monitors) and activate the pre-configured monitors of the Charging Station.
N03.FR.05	N03.FR.01 AND When the Charging Station received a <a href="#">setMonitoringBaseRequest</a> with <i>monitoringBaseHardWiredOnly</i>	Then the Charging Station SHALL clear all custom and disable all pre-configured monitors. Only hard-wired monitors remain active.

## N04 - Set Variable Monitoring

No.	Type	Description
1	Name	Set Variable Monitoring
2	ID	N04
3	Objective(s)	To give the CSMS the ability to request the Charging Station to set monitoring triggers on Variables.
4	Description	This use case describes how the CSMS requests the Charging Station to set monitoring triggers on Variables. Multiple triggers can be set for upper or lower thresholds, delta changes or periodic reporting.
	Actors	Charging Station, CSMS, CSO
	Scenario description	<ol style="list-style-type: none"> <li>1. The CSO triggers the CSMS to request a Charging Station to set a variable monitoring setting.</li> <li>2. The CSMS sends a <a href="#">SetVariableMonitoringRequest</a> to the Charging Station.</li> <li>3. The Charging Station responds with a <a href="#">SetVariableMonitoringResponse</a>.</li> </ol>
5	Prerequisite(s)	Charging Station supports Monitoring The specific Variable supports Monitoring
6	Postcondition(s)	The Charging Station activated the set of monitoring triggers on the Variables.
7	Error handling	n/a
8	Remark(s)	All variableMonitoring settings are persistent across reboot. A variableMonitoring setting is persistent after a firmware update, if the monitored variable still exists and it is still monitor-able. Otherwise the variableMonitoring setting is removed.

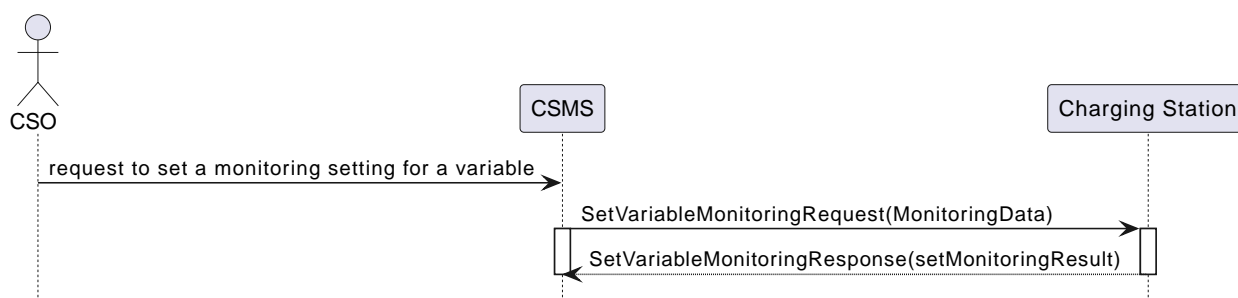


Figure 132. Sequence Diagram: Set Variable Monitoring

## N04 - Set Variable Monitoring - Requirements

Table 125. N04 - Requirements

ID	Precondition	Requirement definition	Note
N04.FR.01	When the Charging Station receives a <a href="#">SetVariableMonitoringRequest</a> with an X number of <a href="#">SetMonitoringData</a> elements	The Charging Station SHALL respond with an <a href="#">SetVariableMonitoringResponse</a> with an equal (X) number of <a href="#">SetMonitoringResult</a> elements, one for every <a href="#">SetMonitoringData</a> element in the <a href="#">SetVariableMonitoringRequest</a> .	
N04.FR.02	N04.FR.01	Every <a href="#">SetMonitoringResult</a> element in the <a href="#">SetVariableMonitoringResponse</a> SHALL contain the same <i>component</i> and <i>variable</i> combination as one of the <a href="#">SetVariableMonitoringRequest</a> elements in the <a href="#">SetVariableMonitoringRequest</a> .	

ID	Precondition	Requirement definition	Note
N04.FR.03	When the Charging Station receives a <a href="#">SetVariableMonitoringRequest</a> with an unknown <a href="#">Component</a> in <a href="#">SetMonitoringData</a>	The Charging Station SHALL set the <i>attributeStatus</i> field in the corresponding <a href="#">SetMonitoringResult</a> to: <a href="#">UnknownComponent</a> .	
N04.FR.04	When the Charging Station receives a <a href="#">SetVariableMonitoringRequest</a> with a <a href="#">Variable</a> that is unknown for the given <a href="#">Component</a> in <a href="#">SetMonitoringData</a>	The Charging Station SHALL set the <i>attributeStatus</i> field in the corresponding <a href="#">SetMonitoringResult</a> to: <a href="#">UnknownVariable</a> .	
N04.FR.05	When the Charging Station receives a <a href="#">SetVariableMonitoringRequest</a> with an <a href="#">MonitorType</a> which is not supported by the specific <a href="#">Variable</a>	The Charging Station SHALL set the <i>attributeStatus</i> field in the corresponding <a href="#">SetMonitoringResult</a> to: <a href="#">UnsupportedMonitorType</a> .	
N04.FR.06	When the Charging Station receives a <a href="#">SetVariableMonitoringRequest</a> with ( <i>monitor type</i> = <a href="#">UpperThreshold</a> AND <i>value</i> < <i>minLimit</i> OR <i>value</i> > <i>maxLimit</i> ) OR ( <i>monitor type</i> = <a href="#">LowerThreshold</a> AND <i>value</i> < <i>minLimit</i> OR <i>value</i> > <i>maxLimit</i> )	The Charging Station SHALL set the <i>attributeStatus</i> field in the corresponding <a href="#">SetMonitoringResult</a> to: <a href="#">Rejected</a> .	<i>minLimit</i> and <i>maxLimit</i> refer to the <a href="#">VariableCharacteristicsType</a> for the <a href="#">VariableType</a> . Be aware that setting a <a href="#">UpperThreshold</a> to the <i>maxLimit</i> or setting a <a href="#">LowerThreshold</a> to the <i>minLimit</i> will result in a monitor that will never trigger. More information on the reason of rejection can be provided in the optional <i>statusInfo</i> element.
N04.FR.07	When the Charging Station receives a <a href="#">SetVariableMonitoringRequest</a> for a monitor that conflicts with safety requirements.	The Charging Station MAY set the <i>attributeStatus</i> field in the corresponding <a href="#">SetMonitoringResult</a> to: < <a href="#">Rejected</a> .	e.g. when the requested monitoring overrides factory set security monitoring.
N04.FR.08	When the Charging Station was able to set the given <i>value</i> in the <a href="#">SetMonitoringData</a>	The Charging Station SHALL set the <i>attributeStatus</i> field in the corresponding <a href="#">SetMonitoringResult</a> to: <a href="#">Accepted</a> .	Please refer to use case <a href="#">N07 - Alert Event</a> on how to handle the different <a href="#">monitor types</a> .
N04.FR.09		The maximum size and number of items of <i>monitoringData</i> in one <a href="#">SetVariableMonitoringRequest</a> message is determined by the <a href="#">ItemsPerMessageSetVariableMonitoring</a> and <a href="#">BytesPerMessageSetVariableMonitoring</a> Configuration Variables.	
N04.FR.10	When the Charging Station receives a <a href="#">SetVariableMonitoringRequest</a> for a <i>component/variable</i> combination for which a monitor with the same <i>type</i> and <i>severity</i> already exists with a different <i>id</i> .	The Charging Station SHALL set the <i>attributeStatus</i> field in the corresponding <a href="#">SetMonitoringResult</a> to: <a href="#">Duplicate</a> .	There cannot be two monitors of the same type with the same severity on the same variable. E.g. when a component/variable has a monitor with an <a href="#">UpperThreshold</a> at value "67" and severity "4-Error", then there cannot be another <a href="#">UpperThreshold</a> at value "78" with same severity "4-Error" defined.
N04.FR.11	When the Charging Station receives a <a href="#">SetVariableMonitoringRequest</a> without an <i>Id</i> AND N04.FR.08	The Charging Station will generate an <i>Id</i> and return it in the <a href="#">SetVariableMonitoringResponse</a> .	

ID	Precondition	Requirement definition	Note
N04.FR.12	When the Charging Station receives a <a href="#">SetVariableMonitoringRequest</a> with an Id AND A monitor exists matching the given Id AND The given Component/Variable combination corresponds with the existing VariableMonitor.	The Charging Station SHALL replace the monitor.	
N04.FR.13	When the Charging Station receives a <a href="#">SetVariableMonitoringRequest</a> with an Id AND No monitor exists matching the given Id.	The Charging Station SHALL set the attributeStatus field in the corresponding <a href="#">SetMonitoringResult</a> to: <i>Rejected</i> .	
N04.FR.14	When the Charging Station receives a <a href="#">SetVariableMonitoringRequest</a> with type <i>Delta</i> and value contains a negative value.	The Charging Station SHALL set the attributeStatus field in the corresponding <a href="#">SetMonitoringResult</a> to: <i>Rejected</i> .	More information can be provided in the optional <i>statusInfo</i> element.
N04.FR.15	N04.FR.12 AND The replaced VariableMonitor belonged to the 'PreconfiguredMonitors'.	The new VariableMonitor shall be classified as a 'CustomMonitor', until reset by a <a href="#">SetMonitoringBaseRequest</a> .	
N04.FR.16	When the Charging Station receives a <a href="#">SetVariableMonitoringRequest</a> with an Id AND a monitor exists matching the given Id AND the given Component/Variable combination does NOT correspond with the existing VariableMonitor.	The Charging Station SHALL respond with <i>Rejected</i> AND NOT replace the VariableMonitor.	It is not allowed to change Variable or Component of a monitor.
N04.FR.17	When the CSMS sends a <a href="#">SetVariableMonitoringRequest</a> with type <i>Delta</i> for a Variable that is NOT of a numeric type	It is RECOMMENDED to use a <i>value</i> of 1.	<i>value</i> is irrelevant for non-numeric types (e.g. any type except decimal or integer), since the monitor is triggered by every change of the Variable.
N04.FR.18	N04.FR.12 AND The <i>id</i> in the <a href="#">SetVariableMonitoringRequest</a> refers to a <i>HardWiredMonitor</i>	The Charging Station SHALL respond with <i>Rejected</i> AND NOT replace the VariableMonitor.	It is not possible to change a hardwired monitor.
N04.FR.19	The Charging Station has rebooted	The CSMS IS RECOMMENDED to send a <a href="#">GetMonitoringReportRequest</a> message to get a new list of monitors.	Custom monitors are persistent after reboot or firmware update, but IDs may have changed.
N04.FR.20	When the Charging Station receives a <a href="#">SetVariableMonitoringRequest</a> with type <i>Delta</i> and the value is zero.	The Charging Station SHOULD set the attributeStatus field in the corresponding <a href="#">SetMonitoringResult</a> to: <i>Rejected</i> .	N04.FR.14 describes rejecting the negative value. This requirement allows the Charging Station to also reject the value zero.

## N05 - Set Monitoring Level

No.	Type	Description
1	Name	Set Monitoring Level
2	ID	N05
3	Objective(s)	To give the CSMS the ability to request the Charging Station to restrict the reporting of monitoring events by <a href="#">NotifyEventRequest</a> to only those monitors with a severity number lower than or equal to a certain severity.

No.	Type	Description
4	Description	It may be desirable to restrict the reporting of monitoring events, to only those monitors with a severity number lower than or equal to a certain severity. For example when the data-traffic between Charging Station and CSMS needs to be limited for some reason. The CSMS can control which events it will be notified of by the Charging Station with the <a href="#">SetMonitoringLevelRequest</a> message.
	Actors	Charging Station, CSMS, CSO
	Scenario description	<ol style="list-style-type: none"> <li>1. The CSO triggers the CSMS to request a Charging Station to restrict the reporting of monitoring events, by setting a severity level limit.</li> <li>2. The CSMS sends a <a href="#">SetMonitoringLevelRequest</a> to the Charging Station.</li> <li>3. The Charging Station responds with a <a href="#">SetMonitoringLevelResponse</a>.</li> </ol>
5	Prerequisite(s)	Charging Station supports Monitoring
6	Postcondition(s)	The Charging Station restricted the reporting of monitoring events by <a href="#">NotifyEventRequest</a> to only those wanted by the user.
7	Error handling	n/a
8	Remark(s)	n/a

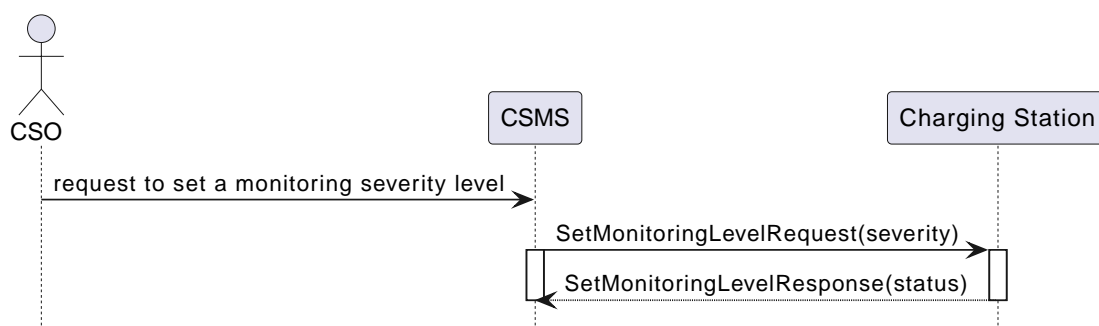


Figure 133. Sequence Diagram: Set Monitoring Level

## N05 - Set Monitoring Level - Requirements

Table 126. N05 - Requirements

ID	Precondition	Requirement definition
N05.FR.01	When the Charging Station accepts a <a href="#">setMonitoringLevelRequest</a>	The Charging Station SHALL send a <a href="#">setMonitoringLevelResponse</a> with <i>Accepted</i> .
N05.FR.02	When the Charging Station receives a <a href="#">setMonitoringLevelRequest</a> for a severity that is out of range	The Charging Station SHALL send a <a href="#">setMonitoringLevelResponse</a> with <i>Rejected</i> .
N05.FR.03	N05.FR.01	The Charging Station SHALL restrict the reporting of monitoring events by <a href="#">NotifyEventRequest</a> to only those monitors with a severity number lower than or equal to the given severity.

## N06 - Clear / Remove Monitoring

No.	Type	Description
1	Name	Clear / Remove Monitoring
2	ID	N06
3	Objective(s)	To give the CSMS the ability to clear / remove monitoring settings.
4	Description	A monitoring setting can be cleared (removed) by sending a <a href="#">ClearVariableMonitoringRequest</a> with the id of the monitoring setting.
	Actors	Charging Station, CSMS, CSO
	Scenario description	<ol style="list-style-type: none"> <li>1. The CSO triggers the CSMS to request clearing/removing one or more variables in a Charging Station.</li> <li>2. The CSMS sends a <a href="#">ClearVariableMonitoringRequest</a> to the Charging Station.</li> <li>3. The Charging Station responds with a <a href="#">ClearVariableMonitoringResponse</a>.</li> </ol>
5	Prerequisite(s)	Charging Station supports Monitoring

No.	Type	Description
6	Postcondition(s)	The Charging Station cleared / removed the requested monitoring settings.
7	Error handling	n/a
8	Remark(s)	n/a

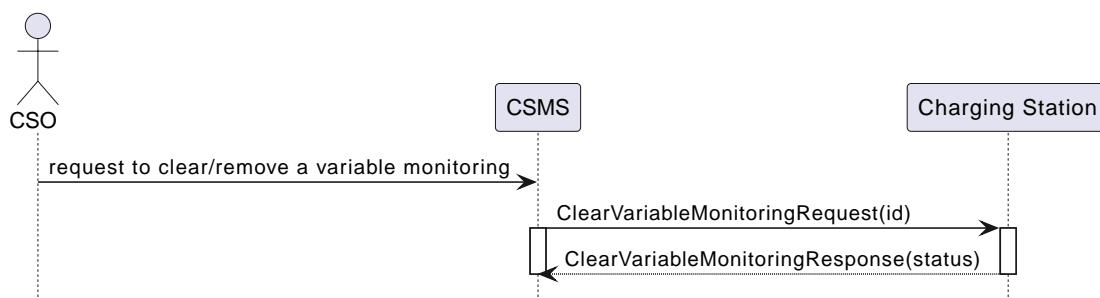


Figure 134. Sequence Diagram: Clear / Remove Monitoring

## N06 - Clear / Remove Monitoring - Requirements

Table 127. N06 - Requirements

ID	Precondition	Requirement definition
N06.FR.01	When the Charging Station accepts a <a href="#">ClearVariableMonitoringRequest</a>	The Charging Station SHALL send a <a href="#">ClearVariableMonitoringResponse</a> with <code>Accepted</code> .
N06.FR.02	When the Charging Station receives a <a href="#">ClearVariableMonitoringRequest</a> with a non-existing <code>id</code>	The Charging Station SHALL send a <a href="#">ClearVariableMonitoringResponse</a> with <code>NotFound</code> .
N06.FR.03	When the Charging Station receives a <a href="#">ClearVariableMonitoringRequest</a> for an <code>id</code> referring to a monitor that cannot be cleared (for example because it is hardcoded).	The Charging Station SHALL send a <a href="#">ClearVariableMonitoringResponse</a> with <code>Rejected</code> .
N06.FR.04		The CSMS SHALL NOT put more <code>id</code> elements in a <a href="#">ClearVariableMonitoringRequest</a> than reported by the Charging Station via: <a href="#">ItemsPerMessageClearVariableMonitoring</a> and <a href="#">BytesPerMessageClearVariableMonitoring</a> .
N06.FR.05		For every <code>id</code> in a <a href="#">ClearVariableMonitoringRequest</a> the Charging Station SHALL add a <code>clearMonitoringResult</code> element to the <a href="#">ClearVariableMonitoringResponse</a> sent to the CSMS.
N06.FR.06	Charging Station receives a <a href="#">ClearVariableMonitoringRequest</a> with more <code>id</code> elements than allowed by <a href="#">ItemsPerMessageClearVariableMonitoring</a>	The Charging Station MAY respond with a <code>CALLERROR(OccurenceConstraintViolation)</code>
N06.FR.07	Charging Station receives a <a href="#">ClearVariableMonitoringRequest</a> with a length of more bytes than allowed by <a href="#">BytesPerMessageClearVariableMonitoring</a>	The Charging Station MAY respond with a <code>CALLERROR(FormatViolation)</code>

## 2.3. Monitoring Events

### N07 - Alert Event

No.	Type	Description
1	Name	Alert Event
2	ID	N07
3	Objective(s)	To give the Charging Station the ability to notify the CSMS about monitoring events.

No.	Type	Description
4	Description	NotifyEventRequest reports every Component/Variable for which a VariableMonitoring setting was triggered. Only the VariableMonitoring settings that are responsible for triggering an event are included.
	Actors	Charging Station, CSMS
	Scenario description	<ol style="list-style-type: none"> <li>1. If a threshold or a delta value has exceeded, the Charging Station sends a <a href="#">NotifyEventRequest</a> to the CSMS.</li> <li>2. The CSMS responds with a <a href="#">NotifyEventResponse</a>.</li> </ol>
5	Prerequisite(s)	The Charging Station has active monitoring settings. The monitoring setting(s) might have been configured explicitly via a SetVariableMonitoring message or it might be "hard-wired" in the Charging Station's firmware.
6	Postcondition(s)	The Charging Station notified the CSMS about the monitoring events.
7	Error handling	n/a
8	Remark(s)	<p>Requirement N07.FR.04 states that events with a severity equal or less than OfflineMonitoringEventQueuingSeverity shall be queued while the charging station is offline, and delivered once online. This implies that events with a severity greater than OfflineMonitoringEventQueuingSeverity will not be sent to CSMS. The result is, that the logical chain of events may be broken when the charging station is back online.</p> <p>For example, a monitoring event for a variable exceeding a threshold occurred while offline and was not sent. Once back online, at some point in time the monitoring event is reported with the variable <i>cleared</i> set to true, but CSMS did not even know that the threshold had been exceeded. CSMS will have to be able to deal with that.</p> <p>This problem can be prevented, while still adhering to the specification, by not simply discarding these monitoring events, but by delaying the evaluation of those monitors that exceed OfflineMonitoringEventQueuingSeverity, until the charging station comes back online. The result is, that when the charging station is back online, CSMS will get the monitoring events that apply to the current situation, and it is fully up-to-date regarding the monitors. Only those monitoring events that were triggered &amp; cleared during the offline period will remain invisible to CSMS.</p>

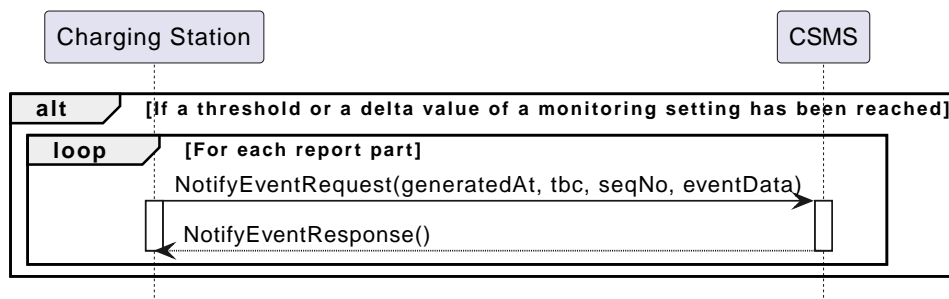


Figure 135. Sequence Diagram: Alert Event

## N07 - Alert Event - Requirements

Table 128. N07 - Requirements

ID	Precondition	Requirement definition	Note
N07.FR.02	When a monitored value returns to within the set <i>UpperThreshold</i> or <i>LowerThreshold</i>	The Charging Station SHALL send a <a href="#">NotifyEventRequest</a> with an <a href="#">eventData</a> with the attribute <i>cleared</i> is true.	
N07.FR.03	When the CSMS receives an <a href="#">NotifyEventRequest</a>	The CSMS SHALL respond with an empty <a href="#">NotifyEventResponse</a> .	
N07.FR.04	When a monitor is triggered AND The severity number of the monitor is equal to or lower than the severity number set in the Configuration Variable <a href="#">OfflineMonitoringEventQueuingSeverity</a> AND The Charging Station is <i>offline</i>	The Charging Station SHALL queue this <a href="#">NotifyEventRequest</a> and deliver it when it is back online.	

ID	Precondition	Requirement definition	Note
N07.FR.05	When a monitor is triggered AND another event caused this event	The Charging Station MAY include the <i>eventId</i> of the other event in the <i>cause</i> field of the <i>eventData</i> element in the <i>NotifyEventRequest</i> message.	
N07.FR.06	When a monitor is triggered	An <i>eventData</i> element in a <i>NotifyEventRequest</i> SHALL contain the <i>Component</i> , <i>Variable</i> and <i>variableMonitoringId</i> that caused the event.	
N07.FR.07	When a monitor is triggered	The Charging Station SHALL set the <i>seqNo</i> of the first <i>NotifyEventRequest</i> sent for this event to 0.	
N07.FR.10	When a monitor is triggered AND A <i>variableMonitoring</i> setting has been set on a write-only variable.	The <i>actualField</i> of the <i>NotifyEventRequest</i> SHALL be empty.	
N07.FR.11	When modifying a set <i>UpperThreshold</i> or <i>LowerThreshold</i> <i>VariableMonitor</i> .	The Charging Station SHALL check if the new threshold clears the old threshold OR if the new threshold is exceeded by the monitored value.	
N07.FR.12	When removing a set <i>UpperThreshold</i> or <i>LowerThreshold</i> <i>VariableMonitor</i> AND the threshold was exceeded.	The Charging Station SHALL NOT send a <i>NotifyEventRequest</i> with an <i>eventData</i> with the attribute <i>cleared</i> is true.	
N07.FR.13		A <i>VariableMonitoring</i> needs to be stored persistently across reboots.	
N07.FR.14	When a <i>variableMonitoring</i> setting of type <i>UpperThreshold</i> or <i>LowerThreshold</i> has been triggered AND after a reboot occurred the monitored value returned within the configured threshold.	The Charging Station SHALL send a <i>NotifyEventRequest</i> with an <i>eventData</i> with the attribute <i>cleared</i> is true.	
N07.FR.15	When a monitor is triggered AND The <i>severity</i> of the monitor is greater than the monitoring severity level set in a <i>SetMonitoringLevelRequest</i> by the CSMS (see use case N05 - Set Monitoring Level)	The Charging Station SHALL NOT send a <i>NotifyEventRequest</i> for the triggered monitor.	
N07.FR.16	When there is a monitor with type <i>UpperThreshold</i> on a <i>Component/Variable</i> combination AND the <i>Actual</i> value ( <i>attributeType Actual</i> ) of the <i>Variable</i> exceeds <i>value</i>	The Charging Station SHALL send a <i>NotifyEventRequest</i> with <i>trigger Alerting</i> for the triggered monitor.	Notification is sent when exceeding the threshold, not on the threshold.
N07.FR.17	When there is a monitor with type <i>LowerThreshold</i> on a <i>Component/Variable</i> combination AND the <i>Actual</i> value ( <i>attributeType Actual</i> ) of the <i>Variable</i> drops below <i>value</i>	The Charging Station SHALL send a <i>NotifyEventRequest</i> with <i>trigger Alerting</i> for the triggered monitor.	Notification is sent when dropping below the threshold, not on the threshold.
N07.FR.18	When there is a monitor with type <i>Delta</i> on a <i>Component/Variable</i> combination AND the <i>Variable</i> is of a numeric type AND the <i>Actual</i> value ( <i>attributeType Actual</i> ) of the <i>Variable</i> has changed more than plus or minus <i>value</i> since the time that this monitor was set or since the last time this event notice was sent, whichever was last,	The Charging Station SHALL send a <i>NotifyEventRequest</i> with <i>trigger Delta</i> for the triggered monitor.	

ID	Precondition	Requirement definition	Note
N07.FR.19	When there is a monitor with type <b>Delta</b> on a Component/Variable combination AND the Variable is NOT of a numeric type AND the Actual value ( <i>attributeType`Actual`</i> ) of the Variable has changed since the time that this monitor was set or since the last time this event notice was sent, whichever was last, (Note: For variables that are not numeric, like boolean, string or enumerations, a monitor of type <b>Delta</b> will trigger an event notice whenever the variable changes, regardless of the value of <i>value</i> )	The Charging Station SHALL send a <b>NotifyEventRequest</b> with <i>trigger Delta</i> for the triggered monitor.	

## N08 - Periodic Event

No.	Type	Description
1	Name	Periodic Event
2	ID	N08
3	Objective(s)	To give the Charging Station the ability to notify the CSMS periodically about monitoring events.
4	Description	NotifyEventRequest reports every Component/Variable for which a VariableMonitoring setting was triggered. Only the VariableMonitoring settings that are responsible for triggering an event are included.
	Actors	Charging Station, CSMS
	Scenario description	<ol style="list-style-type: none"> <li>If a periodic value has exceeded, the Charging Station sends a <b>NotifyEventRequest</b> with trigger <i>periodic</i> to the CSMS.</li> <li>The CSMS responds with a <b>NotifyEventResponse</b>.</li> </ol>
5	Prerequisite(s)	The Charging Station has active monitoring settings. The monitoring setting(s) might have been configured explicitly via a <b>SetVariableMonitoring</b> message or it might be "hard-wired" in the Charging Station's firmware.
6	Postcondition(s)	The Charging Station notified the CSMS about the monitoring events.
7	Error handling	n/a
8	Remark(s)	n/a

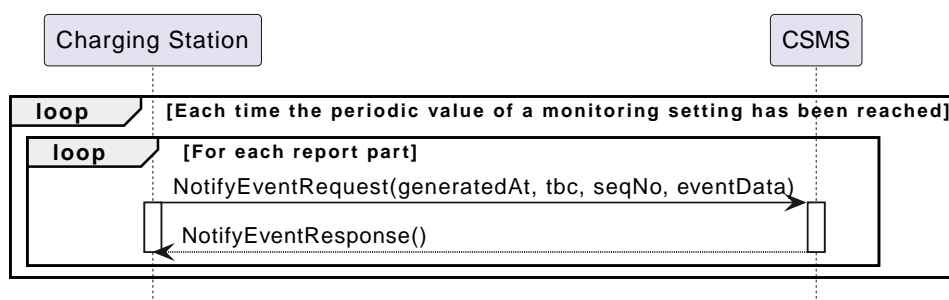


Figure 136. Sequence Diagram: Periodic Event

## N08 - Periodic Event - Requirements

Table 129. N08 - Requirements

ID	Precondition	Requirement definition
N08.FR.02	When the CSMS receives an <b>NotifyEventRequest</b>	The CSMS SHALL respond with an empty <b>NotifyEventResponse</b> .

ID	Precondition	Requirement definition
N08.FR.03	N08.FR.06 OR N08.FR.07 AND The severity number of the monitor is equal to or lower than the severity number set in the Configuration Variable <code>OfflineMonitoringEventQueueingSeverity</code> AND The Charging Station is <i>offline</i>	The Charging Station SHALL queue this <code>NotifyEventRequest</code> and deliver it when it is back online.
N08.FR.04	N08.FR.06 OR N08.FR.07 AND This <code>NotifyEventRequest</code> is the first or only report part.	The Charging Station SHALL set <i>seqNo</i> to 0.
N08.FR.05	N08.FR.06 OR N08.FR.07 AND When the variable <code>Monitoring</code> setting which triggered the event is either of type <code>Periodic</code> or <code>PeriodicClockAligned</code>	The Charging Station SHALL set <i>trigger</i> to <code>Periodic</code> .
N08.FR.06	When there is a monitor with type <code>Periodic</code> on a Component/Variable combination AND the number of seconds specified in <i>value</i> have passed (starting from the time that this monitor was set or triggered)	The Charging Station SHALL send a <code>NotifyEventRequest</code> with <i>trigger</i> <code>Periodic</code> for the triggered monitor.
N08.FR.07	When there is a monitor with type <code>PeriodicClockAligned</code> on a Component/Variable combination AND the number of seconds specified by <i>value</i> , starting from the nearest clock-aligned interval after this monitor was set, have passed (For example, a <i>value</i> of 900 will trigger event notices at 0, 15, 30 and 45 minutes after the hour, every hour)	The Charging Station SHALL send a <code>NotifyEventRequest</code> with <i>trigger</i> <code>Periodic</code> for the triggered monitor.

## 2.4. Customer Information

### N09 - Get Customer Information

No.	Type	Description
1	Name	Get Customer Information
2	ID	N09
3	Objective(s)	To enable the CSMS to retrieve raw customer information from a Charging Station.
4	Description	The CSMS sends a message to the Charging Station to retrieve raw customer information, for example to be compliant with local privacy laws. The Charging Station notifies the CSMS by sending one or more reports.
	Actors	Charging Station, CSMS
	Scenario description	<ol style="list-style-type: none"> <li>1. The CSMS sends a <a href="#">CustomerInformationRequest</a> with the report flag set to <i>true</i> to the Charging Station with a reference to a customer (<i>idToken</i>, <i>customerCertificate</i> or <i>customerIdentifier</i>).</li> <li>2. The Charging Station responds with <a href="#">CustomerInformationResponse</a>, indicating whether it will send it or not.</li> <li>3. The Charging Station sends one or more <a href="#">NotifyCustomerInformationRequest</a> messages to the CSMS.</li> <li>4. The CSMS responds with one or more <a href="#">NotifyCustomerInformationResponse</a> messages to the Charging Station.</li> </ol>
5	Prerequisite(s)	n/a
6	Postcondition(s)	The CSMS has <i>Successfully</i> received a <a href="#">CustomerInformationResponse</a> message with status <i>Accepted</i> AND has <i>Successfully</i> received the requested data.
7	Error handling	n/a
8	Remark(s)	The fact that <i>customerCertificate</i> can be supplied to <a href="#">CustomerInformationRequest</a> does not imply that there is a requirement to store plug-and-charge contract certificates on a charging station.

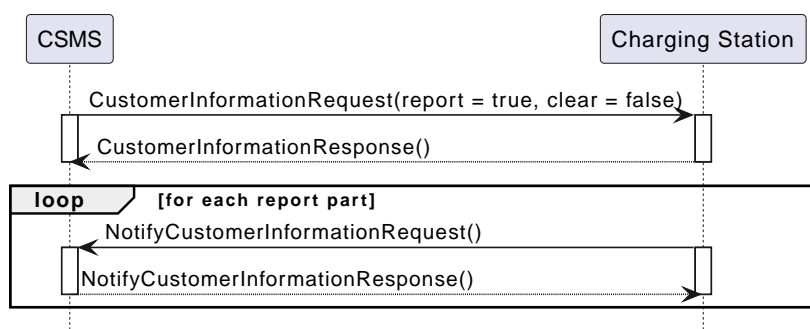


Figure 137. Sequence Diagram: Get Customer Information

## N09 - Get Customer Information - Requirements

Table 130. N09 - Requirements

ID	Precondition	Requirement definition	Note
N09.FR.01	When the CSMS wants to retrieve CustomerInformation from the Charging Station.	The report flag in the <a href="#">CustomerInformationRequest</a> SHALL be set to <i>true</i> .	
N09.FR.02	When the Charging Station receives a <a href="#">CustomerInformationRequest</a> AND it is in a state where it can process this request.	the Charging Station SHALL respond with a <a href="#">CustomerInformationResponse</a> message with status <i>Accepted</i> .	
N09.FR.03	When the Charging Station is in a state where it cannot process this request.	On receipt of the <a href="#">CustomerInformationRequest</a> the Charging Station SHALL respond with a <a href="#">CustomerInformationResponse</a> with status <i>Rejected</i> .	
N09.FR.04		The CSMS SHALL include a reference to a customer by including either an <a href="#">idToken</a> , <a href="#">customerCertificate</a> or <a href="#">customerIdentifier</a> in the <a href="#">CustomerInformationRequest</a> .	
N09.FR.05	N09.FR.02 AND the Charging Station has information stored about the customer referred to by the customer identifier	The Charging Station SHALL send the requested information via one or more <a href="#">NotifyCustomerInformationRequest</a> messages to the CSMS.	
N09.FR.06	N09.FR.02 AND the Charging Station has no information stored about the customer referred to by the customer identifier.	The Charging Station SHALL send one <a href="#">NotifyCustomerInformationRequest</a> message to the CSMS with the data field set to an empty string.	
N09.FR.07	When receiving a <a href="#">CustomerInformationRequest</a> with both the report flag as well as the clear flag are set to <i>false</i>	It is RECOMMENDED to respond with status a <a href="#">CustomerInformationResponse</a> message with status <i>Rejected</i> .	
N09.FR.08	When requesting user information according to the <a href="#">customerCertificate</a>	The CSMS SHALL use the <i>hashAlgorithm</i> , which was used to install the certificate.	When a new firmware is installed it is RECOMMENDED that the CSMS requests the certificate first using <a href="#">GetInstalledCertificateIdsRequest</a> to be sure of the used <i>hashAlgorithm</i> .
N09.FR.09	When <a href="#">CustomerInformationRequest</a> contains none of <a href="#">idToken</a> , <a href="#">customerCertificate</a> or <a href="#">customerIdentifier</a> OR <a href="#">CustomerInformationRequest</a> contains more than one of <a href="#">idToken</a> , <a href="#">customerCertificate</a> or <a href="#">customerIdentifier</a>	Charging Station SHALL respond with <i>status = Invalid</i>	Only one value for either <a href="#">idToken</a> , <a href="#">customerCertificate</a> or <a href="#">customerIdentifier</a> may be provided. Charging Station counterpart requirement of N09.FR.04.

## N10 - Clear Customer Information

No.	Type	Description
1	Name	Clear Customer Information
2	ID	N10
3	Objective(s)	To enable the CSMS to clear (and retrieve) raw customer information from a Charging Station.
4	Description	The CSMS sends a message to the Charging Station to clear (and retrieve) raw customer information, for example to be compliant with local privacy laws. The Charging Station notifies the CSMS by sending one or more reports.
	Actors	Charging Station, CSMS

No.	Type	Description
	Scenario description	<ol style="list-style-type: none"> <li>1. The CSMS sends <a href="#">CustomerInformationRequest</a> with the clear flag set to <i>true</i> to the Charging Station with a reference to a customer (<i>idToken</i>, <i>customerCertificate</i> or <i>customerIdentifier</i>).</li> <li>2. The Charging Station responds with <a href="#">CustomerInformationResponse</a>, indicating whether it will send it or not.</li> <li>3. If the report flag is set to <i>true</i>, the Charging Station sends one or more <a href="#">NotifyCustomerInformationRequest</a> messages to the CSMS.</li> <li>4. The CSMS responds with one or more <a href="#">NotifyCustomerInformationResponse</a> messages to the Charging Station.</li> </ol>
5	Prerequisite(s)	n/a
6	Postcondition(s)	The CSMS has <i>Successfully</i> received a <a href="#">CustomerInformationResponse</a> message with status <i>Accepted</i> , the Charging Station has removed the customer information as requested and (if report flag was set to <i>true</i> ) the CSMS has <i>Successfully</i> received the removed data.
7	Error handling	n/a
8	Remark(s)	n/a

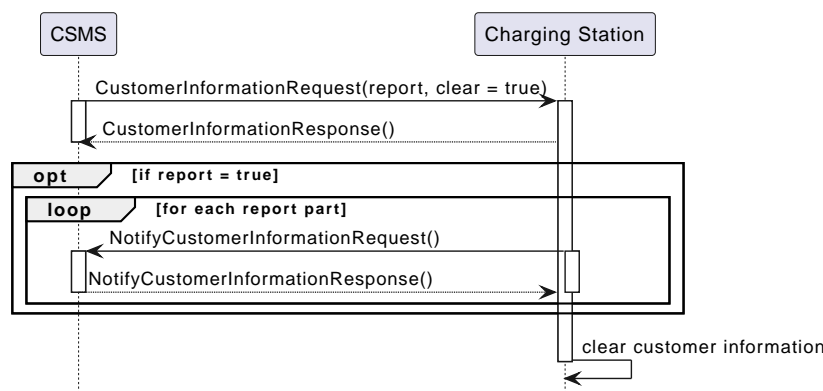


Figure 138. Sequence Diagram: Clear Customer Information

## N10 - Clear Customer Information - Requirements

Table 131. N10 - Requirements

ID	Precondition	Requirement definition	Note
N10.FR.01	When the Charging Station receives a <a href="#">CustomerInformationRequest</a> AND it is in a state where it can process this request.	the Charging Station SHALL respond with a <a href="#">CustomerInformationResponse</a> message with status <i>Accepted</i> .	
N10.FR.02	When the Customer referred to by the customer identifier is present in the <a href="#">Local Authorization List</a> of a Charging Station	The CSMS SHALL update the <a href="#">Local Authorization List</a> using the <a href="#">SendLocalListRequest</a> (see <a href="#">D01 - Send Local Authorization List</a> ).	To prevent problems with <a href="#">Local Authorization List</a> versions.
N10.FR.03	N10.FR.01 AND receiving a <a href="#">CustomerInformationRequest</a> with the clear flag set to <i>true</i> and the report flag set to <i>true</i> AND the Charging Station has information stored about the customer referred to by the customer identifier.	The Charging Station SHALL remove all customer related data for the Customer referred to by the customer identifier from the Charging Station, except from the <a href="#">LocalList</a> AND the Charging Station SHALL send the cleared information via one or more <a href="#">NotifyCustomerInformationRequest</a> messages to the CSMS.	To prevent problems with <a href="#">LocalList</a> versions only the CSMS can change the contents of the <a href="#">LocalList</a> .
N10.FR.04	N10.FR.01 AND receiving a <a href="#">CustomerInformationRequest</a> with the clear flag set to <i>true</i> and the report flag set to <i>true</i> AND the Charging Station has no information stored about the customer referred to by the customer identifier.	The Charging Station SHALL send one <a href="#">NotifyCustomerInformationRequest</a> message to the CSMS indicating that no data was found.	

ID	Precondition	Requirement definition	Note
N10.FR.05	When the Charging Station receives a <a href="#">CustomerInformationRequest</a> and is in a state where it cannot process this request.	The Charging Station SHALL respond with a <a href="#">CustomerInformationResponse</a> with status <i>Rejected</i>	
N10.FR.06	N10.FR.01 AND receiving a <a href="#">CustomerInformationRequest</a> with the clear flag set to <i>true</i> , the report flag set to <i>false</i>	The Charging Station SHALL remove all customer related data for the Customer referred to by the customer identifier from the Charging Station, except from the LocalList AND the Charging Station SHALL send one <a href="#">NotifyCustomerInformationRequest</a> message to the CSMS indicating that the data was cleared.	To prevent problems with LocalList versions only the CSMS can change the contents of the LocalList.
N10.FR.07	When receiving a <a href="#">CustomerInformationRequest</a> with both the report flag as well as the clear flag are set to <i>false</i>	It is RECOMMENDED to respond with a <a href="#">CustomerInformationResponse</a> message with status <i>Rejected</i> .	
N10.FR.08		The CSMS SHALL include a reference to a customer by including either an <a href="#">idToken</a> , <a href="#">customerCertificate</a> or <a href="#">customerIdentifier</a> in the <a href="#">CustomerInformationRequest</a> .	
N10.FR.09	When clearing user information according to the <i>customerCertificate</i>	The CSMS SHALL use the <i>hashAlgorithm</i> , which was used to install the certificate.	When a new firmware is installed it is RECOMMENDED that the CSMS requests the certificate first using <a href="#">GetInstalledCertificateIds</a> <a href="#">Request</a> to be sure of the used <i>hashAlgorithm</i> .

# O. Display Message

---

# Chapter 1. Introduction

With the DisplayMessage feature, OCPP enables a CSO to display a message or a cycle of messages on a Charging Station, that is not part of the firmware of the Charging Station. The CSO gets control over these messages: the CSO can set, retrieve (get), replace and clear messages.

Every message can be configured in different languages and different message formats. See [DisplayMessageSupportedFormats](#). So the Charging Station can select the correct format/language when it needs to display a message to a user. Every message the CSO sends to the Charging Station has some parameters to control when and how a message is shown: priority, state, start/end time etc. See [DisplayMessageSupportedPriorities](#).

**NOTE**

It is not possible to retrieve/modify messages not configured via SetDisplayMessageRequest. (In other words: Message coded in the firmware of a Charging Station cannot be modified.)

## Chapter 2. Use cases & Requirements

### 001 - Set DisplayMessage

No.	Type	Description
1	Name	Set DisplayMessage
2	ID	001
3	Objective(s)	To enable a CSO to display additional messages on a Charging Station that are not part of the firmware.
4	Description	This use case describes how a CSO can set a message to be displayed on a Charging Station. Depending on the given parameters the message shall be displayed a certain way and at a certain moment on the Charging Station.
	Actors	CSO, CSMS, Charging Station
	Scenario description	<ol style="list-style-type: none"> <li>1. The CSO configures the CSMS to send a request to set a new message.</li> <li>2. The CSMS sends a <a href="#">SetDisplayMessageRequest</a> message to the Charging Station.</li> <li>3. The Charging Station accepts the request by sending a <a href="#">SetDisplayMessageResponse</a> message to the CSMS.</li> <li>4. The Charging Station shows the new message on the display at the configured moment.</li> </ol>
	Alternative scenario(s)	<a href="#">002 - Set DisplayMessage for Transaction</a> <a href="#">006 - Replace DisplayMessage</a>
5	Prerequisites	No messages configured with the same IDs.
6	Postcondition(s)	The new message will be displayed on the Charging Station (time, duration and position depending on configuration)
7	Error Handling	n/a
8	Remarks	The maximum number of messages that can be stored in a Charging Station can be read by the CSMS in the Configuration Variable: <a href="#">NumberOfDisplayMessages.maxLimit</a> .

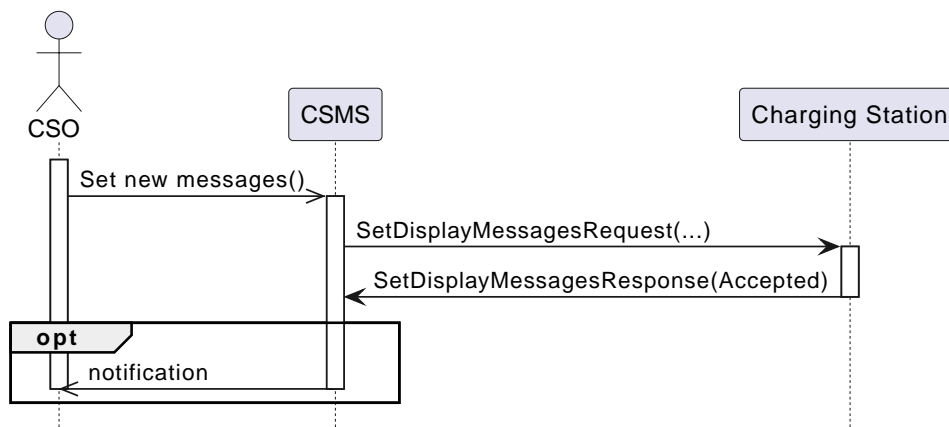


Figure 139. Set DisplayMessage sequence diagram

### 001 - Set DisplayMessage - Requirements

Table 132. 001 - Requirements

ID	Precondition	Requirement definition
001.FR.01	When the Charging Station receives a <a href="#">MessageInfoType</a> object via a <a href="#">SetDisplayMessageRequest</a> and the <i>priority</i> of the message is not supported by the Charging Station	The Charging Station SHALL send a <a href="#">SetDisplayMessageResponse</a> with status: <a href="#">NotSupportedPriority</a> . (See configuration variable <a href="#">DisplayMessageSupportedPriorities</a> for supported priorities).
001.FR.02	When the Charging Station receives a <a href="#">MessageInfoType</a> object via a <a href="#">SetDisplayMessageRequest</a> and the <i>state</i> of the message is not supported by the Charging Station	The Charging Station SHALL send a <a href="#">SetDisplayMessageResponse</a> with status: <a href="#">NotSupportedState</a> . (See configuration variable <a href="#">DisplayMessageSupportedStates</a> for supported states).

ID	Precondition	Requirement definition
001.FR.03	When the Charging Station receives a <a href="#">MessageInfoType</a> object via a <a href="#">SetDisplayMessageRequest</a> and the <i>format</i> of the message is not supported by the Charging Station	The Charging Station SHALL send a <a href="#">SetDisplayMessageResponse</a> with status: <code>NotSupportedMessageFormat</code> . (See configuration variable <a href="#">DisplayMessageSupportedFormats</a> for supported formats).
001.FR.04		When a CSMS sends a message to a Charging Station that does not belong to a transaction, the field: <i>transactionId</i> in the <i>message</i> field SHALL be omitted.
001.FR.05		The CSMS MAY include a <i>startTime</i> and <i>endTime</i> when setting a message.
001.FR.06	001.FR.05	The Charging Station SHALL NOT display the DisplayMessage message before the <i>startTime</i> .
001.FR.07	001.FR.05	The Charging Station SHALL remove a DisplayMessage message after the <i>endTime</i> .
001.FR.08	When the Charging Station knows the language preferences of the EV Driver	The Charging Station SHALL display the DisplayMessage message in the preferred language, if available.
001.FR.09	001.FR.08	When no matching language is available, it is RECOMMENDED to show a DisplayMessage message in English as fall-back, if available.
001.FR.10		The Charging Station SHALL store the messages in persistent storage, so they survive a power cycle/reboot of the Charging Station.
001.FR.11	When the Charging Station receives a <a href="#">SetDisplayMessageRequest</a> and the total number of messages after having handled this request will exceed <a href="#">NumberOfDisplayMessages.maxLimit</a> .	The Charging Station SHALL respond with status: <code>Rejected</code> .
001.FR.12	When the Charging Station receives a <a href="#">SetDisplayMessageRequest</a> and the <i>priority</i> of the message is <code>NormalCycle</code>	The Charging Station SHALL show this message at the configured moment in the normal cycle of messages.
001.FR.13	When the Charging Station receives a <a href="#">SetDisplayMessageRequest</a> and the <i>priority</i> of the message is <code>InFront</code>	The Charging Station SHALL show this message at the configured moment, regardless of the normal cycle of messages.
001.FR.14	When multiple messages with <i>priority InFront</i> are configured to be shown at the same time	The Charging Station SHALL cycle these messages.
001.FR.15	When the Charging Station receives a <a href="#">SetDisplayMessageRequest</a> and the <i>priority</i> of the message is <code>AlwaysFront</code>	The Charging Station SHALL show this message at the configured moment, regardless of other installed messages. Hence, it shall not cycle it with other messages and the Charging Station's own messages shall not override this message.
001.FR.16	001.FR.15 AND Another message with <i>priority AlwaysFront</i> is already set	The Charging Station SHALL replace the old message with the newly set message.
001.FR.17		Language SHALL be specified as RFC-5646 tags, see: <a href="#">[RFC5646]</a> , example: US English is: "en-US"
<i>Multiple Display support</i>		
001.FR.20	When Charging Station has multiple displays AND Charging Station receives a <a href="#">SetDisplayMessageRequest</a> without a <i>display</i> element in its <a href="#">MessageInfoType</a>	Charging Station SHOULD use the message for the main display(s)
001.FR.21	When receiving a <a href="#">GetBaseReportRequest</a> AND Charging Station has one or more displays	Charging Station SHOULD include in the report a Display component for every display it contains.
001.FR.22	When Charging Station receives a <a href="#">SetDisplayMessageRequest</a> with Display element referencing an unknown Display in its <a href="#">MessageInfoType</a>	Charging Station SHOULD respond with a <a href="#">SetDisplayMessageResponse</a> with <i>status</i> = <code>Rejected</code> .
001.FR.23	When Charging Station receives a <a href="#">SetDisplayMessageRequest</a> with Display element referencing a known Display in its <a href="#">MessageInfoType</a>	Charging Station SHOULD use the message only for the specified display.

## 002 - Set DisplayMessage for Transaction

No.	Type	Description
1	Name	Set DisplayMessage for Transaction
2	ID	002
	Parent use case	<a href="#">001 - Set DisplayMessage</a>
3	Objective(s)	To enable a CSO to display messages during an ongoing transaction on a Charging Station that are not build in to the firmware.
4	Description	This use case describes how a CSO can set a message to be displayed on a Charging Station for a specific transaction. Depending on the given parameters the message shall be displayed a certain way on the Charging Station.
	Actors	CSO, CSMS, Charging Station
	Scenario description	<ol style="list-style-type: none"> <li>1. The CSO configures the CSMS to send a request to show a new message during a given transaction.</li> <li>2. The CSMS sends a <a href="#">SetDisplayMessageRequest</a> message with the transactionId to the Charging Station.</li> <li>3. The Charging Station accepts the request by sending a <a href="#">SetDisplayMessageResponse</a> message to the CSMS.</li> <li>4. The Charging Station shows the new message on the display while the transaction is ongoing.</li> </ol>
	Alternative scenario(s)	<a href="#">001 - Set MessageMessage</a> <a href="#">006 - Replace MessageMessage</a>
5	Prerequisites	No messages configured with the same IDs.
6	Postcondition(s)	The new message will be displayed on the Charging Station while the transaction is ongoing (time, duration and position depend on configuration)
7	Error Handling	n/a
8	Remarks	The maximum number of messages that can be stored in a Charging Station can be read by the CSMS in the Configuration Variable: <a href="#">NumberOfDisplayMessages.maxLimit</a> .

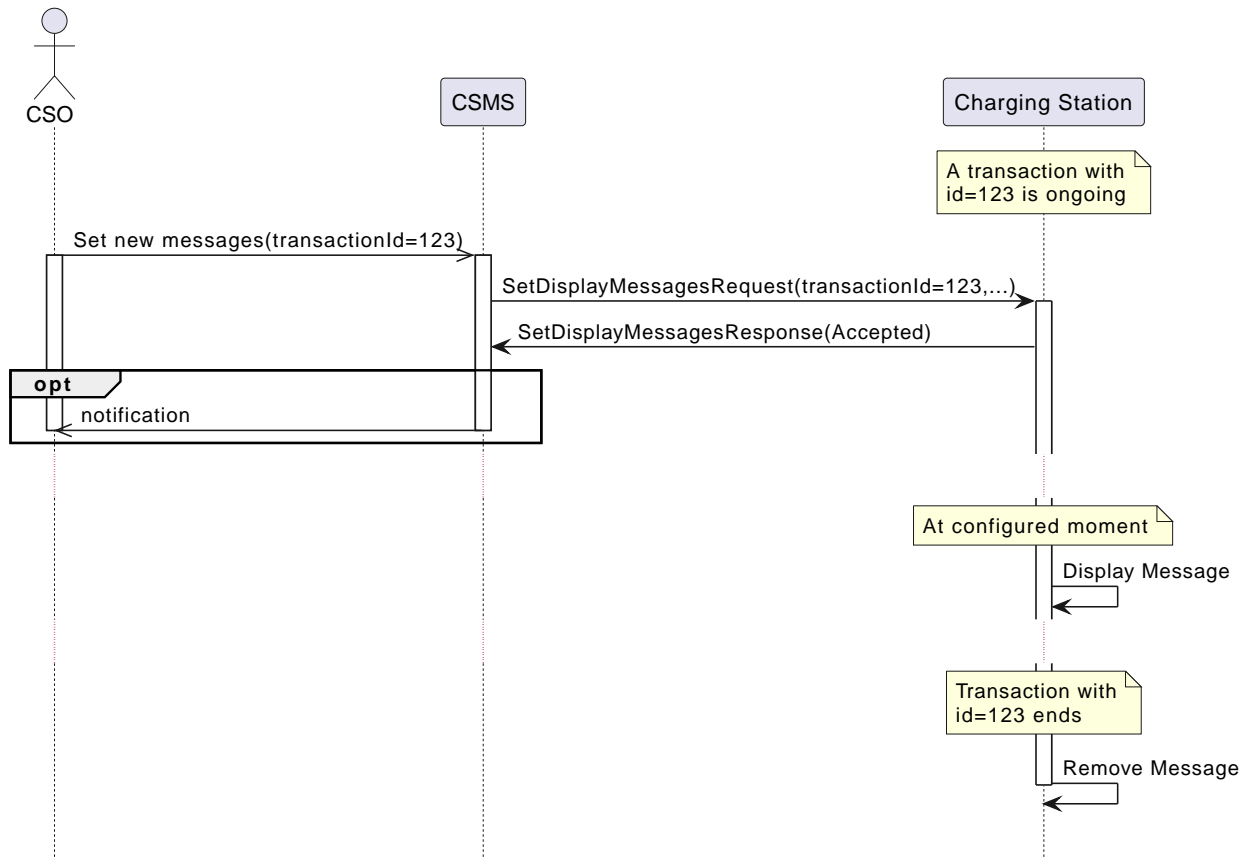


Figure 140. Set DisplayMessage for transaction sequence diagram

## 002 - Set DisplayMessage for Transaction - Requirements

Table 133. 002 - Requirements

ID	Precondition	Requirement definition
002.FR.01	When the Charging Station receives a <a href="#">Message</a> object via a <a href="#">SetDisplayMessageRequest</a> and the <b>transactionId</b> of the message is not known by the Charging Station	The Charging Station SHALL send a <a href="#">SetDisplayMessageResponse</a> with status: <code>UnknownTransaction</code> .
002.FR.02	When the transaction with the given <b>transactionId</b> ends	The Charging Station SHALL remove the message from the list of messages.
002.FR.03	When the Charging Station receives a <a href="#">MessageInfo</a> object via a <a href="#">SetDisplayMessageRequest</a> and the <i>priority</i> of the message is not supported by the Charging Station	The Charging Station SHALL send a <a href="#">SetDisplayMessageResponse</a> with status: <code>NotSupportedPriority</code> .
002.FR.04	When the Charging Station receives a <a href="#">MessageInfo</a> object via a <a href="#">SetDisplayMessageRequest</a> and the <i>state</i> of the message is not supported by the Charging Station	The Charging Station SHALL send a <a href="#">SetDisplayMessageResponse</a> with status: <code>NotSupportedState</code> .
002.FR.05	When the Charging Station receives a <a href="#">MessageInfo</a> object via a <a href="#">SetDisplayMessageRequest</a> and the <i>format</i> of the message is not supported by the Charging Station	The Charging Station SHALL send a <a href="#">SetDisplayMessageResponse</a> with status: <code>NotSupportedMessageFormat</code> .
002.FR.06		The Charging Station SHALL NOT display the DisplayMessage message before the <i>startTime</i> .
002.FR.07		The Charging Station SHALL remove a DisplayMessage message after the <i>endTime</i> .
002.FR.08	When the Charging Station knows the language preferences of the EV Driver	The Charging Station SHALL display the DisplayMessage message in the preferred language, if available.
002.FR.09	002.FR.08	When no matching language is available, it is RECOMMENDED to show a DisplayMessage message in English as fall-back, if available.
002.FR.10		The Charging Station SHALL store the messages in persistent storage, so they survive a power cycle/reboot of the Charging Station.
002.FR.11	When the Charging Station receives a <a href="#">SetDisplayMessageRequest</a> and the total number of messages after having handled this request will exceed <a href="#">NumberOfDisplayMessages.maxLimit</a> .	The Charging Station SHALL respond with status: <code>Rejected</code> .
002.FR.12		Language SHALL be specified as RFC-5646 tags, see: <a href="#">[RFC5646]</a> , example: US English is: "en-US"
002.FR.14	When the Charging Station receives a <a href="#">SetDisplayMessageRequest</a> and the <i>priority</i> of the message is <code>NormalCycle</code>	The Charging Station SHALL show this message in the normal cycle of messages.
002.FR.15	When the Charging Station receives a <a href="#">SetDisplayMessageRequest</a> and the <i>priority</i> of the message is <code>InFront</code>	The Charging Station SHALL show this message at the configured moment, regardless of the normal cycle of messages.
002.FR.16	When multiple messages with <i>priority</i> <code>InFront</code> are configured to be shown at the same time	The Charging Station SHALL cycle these messages.
002.FR.17	When the Charging Station receives a <a href="#">SetDisplayMessageRequest</a> and the <i>priority</i> of the message is <code>AlwaysFront</code>	The Charging Station SHALL show this message at the configured moment, regardless of other installed messaged. Hence, it shall not cycle it with other messages and the Charging Station's own message shall not override this message.
002.FR.18	002.FR.17 AND Another message with <i>priority</i> <code>AlwaysFront</code> is already set	The Charging Station SHALL replace the old message with the newly set message.

## 003 - Get All DisplayMessages

No.	Type	Description
1	Name	Get All DisplayMessages
2	ID	003
3	Objective(s)	Enable a CSO to retrieve all messages currently configured in a Charging Station.
4	Description	This use case describes how a CSO can request all the installed DisplayMessages configured via OCPP in a Charging Station. The Charging Station can remove messages when they are out-dated, or transactions have ended. It can be very useful for a CSO to be able to view the current list of messages, so the CSO knows which messages are (still) configured.
	Actors	CSO, CSMS, Charging Station
	Scenario description	<ol style="list-style-type: none"> <li>1. The CSO asks the CSMS to retrieve all messages.</li> <li>2. The CSMS sends a <a href="#">GetDisplayMessagesRequest</a> message to the Charging Station.</li> <li>3. The Charging Station responds with a <a href="#">GetDisplayMessagesResponse Accepted</a>, indicating it has configured messages and will send them.</li> <li>4. The Charging Station sends one or more <a href="#">NotifyDisplayMessagesRequest</a> messages to the CSMS (depending on the amount of messages to be sent).</li> <li>5. The CSMS responds to every notify with a <a href="#">NotifyDisplayMessagesResponse</a> message.</li> </ol>
5	Prerequisites	There is at least one message configured in the Charging Station
6	Postcondition(s)	n/a
7	Error Handling	n/a
8	Remarks	Only messages configured via OCPP can be retrieved via a <a href="#">GetDisplayMessagesRequest</a> .

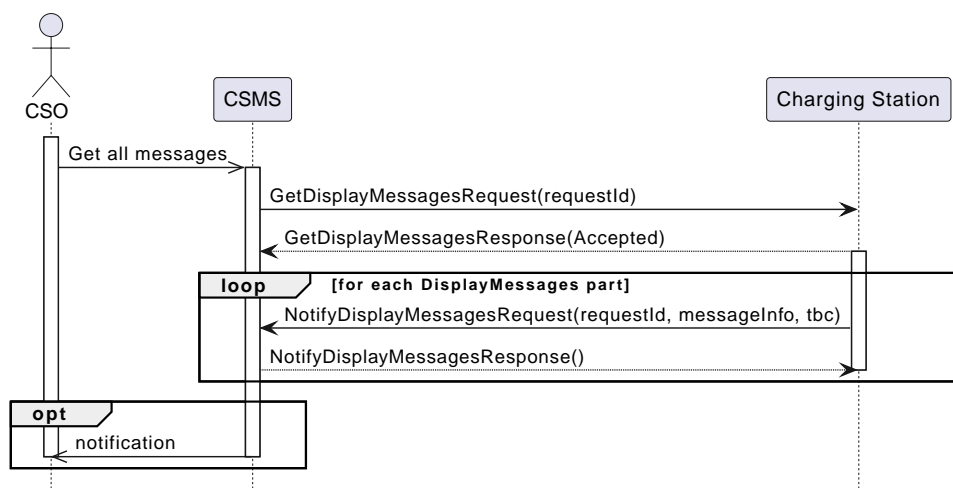


Figure 141. Get All DisplayMessages sequence diagram

## 003 - Get All DisplayMessages - Requirements

Table 134. 003 - Requirements

ID	Precondition	Requirement definition
003.FR.01	When all fields except <i>requestId</i> in a <a href="#">GetDisplayMessagesRequest</a> are omitted AND at least one display message is configured.	The Charging Station SHALL respond with <i>Accepted</i> .
003.FR.02	003.FR.01	The Charging Station SHALL send all configured DisplayMessages via <a href="#">NotifyDisplayMessagesRequest</a> .
003.FR.03	003.FR.02 AND There are more DisplayMessages than the Charging Station can send in 1 <a href="#">NotifyDisplayMessagesRequest</a>	The Charging Station SHALL split the DisplayMessages over multiple <a href="#">NotifyDisplayMessagesRequest</a> messages.
003.FR.04	003.FR.03	The Charging Station SHALL set the <i>tbc</i> field is <i>true</i> in every <a href="#">NotifyDisplayMessagesRequest</a> messages, except the last.

ID	Precondition	Requirement definition
O03.FR.05	O03.FR.04	The Charging Station SHALL set the <i>requestId</i> field to the same value as the <i>requestId</i> in the <a href="#">GetDisplayMessagesRequest</a> .
O03.FR.06	When NO DisplayMessages are configured	The Charging Station SHALL respond with <i>Unknown</i> .

## 004 - Get Specific DisplayMessages

No.	Type	Description
1	Name	Get Specific DisplayMessages
2	ID	004
3	Objective(s)	Enable a CSO to retrieve one or more specific DisplayMessages, currently configured in a Charging Station.
4	Description	This use case describes how a CSO can request/query for (specific) DisplayMessage, configured via OCPP in a Charging Station. The Charging Station can remove messages when they are out-dated, or transactions have ended. It can be very useful for a CSO to be able query the Charging Station for installed DisplayMessages, so the CSO known which messages are (still) configured.
	Actors	CSO, CSMS, Charging Station
	Scenario description	<ol style="list-style-type: none"> <li>1. The CSO asks the CSMS to query for DisplayMessages.</li> <li>2. The CSMS sends a <a href="#">GetDisplayMessagesRequest</a> message with the query parameters to the Charging Station.</li> <li>3. When the Charging Station has DisplayMessages that match the requested parameters, it responds with <a href="#">GetDisplayMessagesResponse Accepted</a>.</li> <li>4. The Charging Station sends one or more <a href="#">NotifyDisplayMessagesRequest</a> message to the CSMS (depending on the amount of messages to be send).</li> <li>5. The CSMS response every notify with a <a href="#">NotifyDisplayMessagesResponse</a> message.</li> </ol>
5	Prerequisites	There is a message with the given id configured in the Charging Station
6	Postcondition(s)	n/a
7	Error Handling	n/a
8	Remarks	Only message configured via OCPP can be retrieved via <a href="#">GetDisplayMessagesRequest</a> .

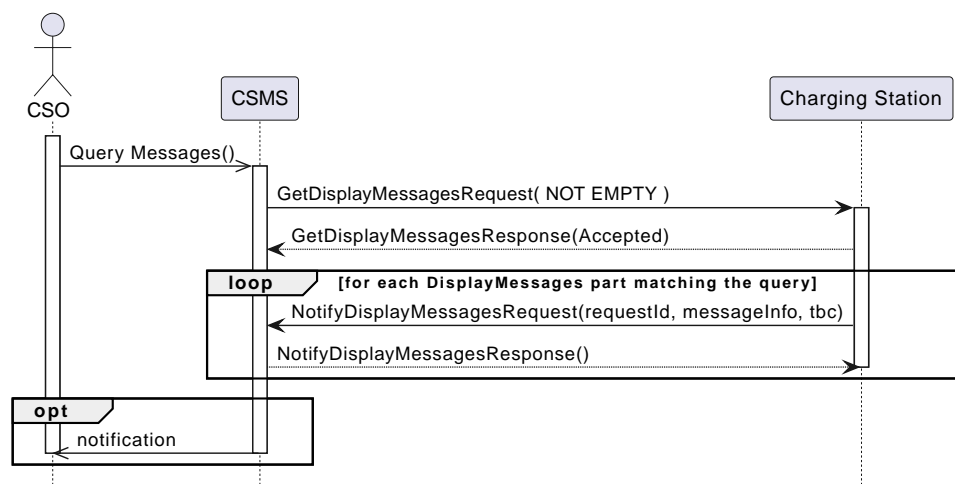


Figure 142. Get a specific DisplayMessages sequence diagram

## 004 - Get Specific DisplayMessage - Requirements

Table 135. 004 - Requirements

ID	Precondition	Requirement definition
004.FR.01	When one or more of the fields in a <a href="#">GetDisplayMessagesRequest</a> are used AND The Charging Station has DisplayMessages configured that match the parameters in the request	The Charging Station SHALL respond with <i>Accepted</i> .
004.FR.02	When one or more of the fields in a <a href="#">GetDisplayMessagesRequest</a> are used AND The Charging Station has NO DisplayMessages configured that match the parameters in the request	The Charging Station SHALL respond with <i>Unknown</i> .

ID	Precondition	Requirement definition
O04.FR.03	O04.FR.01	The Charging Station SHALL send all configured DisplayMessages via <a href="#">NotifyDisplayMessagesRequest</a> .
O04.FR.04	O04.FR.03 AND There are more DisplayMessages than the Charging Station can send in 1 <a href="#">NotifyDisplayMessagesRequest</a>	The Charging Station SHALL split the DisplayMessages over multiple <a href="#">NotifyDisplayMessagesRequest</a> messages.
O04.FR.05	O04.FR.04	The Charging Station SHALL set the <i>tbv</i> field is <i>true</i> in every <a href="#">NotifyDisplayMessagesRequest</a> messages, except the last.
O04.FR.06	O04.FR.05	The Charging Station SHALL set the <i>requestId</i> field to the same value as the <i>requestId</i> in the <a href="#">GetDisplayMessagesRequest</a> .
O04.FR.07	When NO DisplayMessages are configured	The Charging Station SHALL respond with <i>Unknown</i> .

## 005 - Clear a DisplayMessage

No.	Type	Description
1	Name	Clear a DisplayMessage
2	ID	005
3	Objective(s)	Enable a CSO to remove a specific message, currently configured in a Charging Station.
4	Description	This use case describes how a CSO can remove a specific message, configured via OCPP in a Charging Station.
	Actors	CSO, CSMS, Charging Station
	Scenario description	<ol style="list-style-type: none"> <li>1. The CSO asks the CSMS to remove a specific message.</li> <li>2. The CSMS sends a <a href="#">ClearDisplayMessageRequest</a> message with the id of the specific message to the Charging Station.</li> <li>3. The Charging Station removes the message.</li> <li>4. The Charging Station response by sending a <a href="#">ClearDisplayMessageResponse</a> message to the CSMS.</li> </ol>
5	Prerequisites	There is a message with the given id configured in the Charging Station
6	Postcondition(s)	The message with the given id is removed from the Charging Station
7	Error Handling	n/a
8	Remarks	Only messages configured via OCPP can be cleared/removed via <a href="#">ClearDisplayMessageRequest</a>

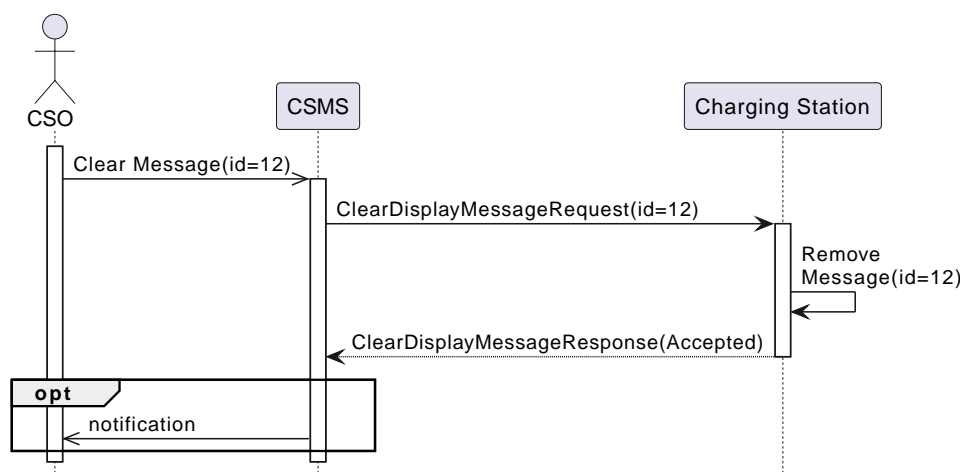


Figure 143. Clear a DisplayMessage sequence diagram

## 005 - Clear a DisplayMessage - Requirements

Table 136. 005 - Requirements

ID	Precondition	Requirement definition
005.FR.01	When a Charging Station receives a <a href="#">ClearDisplayMessageRequest</a> AND there is a message configured in the Charging Station with that id	The Charging Station SHALL respond with a <a href="#">ClearDisplayMessageResponse</a> message with status: <a href="#">Accepted</a> .
005.FR.02	When a Charging Station receives a <a href="#">ClearDisplayMessageRequest</a> AND there is no message configured in the Charging Station with the given id	The Charging Station SHALL respond with a <a href="#">ClearDisplayMessageResponse</a> message with status: <a href="#">Unknown</a> .

## 006 - Replace DisplayMessage

No.	Type	Description
1	Name	Replace DisplayMessage
2	ID	006
3	Objective(s)	Enable a CSO to replace DisplayMessages, already configured on a Charging Station.
4	Description	This use case describes how a CSO can replace a DisplayMessage that is previously configured in a Charging Station. Replace the message content, but also all the given parameters with the new one.
	Actors	CSO, CSMS, Charging Station
	Scenario description	<ol style="list-style-type: none"> <li>1. The CSO asks the CSMS to replace an existing DisplayMessage.</li> <li>2. The CSMS sends a <a href="#">SetDisplayMessageRequest</a> message to the Charging Station with the a DisplayMessage with the same ID as already configured in the Charging Station.</li> <li>3. The Charging Station accepts the request by sending a <a href="#">SetDisplayMessageResponse</a> message to the CSMS.</li> <li>4. The Charging Station shows the updated/replaced message on the display at the configured moment.</li> </ol>
	Alternative scenario(s)	<a href="#">001 - Set DisplayMessage</a> and <a href="#">002 - Set DisplayMessage for Transaction</a>
5	Prerequisites	There is a message with the same id configured in the Charging Station
6	Postcondition(s)	The DisplayMessage is replaced by the one provided with the same ID.
7	Error Handling	n/a
8	Remarks	n/a

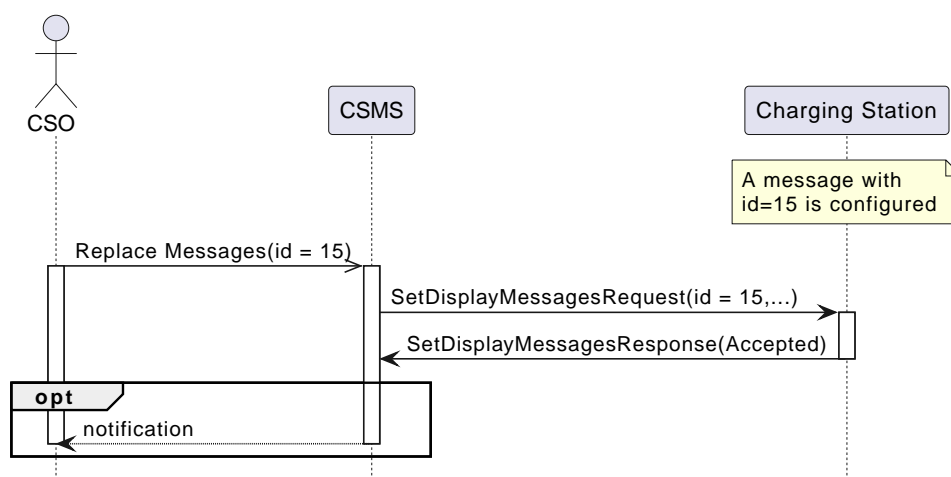


Figure 144. Replace DisplayMessage sequence diagram

## 006 - Replace DisplayMessage - Requirements

Table 137. 006 - Requirements

ID	Precondition	Requirement definition
006.FR.01	When a Charging Station receives a <a href="#">SetDisplayMessageRequest</a> AND there is a message configured in the Charging Station with the same id	The Charging Station SHALL replace the existing message with the new message (including all the new parameters) AND respond with a <a href="#">SetDisplayMessageResponse</a> message with status: <i>Accepted</i> for this message.

# P. DataTransfer

---

# Chapter 1. Introduction

This Functional Block describes the functionality that enables parties to extend existing commands with custom attributes or add new custom commands to OCPP.

OCPP offers two mechanisms to create vendor-specific custom extension.

1. The [DataTransferRequest](#) message allows for the exchange of data or messages not standardized in OCPP. As such, it offers a framework within OCPP for experimental functionality that may find its way into future OCPP versions. Experimenting can be done without creating new (possibly incompatible) OCPP dialects. Secondly, it offers a possibility to implement additional functionality agreed upon between specific CSMS and Charging Station vendors.
2. A CustomData element exists as an optional element in the JSON schemas of all types. CustomData is the only class in the JSON schema files that allows additional properties. It can thus be used to add additional custom attributes to any type. The CustomData has been deliberately left out of the specification document, because it would introduce a lot of clutter and it is not meant to be used in standard implementations. See also [\[OCPP2.0.1-PART4\]](#).

The DataTransferRequest/Response contains a field without a length or type specification. It can be convenient to use this field as structured JSON content.

*Example of embedded JSON*

```
[2,
"<unique msg id>",
"DataTransfer",
{
  "vendorId": "com.mycompany.ice",
  "messageId": "iceParkedAtCs"
  "data": { "start_time": "2020-04-01T11:01:02" }
}
```

## IMPORTANT

Please use with extreme caution and only for optional functionality, since it will impact your compatibility with other systems that do not make use of this option. We recommend mentioning the usage explicitly in your documentation and/or communication. Please consider consulting the Open Charge Alliance before turning to this option to add functionality.

## Chapter 2. Use cases & Requirements

### P01 - Data Transfer to the Charging Station

No.	Type	Description
1	Name	Data Transfer to the Charging Station
2	ID	P01
3	Objective(s)	To send information from the CSMS to the Charging Station for a function that is not supported by OCPP.
4	Description	This use case covers the functionality of sending a DataTransfer message to the Charging Station from the CSMS.
	Actors	Charging Station, CSMS
	Scenario description	<ol style="list-style-type: none"> <li>1. The CSMS sends information to a Charging Station for a function not supported by OCPP with <a href="#">DataTransferRequest</a>.</li> <li>2. The Charging Station responds to the CSMS with <a href="#">DataTransferResponse</a>.</li> </ol>
5	Prerequisite(s)	n/a
6	Postcondition(s)	<p><b>Successful postcondition:</b>  <a href="#">DataTransferRequest</a> is received <i>Successfully</i> and <i>Accepted</i></p> <p><b>Failure postcondition:</b>            Message has been <i>Accepted</i> but the contained request is <i>Rejected</i>.            In all other cases the usage of status <i>Accepted</i> or <i>Rejected</i> and the data element is part of the vendor-specific agreement between the parties involved.</p>
7	Error handling	n/a
8	Remark(s)	<p>Data Transfer is used if information for a function is not supported by OCPP.</p> <p>The length of data in both the request and response message is undefined and it is RECOMMENDED that this is agreed upon by all parties involved.</p>

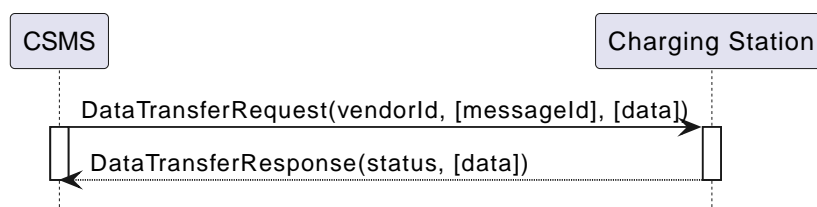


Figure 145. Sequence Diagram: Data Transfer to the Charging Station

### P01 - Data Transfer to the Charging Station - Requirements

Table 138. P01 - Requirements

ID	Precondition	Requirement definition
P01.FR.01		The CSMS SHALL only use <a href="#">DataTransferRequest</a> for a function which is not supported by OCPP.
P01.FR.02		The vendorId SHOULD be a value from the reversed DNS namespace, where the top tiers of the name, when reversed, should correspond to the publicly registered primary DNS name of the Vendor organization.
P01.FR.03		The messageId in the request message MAY be used to indicate a specific message or implementation.
P01.FR.04		The length of data in both the request and response message is undefined and it is RECOMMENDED that this is agreed upon by all parties involved.
P01.FR.05	If the recipient of the request has no implementation for the specific vendorId.	The recipient SHALL return a status <i>UnknownVendor</i> .

ID	Precondition	Requirement definition
P01.FR.06	Upon receipt of <a href="#">DataTransferRequest</a> and in case of a messageId mismatch (if used).	The recipient SHALL return status <i>UnknownMessageId</i> .
P01.FR.07		The usage of status <i>Accepted</i> or <i>Rejected</i> and the data element SHALL be part of the vendor-specific agreement between the parties involved.

## P02 - Data Transfer to the CSMS

No.	Type	Description
1	Name	Data Transfer to the CSMS
2	ID	P02
3	Objective(s)	To send information from the Charging Station to the CSMS for a function which is not supported by OCPP.
4	Description	This use case covers the functionality of sending a DataTransfer message to the CSMS from the Charging Station.
	Actors	Charging Station, CSMS
	Scenario description	<ol style="list-style-type: none"> <li>1. The Charging Station sends information to the CSMS for a function not supported by OCPP with <a href="#">DataTransferRequest</a>.</li> <li>2. The CSMS responds to the Charging Station with <a href="#">DataTransferResponse</a>.</li> </ol>
5	Prerequisite(s)	n/a
6	Postcondition(s)	<p><b>Successful postcondition:</b>  <a href="#">DataTransferRequest</a> is received <i>Successfully</i> and <i>Accepted</i></p> <p><b>Failure postcondition:</b>  Message has been accepted but the contained request is <i>Rejected</i>.</p> <p>In all other cases the usage of status <i>Accepted</i> or <i>Rejected</i> and the data element is part of the vendor-specific agreement between the parties involved.</p>
7	Error handling	n/a
8	Remark(s)	<p>Data Transfer is used if information for a function is <i>not</i> supported by OCPP.</p> <p>The length of data in both the request and response message is undefined and should be agreed upon by all parties involved.</p>

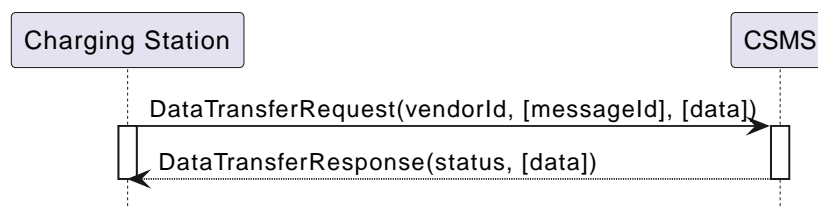


Figure 146. Sequence Diagram: Data Transfer to the CSMS

## P02 - Data Transfer to the CSMS - Requirements

Table 139. P02 - Requirements

ID	Precondition	Requirement definition
P02.FR.01		The vendorId in the request message SHOULD be known to the Charging Station and uniquely identify the vendor-specific implementation.
P02.FR.02		The Charging Station SHALL only use <a href="#">DataTransferRequest</a> for a function which is not supported by OCPP. (Same as P01.FR.01)
P02.FR.03		The VendorId SHOULD be a value from the reversed DNS namespace, where the top tiers of the name, when reversed, should correspond to the publicly registered primary DNS name of the Vendor organization. (Same as P01.FR.02)
P02.FR.04		The messageId in the request message MAY be used to indicate a specific message or implementation. (Same as P01.FR.03)
P02.FR.05		The length of data in both the request and response message is undefined and it is RECOMMENDED that this is agreed upon by all parties involved. (Same as P01.FR.04)
P02.FR.06	If the recipient of the request has no implementation for the specific vendorId.	The recipient SHALL return a status <i>UnknownVendor</i> .

ID	Precondition	Requirement definition
P02.FR.07	Upon receipt of <a href="#">DataTransferRequest</a> and in case of a messageId mismatch (if used).	The recipient SHALL return status <i>UnknownMessageId</i> .
P02.FR.08		The usage of status <i>Accepted</i> or <i>Rejected</i> and the data element SHALL be part of the vendor-specific agreement between the parties involved. (Same as P01.FR.07)

---

# Messages, Datatypes & Enumerations

# Chapter 1. Messages

## 1.1. Authorize

### 1.1.1. AuthorizeRequest

This contains the field definition of the AuthorizeRequest PDU sent by the Charging Station to the CSMS.

Class

Field Name	Field Type	Card.	Description
<b>certificate</b>	string[0..5500]	0..1	Optional. The X.509 certificate chain presented by EV and encoded in PEM format. Order of certificates in chain is from leaf up to (but excluding) root certificate. Only needed in case of central contract validation when Charging Station cannot validate the contract certificate.
<b>idToken</b>	<a href="#">IdTokenType</a>	1..1	Required. This contains the identifier that needs to be authorized.
<b>iso15118CertificateHashData</b>	<a href="#">OCSPRequestDataType</a>	0..4	Optional. Contains the information needed to verify the EV Contract Certificate via OCSP. Not needed if <a href="#">certificate</a> is provided.

### 1.1.2. AuthorizeResponse

This contains the field definition of the AuthorizeResponse PDU sent by the CSMS to the Charging Station in response to an [AuthorizeRequest](#).

Class

Field Name	Field Type	Card.	Description
<b>certificateStatus</b>	<a href="#">AuthorizeCertificateStatusEnumType</a>	0..1	Optional. Certificate status information. - if all certificates are valid: return 'Accepted'. - if one of the certificates was revoked, return 'CertificateRevoked'.
<b>idTokenInfo</b>	<a href="#">IdTokenInfoType</a>	1..1	Required. This contains information about authorization status, expiry and group id.

## 1.2. BootNotification

### 1.2.1. BootNotificationRequest

This contains the field definition of the BootNotificationRequest PDU sent by the Charging Station to the CSMS.

Class

Field Name	Field Type	Card.	Description
<b>reason</b>	<a href="#">BootReasonEnumType</a>	1..1	Required. This contains the reason for sending this message to the CSMS.
<b>chargingStation</b>	<a href="#">ChargingStationType</a>	1..1	Required. Identifies the Charging Station

### 1.2.2. BootNotificationResponse

This contains the field definition of the BootNotificationResponse PDU sent by the CSMS to the Charging Station in response to a [BootNotificationRequest](#).

Class

Field Name	Field Type	Card.	Description
<b>currentTime</b>	dateTime	1..1	Required. This contains the CSMS's current time.
<b>interval</b>	integer	1..1	Required. When <a href="#">Status</a> is Accepted, this contains the heartbeat interval in seconds. If the CSMS returns something other than Accepted, the value of the interval field indicates the minimum wait time before sending a next BootNotification request.
<b>status</b>	<a href="#">RegistrationStatusEnumType</a>	1..1	Required. This contains whether the Charging Station has been registered within the CSMS.
<b>statusInfo</b>	<a href="#">StatusInfoType</a>	0..1	Optional. Detailed status information.

## 1.3. CancelReservation

### 1.3.1. CancelReservationRequest

This contains the field definition of the CancelReservationRequest PDU sent by the CSMS to the Charging Station.

*Class*

Field Name	Field Type	Card.	Description
<b>reservationId</b>	integer	1..1	Required. Id of the reservation to cancel.

### 1.3.2. CancelReservationResponse

This contains the field definition of the CancelReservationResponse PDU sent by the Charging Station to the CSMS in response to a [CancelReservationRequest](#).

*Class*

Field Name	Field Type	Card.	Description
<b>status</b>	<a href="#">CancelReservationStatusEnumType</a>	1..1	Required. This indicates the success or failure of the canceling of a reservation by CSMS.
<b>statusInfo</b>	<a href="#">StatusInfoType</a>	0..1	Optional. Detailed status information.

## 1.4. CertificateSigned

### 1.4.1. CertificateSignedRequest

This contains the field definition of the CertificateSignedRequest PDU sent by the CSMS to the Charging Station.

*Class*

Field Name	Field Type	Card.	Description
<b>certificateChain</b>	string[0..10000]	1..1	Required. The signed PEM encoded X.509 certificate. This SHALL also contain the necessary sub CA certificates, when applicable. The order of the bundle follows the certificate chain, starting from the leaf certificate.  The Configuration Variable <a href="#">MaxCertificateChainSize</a> can be used to limit the maximum size of this field.

Field Name	Field Type	Card.	Description
<b>certificateType</b>	<a href="#">CertificateSigningUseEnumType</a>	0..1	Optional. Indicates the type of the signed certificate that is returned. When omitted the certificate is used for both the 15118 connection (if implemented) and the Charging Station to CSMS connection. This field is required when a certificateType was included in the <a href="#">SignCertificateRequest</a> that requested this certificate to be signed AND both the 15118 connection and the Charging Station connection are implemented.

## 1.4.2. CertificateSignedResponse

This contains the field definition of the CertificateSignedResponse PDU sent by the Charging Station to the CSMS in response to a [CertificateSignedRequest](#).

*Class*

Field Name	Field Type	Card.	Description
<b>status</b>	<a href="#">CertificateSignedStatusEnumType</a>	1..1	Required. Returns whether certificate signing has been accepted, otherwise rejected.
<b>statusInfo</b>	<a href="#">StatusInfoType</a>	0..1	Optional. Detailed status information.

## 1.5. ChangeAvailability

### 1.5.1. ChangeAvailabilityRequest

This contains the field definition of the ChangeAvailabilityRequest PDU sent by the CSMS to the Charging Station.

*Class*

Field Name	Field Type	Card.	Description
<b>operationalStatus</b>	<a href="#">OperationalStatusEnumType</a>	1..1	Required. This contains the type of availability change that the Charging Station should perform.
<b>evse</b>	<a href="#">EVSEType</a>	0..1	Optional. Contains Id's to designate a specific EVSE/connector by index numbers. When omitted, the message refers to the Charging Station as a whole.

### 1.5.2. ChangeAvailabilityResponse

This contains the field definition of the ChangeAvailabilityResponse PDU sent by the Charging Station to the CSMS.

*Class*

Field Name	Field Type	Card.	Description
<b>status</b>	<a href="#">ChangeAvailabilityStatusEnumType</a>	1..1	Required. This indicates whether the Charging Station is able to perform the availability change.
<b>statusInfo</b>	<a href="#">StatusInfoType</a>	0..1	Optional. Detailed status information.

## 1.6. ClearCache

### 1.6.1. ClearCacheRequest

This contains the field definition of the ClearCacheRequest PDU sent by the CSMS to the Charging Station. No fields are defined.

### 1.6.2. ClearCacheResponse

This contains the field definition of the ClearCacheResponse PDU sent by the Charging Station to the CSMS in response to a

[ClearCacheRequest.](#)*Class*

Field Name	Field Type	Card.	Description
<b>status</b>	<a href="#">ClearCacheStatusEnumType</a>	1..1	Required. Accepted if the Charging Station has executed the request, otherwise rejected.
<b>statusInfo</b>	<a href="#">StatusInfoType</a>	0..1	Optional. Detailed status information.

## 1.7. ClearChargingProfile

### 1.7.1. ClearChargingProfileRequest

This contains the field definition of the ClearChargingProfileRequest PDU sent by the CSMS to the Charging Station. The CSMS can use this message to clear (remove) either a specific charging profile (denoted by id) or a selection of charging profiles that match with the values of the optional evse, stackLevel and [ChargingProfilePurpose](#) fields.

*Class*

Field Name	Field Type	Card.	Description
<b>chargingProfileId</b>	integer	0..1	Optional. The Id of the charging profile to clear.
<b>chargingProfileCriteria</b>	<a href="#">ClearChargingProfileType</a>	0..1	Optional. Specifies the charging profile.

### 1.7.2. ClearChargingProfileResponse

This contains the field definition of the ClearChargingProfileResponse PDU sent by the Charging Station to the CSMS in response to a ClearChargingProfileRequest.

*Class*

Field Name	Field Type	Card.	Description
<b>status</b>	<a href="#">ClearChargingProfileStatusEnumType</a>	1..1	Required. Indicates if the Charging Station was able to execute the request.
<b>statusInfo</b>	<a href="#">StatusInfoType</a>	0..1	Optional. Detailed status information.

## 1.8. ClearDisplayMessage

### 1.8.1. ClearDisplayMessageRequest

This contains the field definition of the ClearDisplayMessageRequest PDU sent by the CSMS to the Charging Station. The CSMS asks the Charging Station to clear a display message that has been configured in the Charging Station to be cleared/removed. See also [005 - Clear a Display Message](#).

*Class*

Field Name	Field Type	Card.	Description
<b>id</b>	integer	1..1	Required. Id of the message that SHALL be removed from the Charging Station.

### 1.8.2. ClearDisplayMessageResponse

This contains the field definition of the ClearDisplayMessageResponse PDU sent by the Charging Station to the CSMS in a response to a ClearDisplayMessageRequest. See also [005 - Clear a Display Message](#).

*Class*

Field Name	Field Type	Card.	Description
<b>status</b>	<a href="#">ClearMessageStatusEnumType</a>	1..1	Required. Returns whether the Charging Station has been able to remove the message.
<b>statusInfo</b>	<a href="#">StatusInfoType</a>	0..1	Optional. Detailed status information.

## 1.9. ClearedChargingLimit

### 1.9.1. ClearedChargingLimitRequest

This contains the field definition of the ClearedChargingLimitRequest PDU sent by the Charging Station to the CSMS.

*Class*

Field Name	Field Type	Card.	Description
<b>chargingLimitSource</b>	<a href="#">ChargingLimitSourceEnumType</a>	1..1	Required. Source of the charging limit.
<b>evseld</b>	integer	0..1	Optional. EVSE Identifier.

### 1.9.2. ClearedChargingLimitResponse

This contains the field definition of the ClearedChargingLimitResponse PDU sent by the CSMS to the Charging Station. No fields are defined.

## 1.10. ClearVariableMonitoring

### 1.10.1. ClearVariableMonitoringRequest

This contains the field definition of the ClearVariableMonitoringRequest PDU sent by the CSMS to the Charging Station.

*Class*

Field Name	Field Type	Card.	Description
<b>id</b>	integer	1..*	Required. List of the monitors to be cleared, identified by there Id.

### 1.10.2. ClearVariableMonitoringResponse

This contains the field definition of the ClearVariableMonitoringResponse PDU sent by the Charging Station to the CSMS.

*Class*

Field Name	Field Type	Card.	Description
<b>clearMonitoringResult</b>	<a href="#">ClearMonitoringResultType</a>	1..*	Required. List of result statuses per monitor.

## 1.11. CostUpdated

### 1.11.1. CostUpdatedRequest

This contains the field definition of the CostUpdatedRequest PDU sent by the CSMS to the Charging Station. With this request the CSMS can send the current cost of a transaction to a Charging Station.

*Class*

Field Name	Field Type	Card.	Description
<b>totalCost</b>	decimal	1..1	Required. Current total cost, based on the information known by the CSMS, of the transaction including taxes. In the currency configured with the configuration Variable: <a href="#">[Currency]</a>
<b>transactionId</b>	identifierString[0..36]	1..1	Required. Transaction Id of the transaction the current cost are asked for.

## 1.11.2. CostUpdatedResponse

This contains the field definition of the CostUpdatedResponse PDU sent by the Charging Station to the CSMS in response to [CostUpdatedRequest](#). No fields are defined.

## 1.12. CustomerInformation

This contains the field definition of the CustomerInformationRequest PDU sent by the CSMS to the Charging Station.

### 1.12.1. CustomerInformationRequest

Class

Field Name	Field Type	Card.	Description
<b>requestId</b>	integer	1..1	Required. The Id of the request.
<b>report</b>	boolean	1..1	Required. Flag indicating whether the Charging Station should return NotifyCustomerInformationRequest messages containing information about the customer referred to.
<b>clear</b>	boolean	1..1	Required. Flag indicating whether the Charging Station should clear all information about the customer referred to.
<b>customerIdentifier</b>	string[0..64]	0..1	Optional. A (e.g. vendor specific) identifier of the customer this request refers to. This field contains a custom identifier other than IdToken and Certificate. One of the possible identifiers (customerIdentifier, customerIdToken or customerCertificate) should be in the request message.
<b>idToken</b>	<a href="#">IdTokenType</a>	0..1	Optional. The IdToken of the customer this request refers to. One of the possible identifiers (customerIdentifier, customerIdToken or customerCertificate) should be in the request message.
<b>customerCertificate</b>	<a href="#">CertificateHashDataType</a>	0..1	Optional. The Certificate of the customer this request refers to. One of the possible identifiers (customerIdentifier, customerIdToken or customerCertificate) should be in the request message.

### 1.12.2. CustomerInformationResponse

Class

Field Name	Field Type	Card.	Description
<b>status</b>	<a href="#">CustomerInformationStatusEnumType</a>	1..1	Required. Indicates whether the request was accepted.
<b>statusInfo</b>	<a href="#">StatusInfoType</a>	0..1	Optional. Detailed status information.

## 1.13. DataTransfer

### 1.13.1. DataTransferRequest

This contains the field definition of the DataTransferRequest PDU sent either by the CSMS to the Charging Station or vice versa.

Class

Field Name	Field Type	Card.	Description
messageld	string[0..50]	0..1	Optional. May be used to indicate a specific message or implementation.
data	anyType	0..1	Optional. Data without specified length or format. This needs to be decided by both parties (Open to implementation).
vendorId	string[0..255]	1..1	Required. This identifies the Vendor specific implementation

### 1.13.2. DataTransferResponse

This contains the field definition of the DataTransferResponse PDU sent by the Charging Station to the CSMS or vice versa in response to a [DataTransferRequest](#).

Class

Field Name	Field Type	Card.	Description
status	<a href="#">DataTransferStatusEnumType</a>	1..1	Required. This indicates the success or failure of the data transfer.
data	anyType	0..1	Optional. Data without specified length or format, in response to request.
statusInfo	<a href="#">StatusInfoType</a>	0..1	Optional. Detailed status information.

## 1.14. DeleteCertificate

### 1.14.1. DeleteCertificateRequest

Used by the CSMS to request deletion of an installed certificate on a Charging Station.

Class

Field Name	Field Type	Card.	Description
certificateHashData	<a href="#">CertificateHashDataType</a>	1..1	Required. Indicates the certificate of which deletion is requested.

### 1.14.2. DeleteCertificateResponse

Response to a DeleteCertificateRequest.

Class

Field Name	Field Type	Card.	Description
status	<a href="#">DeleteCertificateStatusEnumType</a>	1..1	Required. Charging Station indicates if it can process the request.
statusInfo	<a href="#">StatusInfoType</a>	0..1	Optional. Detailed status information.

## 1.15. FirmwareStatusNotification

### 1.15.1. FirmwareStatusNotificationRequest

This contains the field definition of the FirmwareStatusNotificationRequest PDU sent by the Charging Station to the CSMS.

Class

Field Name	Field Type	Card.	Description
<b>status</b>	<a href="#">FirmwareStatusEnumType</a>	1..1	Required. This contains the progress status of the firmware installation.
<b>requestId</b>	integer	0..1	Optional. The request id that was provided in the UpdateFirmwareRequest that started this firmware update. This field is mandatory, unless the message was triggered by a TriggerMessageRequest AND there is no firmware update ongoing.

### 1.15.2. FirmwareStatusNotificationResponse

This contains the field definition of the FirmwareStatusNotificationResponse PDU sent by the CSMS to the Charging Station in response to a [FirmwareStatusNotificationRequest](#). No fields are defined.

## 1.16. Get15118EVCertificate

### 1.16.1. Get15118EVCertificateRequest

This message is sent by the Charging Station to the CSMS if an ISO 15118 vehicle selects the service Certificate installation. NOTE: This message is based on CertificateInstallationReq Res from [ISO 15118 2](#).

Class

Field Name	Field Type	Card.	Description
<b>iso15118SchemaVersion</b>	string[0..50]	1..1	Required. Schema version currently used for the 15118 session between EV and Charging Station. Needed for parsing of the EXI stream by the CSMS.
<b>action</b>	<a href="#">CertificateActionEnumType</a>	1..1	Required. Defines whether certificate needs to be installed or updated.
<b>exiRequest</b>	string[0..5600]	1..1	Required. Raw CertificateInstallationReq request from EV, Base64 encoded.

### 1.16.2. Get15118EVCertificateResponse

Response message from CSMS to Charging Station containing the status and optionally new certificate. NOTE: This message is based on CertificateInstallationReq Res from [ISO 15118-2](#).

Class

Field Name	Field Type	Card.	Description
<b>status</b>	<a href="#">Iso15118EVCertificateStatusEnumType</a>	1..1	Required. Indicates whether the message was processed properly.
<b>exiResponse</b>	string[0..5600]	1..1	Required. Raw CertificateInstallationRes response for the EV, Base64 encoded. The Charging Station can let the CSMS know it supports a higher field size by reporting this using the device model as OCPPCommCtrlr.FieldLength["Get15118EVCertificateResponse.exiResponse"] = <New max length>
<b>statusInfo</b>	<a href="#">StatusInfoType</a>	0..1	Optional. Detailed status information.

## 1.17. GetBaseReport

### 1.17.1. GetBaseReportRequest

This contains the field definition of the GetBaseReportRequest PDU sent by the CSMS to the Charging Station.

Class

Field Name	Field Type	Card.	Description
requestId	integer	1..1	Required. The Id of the request.
reportBase	<a href="#">ReportBaseEnumType</a>	1..1	Required. This field specifies the report base.

### 1.17.2. GetBaseReportResponse

This contains the field definition of the GetBaseReportResponse PDU sent by the Charging Station to the CSMS.

Class

Field Name	Field Type	Card.	Description
status	<a href="#">GenericDeviceModelStatusEnumType</a>	1..1	Required. This indicates whether the Charging Station is able to accept this request.
statusInfo	<a href="#">StatusInfoType</a>	0..1	Optional. Detailed status information.

## 1.18. GetCertificateStatus

### 1.18.1. GetCertificateStatusRequest

This contains the field definition of the GetCertificateStatusRequest PDU sent by the Charging Station to the CSMS.

Class

Field Name	Field Type	Card.	Description
ocspRequestData	<a href="#">OCSPRequestDataType</a>	1..1	Required. Indicates the certificate of which the status is requested.

### 1.18.2. GetCertificateStatusResponse

This contains the field definition of the GetCertificateStatusResponse PDU sent by the CSMS to the Charging Station.

Class

Field Name	Field Type	Card.	Description
status	<a href="#">GetCertificateStatusEnumType</a>	1..1	Required. This indicates whether the charging station was able to retrieve the OCSP certificate status.
ocspResult	string[0..5500]	0..1	Optional. OCSPResponse class as defined in <a href="#">IETF RFC 6960</a> . DER encoded (as defined in <a href="#">IETF RFC 6960</a> ), and then base64 encoded. MAY only be omitted when status is not Accepted.
statusInfo	<a href="#">StatusInfoType</a>	0..1	Optional. Detailed status information.

## 1.19. GetChargingProfiles

### 1.19.1. GetChargingProfilesRequest

The message GetChargingProfilesRequest can be used by the CSMS to request installed charging profiles from the Charging Station. The charging profiles will then be reported by the Charging Station via [ReportChargingProfilesRequest](#) messages.

Class

Field Name	Field Type	Card.	Description
<b>requestId</b>	integer	1..1	Required. Reference identification that is to be used by the Charging Station in the <a href="#">ReportChargingProfilesRequest</a> when provided.
<b>evseld</b>	integer	0..1	Optional. For which EVSE installed charging profiles SHALL be reported. If 0, only charging profiles installed on the Charging Station itself (the grid connection) SHALL be reported. If omitted, all installed charging profiles SHALL be reported. Reported charging profiles SHALL match the criteria in field <i>chargingProfile</i> .
<b>chargingProfile</b>	<a href="#">ChargingProfileCriterionType</a>	1..1	Required. Specifies the charging profile.

## 1.19.2. GetChargingProfilesResponse

This contains the field definition of the GetChargingProfilesResponse PDU sent by the Charging Station to the CSMS in response to a GetChargingProfilesRequest.

Class

Field Name	Field Type	Card.	Description
<b>status</b>	<a href="#">GetChargingProfileStatusEnumType</a>	1..1	Required. This indicates whether the Charging Station is able to process this request and will send <a href="#">ReportChargingProfilesRequest</a> messages.
<b>statusInfo</b>	<a href="#">StatusInfoType</a>	0..1	Optional. Detailed status information.

## 1.20. GetCompositeSchedule

### 1.20.1. GetCompositeScheduleRequest

This contains the field definition of the GetCompositeScheduleRequest PDU sent by the CSMS to the Charging Station.

Class

Field Name	Field Type	Card.	Description
<b>duration</b>	integer	1..1	Required. Length of the requested schedule in seconds.
<b>chargingRateUnit</b>	<a href="#">ChargingRateUnitEnumType</a>	0..1	Optional. Can be used to force a power or current profile.
<b>evseld</b>	integer	1..1	Required. The ID of the EVSE for which the schedule is requested. When evseld=0, the Charging Station will calculate the expected consumption for the grid connection.

### 1.20.2. GetCompositeScheduleResponse

This contains the field definition of the GetCompositeScheduleResponse PDU sent by the Charging Station to the CSMS in response to a [GetCompositeScheduleRequest](#).

Class

Field Name	Field Type	Card.	Description
<b>status</b>	<a href="#">GenericStatusEnumType</a>	1..1	Required. The Charging Station will indicate if it was able to process the request
<b>schedule</b>	<a href="#">CompositeScheduleType</a>	0..1	Optional. This field contains the calculated composite schedule. It may only be omitted when this message contains status Rejected.
<b>statusInfo</b>	<a href="#">StatusInfoType</a>	0..1	Optional. Detailed status information.

## 1.21. GetDisplayMessages

### 1.21.1. GetDisplayMessagesRequest

Class

Field Name	Field Type	Card.	Description
id	integer	0..*	Optional. If provided the Charging Station shall return Display Messages of the given ids. This field SHALL NOT contain more ids than set in <a href="#">NumberOfDisplayMessages.maxLimit</a>
requestId	integer	1..1	Required. The Id of this request.
priority	<a href="#">MessagePriorityEnumType</a>	0..1	Optional. If provided the Charging Station shall return Display Messages with the given priority only.
state	<a href="#">MessageStateEnumType</a>	0..1	Optional. If provided the Charging Station shall return Display Messages with the given state only.

### 1.21.2. GetDisplayMessagesResponse

Class

Field Name	Field Type	Card.	Description
status	<a href="#">GetDisplayMessagesStatusEnumType</a>	1..1	Required. Indicates if the Charging Station has Display Messages that match the request criteria in the <a href="#">GetDisplayMessagesRequest</a>
statusInfo	<a href="#">StatusInfoType</a>	0..1	Optional. Detailed status information.

## 1.22. GetInstalledCertificateIds

### 1.22.1. GetInstalledCertificateIdsRequest

Used by the CSMS to request an overview of the installed certificates on a Charging Station.

Class

Field Name	Field Type	Card.	Description
certificateType	<a href="#">GetCertificateIdUseEnumType</a>	0..*	Optional. Indicates the type of certificates requested. When omitted, all certificate types are requested.

### 1.22.2. GetInstalledCertificateIdsResponse

Response to a GetInstalledCertificateIdsRequest.

Class

Field Name	Field Type	Card.	Description
status	<a href="#">GetInstalledCertificateStatusEnumType</a>	1..1	Required. Charging Station indicates if it can process the request.
certificateHashDataChain	<a href="#">CertificateHashDataChainType</a>	0..*	Optional. The Charging Station includes the Certificate information for each available certificate.
statusInfo	<a href="#">StatusInfoType</a>	0..1	Optional. Detailed status information.

## 1.23. GetLocalListVersion

### 1.23.1. GetLocalListVersionRequest

This contains the field definition of the GetLocalListVersionRequest PDU sent by the CSMS to the Charging Station. No fields are defined.

### 1.23.2. GetLocalListVersionResponse

This contains the field definition of the GetLocalListVersionResponse PDU sent by the Charging Station to CSMS in response to a [GetLocalListVersionRequest](#).

Class

Field Name	Field Type	Card.	Description
versionNumber	integer	1..1	Required. This contains the current version number of the local authorization list in the Charging Station.

## 1.24. GetLog

### 1.24.1. GetLogRequest

This contains the field definition of the GetLogRequest PDU sent by the CSMS to the Charging Station.

Class

Field Name	Field Type	Card.	Description
logType	<a href="#">LogEnumType</a>	1..1	Required. This contains the type of log file that the Charging Station should send.
requestId	integer	1..1	Required. The Id of this request
retries	integer	0..1	Optional. This specifies how many times the Charging Station must retry to upload the log before giving up. If this field is not present, it is left to Charging Station to decide how many times it wants to retry. If the value is 0, it means: no retries.
retryInterval	integer	0..1	Optional. The interval in seconds after which a retry may be attempted. If this field is not present, it is left to Charging Station to decide how long to wait between attempts.
log	<a href="#">LogParametersType</a>	1..1	Required. This field specifies the requested log and the location to which the log should be sent.

### 1.24.2. GetLogResponse

This contains the field definition of the GetLogResponse PDU sent by the Charging Station to the CSMS in response to a GetLogRequest.

Class

Field Name	Field Type	Card.	Description
status	<a href="#">LogStatusEnumType</a>	1..1	Required. This field indicates whether the Charging Station was able to accept the request.
filename	string[0..255]	0..1	Optional. This contains the name of the log file that will be uploaded. This field is not present when no logging information is available.
statusInfo	<a href="#">StatusInfoType</a>	0..1	Optional. Detailed status information.

## 1.25. GetMonitoringReport

## 1.25.1. GetMonitoringReportRequest

This contains the field definition of the GetMonitoringReportRequest PDU sent by the CSMS to the Charging Station.

Class

Field Name	Field Type	Card.	Description
<b>requestId</b>	integer	1..1	Required. The Id of the request.
<b>monitoringCriteria</b>	<a href="#">MonitoringCriterionEnumType</a>	0..3	Optional. This field contains criteria for components for which a monitoring report is requested
<b>componentVariable</b>	<a href="#">ComponentVariableType</a>	0..*	Optional. This field specifies the components and variables for which a monitoring report is requested.

## 1.25.2. GetMonitoringReportResponse

This contains the field definition of the GetMonitoringReportResponse PDU sent by the Charging Station to the CSMS.

Class

Field Name	Field Type	Card.	Description
<b>status</b>	<a href="#">GenericDeviceModelStatusEnumType</a>	1..1	Required. This field indicates whether the Charging Station was able to accept the request.
<b>statusInfo</b>	<a href="#">StatusInfoType</a>	0..1	Optional. Detailed status information.

## 1.26. GetReport

### 1.26.1. GetReportRequest

This contains the field definition of the GetReportRequest PDU sent by the CSMS to the Charging Station.

Class

Field Name	Field Type	Card.	Description
<b>requestId</b>	integer	1..1	Required. The Id of the request.
<b>componentCriteria</b>	<a href="#">ComponentCriterionEnumType</a>	0..4	Optional. This field contains criteria for components for which a report is requested
<b>componentVariable</b>	<a href="#">ComponentVariableType</a>	0..*	Optional. This field specifies the components and variables for which a report is requested.

### 1.26.2. GetReportResponse

The response to a GetReportRequest, sent by the Charging Station to the CSMS.

Class

Field Name	Field Type	Card.	Description
<b>status</b>	<a href="#">GenericDeviceModelStatusEnumType</a>	1..1	Required. This field indicates whether the Charging Station was able to accept the request.
<b>statusInfo</b>	<a href="#">StatusInfoType</a>	0..1	Optional. Detailed status information.

## 1.27. GetTransactionStatus

### 1.27.1. GetTransactionStatusRequest

With this message, the CSMS can ask the Charging Station whether it has transaction-related messages waiting to be delivered to the CSMS. When a transactionId is provided, only messages for a specific transaction are asked for.

*Class*

Field Name	Field Type	Card.	Description
<b>transactionId</b>	identifierString[0..36]	0..1	Optional. The Id of the transaction for which the status is requested.

## 1.27.2. GetTransactionStatusResponse

The response to a GetTransactionStatusRequest, sent by the Charging Station to the CSMS.

*Class*

Field Name	Field Type	Card.	Description
<b>ongoingIndicator</b>	boolean	0..1	Optional. Whether the transaction is still ongoing.
<b>messagesInQueue</b>	boolean	1..1	Required. Whether there are still message to be delivered.

## 1.28. GetVariables

### 1.28.1. GetVariablesRequest

This contains the field definition of the GetVariablesRequest PDU sent by the CSMS to the Charging Station.

*Class*

Field Name	Field Type	Card.	Description
<b>getVariableData</b>	<a href="#">GetVariableDataType</a>	1..*	Required. List of requested variables.

### 1.28.2. GetVariablesResponse

This contains the field definition of the GetVariablesResponse PDU sent by the Charging Station to the CSMS response to GetVariablesRequest.

*Class*

Field Name	Field Type	Card.	Description
<b>getVariableResult</b>	<a href="#">GetVariableResultType</a>	1..*	Required. List of requested variables and their values.

## 1.29. Heartbeat

### 1.29.1. HeartbeatRequest

This contains the field definition of the HeartbeatRequest PDU sent by the Charging Station to the CSMS. No fields are defined.

### 1.29.2. HeartbeatResponse

This contains the field definition of the HeartbeatResponse PDU sent by the CSMS to the Charging Station in response to a [HeartbeatRequest](#).

*Class*

Field Name	Field Type	Card.	Description
<b>currentTime</b>	dateTime	1..1	Required. Contains the current time of the CSMS.

## 1.30. InstallCertificate

### 1.30.1. InstallCertificateRequest

Used by the CSMS to request installation of a certificate on a Charging Station. Note: This message is not for installing a TLS client certificate in a charging station. The CertificateSignedRequest mechanism is used for that.

*Class*

Field Name	Field Type	Card.	Description
<b>certificateType</b>	<a href="#">InstallCertificateUseEnumType</a>	1..1	Required. Indicates the certificate type that is sent.
<b>certificate</b>	string[0..5500]	1..1	Required. A PEM encoded X.509 certificate.

### 1.30.2. InstallCertificateResponse

The response to a InstallCertificateRequest, sent by the Charging Station to the CSMS.

*Class*

Field Name	Field Type	Card.	Description
<b>status</b>	<a href="#">InstallCertificateStatusEnumType</a>	1..1	Required. Charging Station indicates if installation was successful.
<b>statusInfo</b>	<a href="#">StatusInfoType</a>	0..1	Optional. Detailed status information.

## 1.31. LogStatusNotification

### 1.31.1. LogStatusNotificationRequest

This contains the field definition of the LogStatusNotificationRequest PDU sent by the Charging Station to the CSMS.

*Class*

Field Name	Field Type	Card.	Description
<b>status</b>	<a href="#">UploadLogStatusEnumType</a>	1..1	Required. This contains the status of the log upload.
<b>requestId</b>	integer	0..1	Optional. The request id that was provided in GetLogRequest that started this log upload. This field is mandatory, unless the message was triggered by a TriggerMessageRequest AND there is no log upload ongoing.

### 1.31.2. LogStatusNotificationResponse

This contains the field definition of the LogStatusNotificationResponse PDU sent by the CSMS to the Charging Station in response to LogStatusNotificationRequest. No fields are defined.

## 1.32. MeterValues

### 1.32.1. MeterValuesRequest

This contains the field definition of the MeterValuesRequest PDU sent by the Charging Station to the CSMS. This message might be removed in a future version of OCPP. It will be replaced by Device Management Monitoring events.

*Class*

Field Name	Field Type	Card.	Description
<b>evseld</b>	integer	1..1	Required. This contains a number (>0) designating an EVSE of the Charging Station. '0' (zero) is used to designate the main power meter.
<b>meterValue</b>	<a href="#">MeterValueType</a>	1..*	Required. The sampled meter values with timestamps.

## 1.32.2. MeterValuesResponse

This contains the field definition of the MeterValuesResponse PDU sent by the CSMS to the Charging Station in response to a [MeterValuesRequest](#) PDU. This message might be removed in a future version of OCPP. It will be replaced by Device Management Monitoring events.

No fields are defined.

## 1.33. NotifyChargingLimit

### 1.33.1. NotifyChargingLimitRequest

The message NotifyChargingLimitRequest can be used to communicate a charging limit, set by an external system on the Charging Station (Not installed by the CSO via [SetChargingProfileRequest](#)), to the CSMS.

*Class*

Field Name	Field Type	Card.	Description
<b>evseld</b>	integer	0..1	Optional. The charging schedule contained in this notification applies to an EVSE. evseld must be > 0.
<b>chargingLimit</b>	<a href="#">ChargingLimitType</a>	1..1	Required. This contains the source of the charging limit and whether it is grid critical.
<b>chargingSchedule</b>	<a href="#">ChargingScheduleType</a>	0..*	Optional. Contains limits for the available power or current over time, as set by the external source.

### 1.33.2. NotifyChargingLimitResponse

The NotifyChargingLimitResponse message is sent by the CSMS to the Charging Station in response to a NotifyChargingLimitsRequest. No fields are defined.

## 1.34. NotifyCustomerInformation

This contains the field definition of the NotifyCustomerInformationRequest PDU sent by the Charging Station to the CSMS.

### 1.34.1. NotifyCustomerInformationRequest

*Class*

Field Name	Field Type	Card.	Description
<b>data</b>	string[0..512]	1..1	Required. (Part of) the requested data. No format specified in which the data is returned. Should be human readable.
<b>tbc</b>	boolean	0..1	Optional. "to be continued" indicator. Indicates whether another part of the monitoringData follows in an upcoming notifyMonitoringReportRequest message. Default value when omitted is false.
<b>seqNo</b>	integer	1..1	Required. Sequence number of this message. First message starts at 0.
<b>generatedAt</b>	dateTime	1..1	Required. Timestamp of the moment this message was generated at the Charging Station.
<b>requestId</b>	integer	1..1	Required. The Id of the request.

## 1.34.2. NotifyCustomerInformationResponse

# 1.35. NotifyDisplayMessages

## 1.35.1. NotifyDisplayMessagesRequest

This contains the field definition of the NotifyDisplayMessagesRequest PDU sent by the Charging Station to the CSMS.

Class

Field Name	Field Type	Card.	Description
requestId	integer	1..1	Required. The id of the <a href="#">GetDisplayMessagesRequest</a> that requested this message.
tbc	boolean	0..1	Optional. "to be continued" indicator. Indicates whether another part of the report follows in an upcoming NotifyDisplayMessagesRequest message. Default value when omitted is false.
messageInfo	<a href="#">MessageInfoType</a>	0..*	Optional. The requested display message as configured in the Charging Station.

## 1.35.2. NotifyDisplayMessagesResponse

The NotifyDisplayMessagesResponse message is sent by the CSMS to the Charging Station in response to a NotifyDisplayMessagesRequest. No fields are defined.

# 1.36. NotifyEVChargingNeeds

## 1.36.1. NotifyEVChargingNeedsRequest

The Charging Station uses this message to communicate the charging needs as calculated by the EV to the CSMS.

Class

Field Name	Field Type	Card.	Description
maxScheduleTuples	integer	0..1	Optional. Contains the maximum schedule tuples the car supports per schedule.
evseld	integer	1..1	Required. Defines the EVSE and connector to which the EV is connected. Evseld may not be 0.
chargingNeeds	<a href="#">ChargingNeedsType</a>	1..1	Required. The characteristics of the energy delivery required.

## 1.36.2. NotifyEVChargingNeedsResponse

Response to a NotifyEVChargingNeedsRequest.

Class

Field Name	Field Type	Card.	Description
status	<a href="#">NotifyEVChargingNeedsStatusEnumType</a>	1..1	Required. Returns whether the CSMS has been able to process the message successfully. It does not imply that the evChargingNeeds can be met with the current charging profile.
statusInfo	<a href="#">StatusInfoType</a>	0..1	Optional. Detailed status information.

## 1.37. NotifyEVChargingSchedule

### 1.37.1. NotifyEVChargingScheduleRequest

The Charging Station uses this message to communicate the charging schedule as calculated by the EV to the CSMS.

Class

Field Name	Field Type	Card.	Description
<b>timeBase</b>	dateTime	1..1	Required. Periods contained in the charging profile are relative to this point in time.
<b>evseld</b>	integer	1..1	Required. The charging schedule contained in this notification applies to an EVSE. Evseld must be > 0.
<b>chargingSchedule</b>	<a href="#">ChargingScheduleType</a>	1..1	Required. Planned energy consumption of the EV over time. Always relative to timeBase.

### 1.37.2. NotifyEVChargingScheduleResponse

Response to a [NotifyEVChargingScheduleRequest](#) message.

Class

Field Name	Field Type	Card.	Description
<b>status</b>	<a href="#">GenericStatusEnumType</a>	1..1	Required. Returns whether the CSMS has been able to process the message successfully. It does not imply any approval of the charging schedule.
<b>statusInfo</b>	<a href="#">StatusInfoType</a>	0..1	Optional. Detailed status information.

## 1.38. NotifyEvent

### 1.38.1. NotifyEventRequest

This contains the field definition of the NotifyEventRequest PDU sent by the Charging Station to the CSMS.

Class

Field Name	Field Type	Card.	Description
<b>generatedAt</b>	dateTime	1..1	Required. Timestamp of the moment this message was generated at the Charging Station.
<b>tbc</b>	boolean	0..1	Optional. "to be continued" indicator. Indicates whether another part of the report follows in an upcoming notifyEventRequest message. Default value when omitted is false.
<b>seqNo</b>	integer	1..1	Required. Sequence number of this message. First message starts at 0.
<b>eventData</b>	<a href="#">EventDataTypes</a>	1..*	Required. List of EventData. An EventData element contains only the Component, Variable and VariableMonitoring data that caused the event. The list of EventData will usually contain one eventData element, but the Charging Station may decide to group multiple events in one notification. For example, when multiple events triggered at the same time.

### 1.38.2. NotifyEventResponse

Response to NotifyEventRequest. No fields are defined.

## 1.39. NotifyMonitoringReport

### 1.39.1. NotifyMonitoringReportRequest

This contains the field definition of the NotifyMonitoringRequest PDU sent by the Charging Station to the CSMS.

Class

Field Name	Field Type	Card.	Description
requestId	integer	1..1	Required. The id of the GetMonitoringRequest that requested this report.
tbc	boolean	0..1	Optional. "to be continued" indicator. Indicates whether another part of the monitoringData follows in an upcoming notifyMonitoringReportRequest message. Default value when omitted is false.
seqNo	integer	1..1	Required. Sequence number of this message. First message starts at 0.
generatedAt	dateTime	1..1	Required. Timestamp of the moment this message was generated at the Charging Station.
monitor	<a href="#">MonitoringDataType</a>	0..*	Optional. List of MonitoringData containing monitoring settings.

### 1.39.2. NotifyMonitoringReportResponse

Response to a NotifyMonitoringRequest message. No fields are defined.

## 1.40. NotifyReport

### 1.40.1. NotifyReportRequest

This contains the field definition of the NotifyReportRequest PDU sent by the Charging Station to the CSMS.

Class

Field Name	Field Type	Card.	Description
requestId	integer	1..1	Required. The id of the GetReportRequest or GetBaseReportRequest that requested this report
generatedAt	dateTime	1..1	Required. Timestamp of the moment this message was generated at the Charging Station.
tbc	boolean	0..1	Optional. "to be continued" indicator. Indicates whether another part of the report follows in an upcoming notifyReportRequest message. Default value when omitted is false.
seqNo	integer	1..1	Required. Sequence number of this message. First message starts at 0.
reportData	<a href="#">ReportDataType</a>	0..*	Optional. List of ReportData.

### 1.40.2. NotifyReportResponse

Response to a NotifyReportRequest message. No fields are defined.

## 1.41. PublishFirmware

### 1.41.1. PublishFirmwareRequest

This contains the field definition of the PublishFirmwareRequest PDU sent by the CSMS to the Local Controller.

*Class*

Field Name	Field Type	Card.	Description
<b>location</b>	string[0..512]	1..1	Required. This contains a string containing a URI pointing to a location from which to retrieve the firmware.
<b>retries</b>	integer	0..1	Optional. This specifies how many times the Charging Station must retry to download the firmware before giving up. If this field is not present, it is left to Charging Station to decide how many times it wants to retry. If the value is 0, it means: no retries.
<b>checksum</b>	identifierString[0..32]	1..1	Required. The MD5 checksum over the entire firmware file as a hexadecimal string of length 32.
<b>requestId</b>	integer	1..1	Required. The Id of the request.
<b>retryInterval</b>	integer	0..1	Optional. The interval in seconds after which a retry may be attempted. If this field is not present, it is left to Charging Station to decide how long to wait between attempts.

## 1.41.2. PublishFirmwareResponse

This contains the field definition of the PublishFirmwareResponse PDU sent by the Local Controller to the CSMS in response to a PublishFirmwareRequest.

*Class*

Field Name	Field Type	Card.	Description
<b>status</b>	<a href="#">GenericStatusEnumType</a>	1..1	Required. Indicates whether the request was accepted.
<b>statusInfo</b>	<a href="#">StatusInfoType</a>	0..1	Optional. Detailed status information.

## 1.42. PublishFirmwareStatusNotification

### 1.42.1. PublishFirmwareStatusNotificationRequest

This contains the field definition of the PublishFirmwareStatusNotificationRequest PDU sent by the Charging Station to the CSMS.

*Class*

Field Name	Field Type	Card.	Description
<b>status</b>	<a href="#">PublishFirmwareStatusEnumType</a>	1..1	Required. This contains the progress status of the publishfirmware installation.
<b>location</b>	string[0..512]	0..*	Optional. Required if status is Published. Can be multiple URI's, if the Local Controller supports e.g. HTTP, HTTPS, and FTP.
<b>requestId</b>	integer	0..1	Optional. The request id that was provided in the PublishFirmwareRequest which triggered this action.

### 1.42.2. PublishFirmwareStatusNotificationResponse

This contains the field definition of the PublishFirmwareStatusNotificationResponse PDU sent by the CSMS to the Charging station in response to a PublishFirmwareStatusNotificationRequest.

## 1.43. ReportChargingProfiles

### 1.43.1. ReportChargingProfilesRequest

Reports charging profiles installed in the Charging Station, as requested via a [GetChargingProfilesRequest](#) message. The charging profile report can be split over multiple ReportChargingProfilesRequest messages, this can be because charging profiles for different charging sources need to be reported, or because there is just too much data for one message.

Class

Field Name	Field Type	Card.	Description
<b>requestId</b>	integer	1..1	Required. Id used to match the <a href="#">GetChargingProfilesRequest</a> message with the resulting ReportChargingProfilesRequest messages. When the CSMS provided a requestId in the <a href="#">GetChargingProfilesRequest</a> , this field SHALL contain the same value.
<b>chargingLimitSource</b>	<a href="#">ChargingLimitSourceEnumType</a>	1..1	Required. Source that has installed this charging profile.
<b>tbc</b>	boolean	0..1	Optional. To Be Continued. Default value when omitted: false. false indicates that there are no further messages as part of this report.
<b>evseld</b>	integer	1..1	Required. The evse to which the charging profile applies. If evseld = 0, the message contains an overall limit for the Charging Station.
<b>chargingProfile</b>	<a href="#">ChargingProfileType</a>	1..*	Required. The charging profile as configured in the Charging Station.

## 1.43.2. ReportChargingProfilesResponse

The ReportChargingProfilesResponse message is sent by the CSMS to the Charging Station in response to a [ReportChargingProfilesRequest](#). No fields are defined.

## 1.44. RequestStartTransaction

### 1.44.1. RequestStartTransactionRequest

This contains the field definitions of the RequestStartTransactionRequest PDU sent to Charging Station by CSMS.

Class

Field Name	Field Type	Card.	Description
<b>evseld</b>	integer	0..1	Optional. Number of the EVSE on which to start the transaction. Evseld SHALL be > 0
<b>remoteStartId</b>	integer	1..1	Required. Id given by the server to this start request. The Charging Station will return this in the <a href="#">TransactionEventRequest</a> , letting the server know which transaction was started for this request.
<b>idToken</b>	<a href="#">IdTokenType</a>	1..1	Required. The identifier that the Charging Station must use to start a transaction.
<b>chargingProfile</b>	<a href="#">ChargingProfileType</a>	0..1	Optional. Charging Profile to be used by the Charging Station for the requested transaction. ChargingProfilePurpose MUST be set to TxProfile
<b>groupIdToken</b>	<a href="#">IdTokenType</a>	0..1	Optional. The groupIdToken is only relevant when the transaction is to be started on an EVSE for which a reservation for groupIdToken is active, and the configuration variable AuthorizeRemoteStart = false (otherwise the AuthorizeResponse could return the groupIdToken).

### 1.44.2. RequestStartTransactionResponse

This contains the field definitions of the RequestStartTransactionResponse PDU sent from Charging Station to CSMS.

Class

Field Name	Field Type	Card.	Description
<b>status</b>	<a href="#">RequestStartStopStatusEnumType</a>	1..1	Required. Status indicating whether the Charging Station accepts the request to start a transaction.

Field Name	Field Type	Card.	Description
<b>transactionId</b>	identifierString[0..36]	0..1	Optional. When the transaction was already started by the Charging Station before the RequestStartTransactionRequest was received, for example: cable plugged in first. This contains the transactionId of the already started transaction.
<b>statusInfo</b>	<a href="#">StatusInfoType</a>	0..1	Optional. Detailed status information.

## 1.45. RequestStopTransaction

### 1.45.1. RequestStopTransactionRequest

This contains the field definitions of the RequestStopTransactionRequest PDU sent to Charging Station by CSMS.

*Class*

Field Name	Field Type	Card.	Description
<b>transactionId</b>	identifierString[0..36]	1..1	Required. The identifier of the transaction which the Charging Station is requested to stop.

### 1.45.2. RequestStopTransactionResponse

This contains the field definitions of the RequestStopTransactionResponse PDU sent from Charging Station to CSMS.

*Class*

Field Name	Field Type	Card.	Description
<b>status</b>	<a href="#">RequestStartStopStatusEnumType</a>	1..1	Required. Status indicating whether Charging Station accepts the request to stop a transaction.
<b>statusInfo</b>	<a href="#">StatusInfoType</a>	0..1	Optional. Detailed status information.

## 1.46. ReservationStatusUpdate

### 1.46.1. ReservationStatusUpdateRequest

This contains the field definition of the ReservationStatusUpdateRequest PDU sent by the Charging Station to the CSMS.

*Class*

Field Name	Field Type	Card.	Description
<b>reservationId</b>	integer	1..1	Required. The ID of the reservation.
<b>reservationUpdateStatus</b>	<a href="#">ReservationUpdateStatusEnumType</a>	1..1	Required. The updated reservation status.

### 1.46.2. ReservationStatusUpdateResponse

This contains the field definition of the ReservationStatusUpdateResponse PDU sent by the CSMS to the Charging Station in response to a ReservationStatusUpdateRequest. No fields are defined.

## 1.47. ReserveNow

### 1.47.1. ReserveNowRequest

This contains the field definition of the ReserveNowRequest PDU sent by the CSMS to the Charging Station.

*Class*

Field Name	Field Type	Card.	Description
id	integer	1..1	Required. Id of reservation.
expiryDateTime	dateTime	1..1	Required. Date and time at which the reservation expires.
connectorType	<a href="#">ConnectorEnumType</a>	0..1	Optional. This field specifies the connector type.
evseld	integer	0..1	Optional. This contains ID of the evse to be reserved.
idToken	<a href="#">IdTokenType</a>	1..1	Required. The identifier for which the reservation is made.
groupIdToken	<a href="#">IdTokenType</a>	0..1	Optional. The group identifier for which the reservation is made.

## 1.47.2. ReserveNowResponse

This contains the field definition of the ReserveNowResponse PDU sent by the Charging Station to the CSMS in response to ReserveNowRequest PDU.

*Class*

Field Name	Field Type	Card.	Description
status	<a href="#">ReserveNowStatusEnumType</a>	1..1	Required. This indicates the success or failure of the reservation.
statusInfo	<a href="#">StatusInfoType</a>	0..1	Optional. Detailed status information.

## 1.48. Reset

### 1.48.1. ResetRequest

This contains the field definition of the ResetRequest PDU sent by the CSMS to the Charging Station.

*Class*

Field Name	Field Type	Card.	Description
type	<a href="#">ResetEnumType</a>	1..1	Required. This contains the type of reset that the Charging Station or EVSE should perform.
evseld	integer	0..1	Optional. This contains the ID of a specific EVSE that needs to be reset, instead of the entire Charging Station.

### 1.48.2. ResetResponse

This contains the field definition of the ResetResponse PDU sent by the Charging Station to the CSMS in response to ResetRequest.

*Class*

Field Name	Field Type	Card.	Description
status	<a href="#">ResetStatusEnumType</a>	1..1	Required. This indicates whether the Charging Station is able to perform the reset.
statusInfo	<a href="#">StatusInfoType</a>	0..1	Optional. Detailed status information.

## 1.49. SecurityEventNotification

### 1.49.1. SecurityEventNotificationRequest

Sent by the Charging Station to the CSMS in case of a security event.

*Class*

Field Name	Field Type	Card.	Description
<b>type</b>	string[0..50]	1..1	Required. Type of the security event. This value should be taken from the Security events list.
<b>timestamp</b>	dateTime	1..1	Required. Date and time at which the event occurred.
<b>techInfo</b>	string[0..255]	0..1	Optional. Additional information about the occurred security event.

## 1.49.2. SecurityEventNotificationResponse

Sent by the CSMS to the Charging Station to confirm the receipt of a SecurityEventNotificationRequest message. No fields are defined.

## 1.50. SendLocalList

### 1.50.1. SendLocalListRequest

This contains the field definition of the SendLocalListRequest PDU sent by the CSMS to the Charging Station. If no (empty) localAuthorizationList is given and the updateType is Full, all IdTokens are removed from the list. Requesting a Differential update without or with empty localAuthorizationList will have no effect on the list. All IdTokens in the localAuthorizationList MUST be unique, no duplicate values are allowed.

*Class*

Field Name	Field Type	Card.	Description
<b>versionNumber</b>	integer	1..1	Required. In case of a full update this is the version number of the full list. In case of a differential update it is the version number of the list after the update has been applied.
<b>updateType</b>	<a href="#">UpdateEnumType</a>	1..1	Required. This contains the type of update (full or differential) of this request.
<b>localAuthorizationList</b>	<a href="#">AuthorizationData</a>	0..*	Optional. This contains the Local Authorization List entries.

### 1.50.2. SendLocalListResponse

This contains the field definition of the SendLocalListResponse PDU sent by the Charging Station to the CSMS in response to [SendLocalListRequest](#) PDU.

*Class*

Field Name	Field Type	Card.	Description
<b>status</b>	<a href="#">SendLocalListStatusEnumType</a>	1..1	Required. This indicates whether the Charging Station has successfully received and applied the update of the Local Authorization List.
<b>statusInfo</b>	<a href="#">StatusInfoType</a>	0..1	Optional. Detailed status information.

## 1.51. SetChargingProfile

### 1.51.1. SetChargingProfileRequest

This contains the field definition of the SetChargingProfileRequest PDU sent by the CSMS to the Charging Station. The CSMS uses this message to send charging profiles to a Charging Station.

*Class*

Field Name	Field Type	Card.	Description
<b>evseld</b>	integer	1..1	Required. For TxDefaultProfile an evseld=0 applies the profile to each individual evse. For ChargingStationMaxProfile and ChargingStationExternalConstraints an evseld=0 contains an overall limit for the whole Charging Station.
<b>chargingProfile</b>	<a href="#">ChargingProfileType</a>	1..1	Required. The charging profile to be set at the Charging Station.

## 1.51.2. SetChargingProfileResponse

This contains the field definition of the SetChargingProfileResponse PDU sent by the Charging Station to the CSMS in response to SetChargingProfileRequest PDU.

*Class*

Field Name	Field Type	Card.	Description
<b>status</b>	<a href="#">ChargingProfileStatusEnumType</a>	1..1	Required. Returns whether the Charging Station has been able to process the message successfully. This does not guarantee the schedule will be followed to the letter. There might be other constraints the Charging Station may need to take into account.
<b>statusInfo</b>	<a href="#">StatusInfoType</a>	0..1	Optional. Detailed status information.

## 1.52. SetDisplayMessage

### 1.52.1. SetDisplayMessageRequest

This contains the field definition of the SetDisplayMessageRequest PDU sent by the CSMS to the Charging Station. The CSMS asks the Charging Station to configure a new display message that the Charging Station will display (in the future). See also [001 - Set Display Message](#), [002 - Set Display Message for Transaction](#) and [006 - Replace Display Message](#)

*Class*

Field Name	Field Type	Card.	Description
<b>message</b>	<a href="#">MessageInfoType</a>	1..1	Required. Message to be configured in the Charging Station, to be displayed.

### 1.52.2. SetDisplayMessageResponse

This contains the field definition of the SetDisplayMessageResponse PDU sent by the Charging Station to the CSMS in a response to a [SetDisplayMessageRequest](#). See also [001 - Set Display Message](#), [002 - Set Display Message for Transaction](#) and [006 - Replace Display Message](#)

*Class*

Field Name	Field Type	Card.	Description
<b>status</b>	<a href="#">DisplayMessageStatusEnumType</a>	1..1	Required. This indicates whether the Charging Station is able to display the message.
<b>statusInfo</b>	<a href="#">StatusInfoType</a>	0..1	Optional. Detailed status information.

## 1.53. SetMonitoringBase

### 1.53.1. SetMonitoringBaseRequest

This contains the field definition of the SetMonitoringBaseRequest PDU sent by the CSMS to the Charging Station.

*Class*

Field Name	Field Type	Card.	Description
monitoringBase	<a href="#">MonitoringBaseEnumType</a>	1..1	Required. Specify which monitoring base will be set

### 1.53.2. SetMonitoringBaseResponse

This contains the field definition of the SetMonitoringBaseResponse PDU sent by the Charging Station to the CSMS in response to a SetMonitoringBaseRequest.

Class

Field Name	Field Type	Card.	Description
status	<a href="#">GenericDeviceModelStatusEnumType</a>	1..1	Required. Indicates whether the Charging Station was able to accept the request.
statusInfo	<a href="#">StatusInfoType</a>	0..1	Optional. Detailed status information.

## 1.54. SetMonitoringLevel

### 1.54.1. SetMonitoringLevelRequest

This contains the field definition of the SetMonitoringLevelRequest PDU sent by the CSMS to the Charging Station.

Class

Field Name	Field Type	Card.	Description
<b>severity</b>	integer	1..1	<p>Required. The Charging Station SHALL only report events with a severity number lower than or equal to this severity. The severity range is 0-9, with 0 as the highest and 9 as the lowest severity level.</p> <p>The severity levels have the following meaning:</p> <p><b>0-Danger</b> Indicates lives are potentially in danger. Urgent attention is needed and action should be taken immediately.</p> <p><b>1-Hardware Failure</b> Indicates that the Charging Station is unable to continue regular operations due to Hardware issues. Action is required.</p> <p><b>2-System Failure</b> Indicates that the Charging Station is unable to continue regular operations due to software or minor hardware issues. Action is required.</p> <p><b>3-Critical</b> Indicates a critical error. Action is required.</p> <p><b>4-Error</b> Indicates a non-urgent error. Action is required.</p> <p><b>5-Alert</b> Indicates an alert event. Default severity for any type of monitoring event.</p> <p><b>6-Warning</b> Indicates a warning event. Action may be required.</p> <p><b>7-Notice</b> Indicates an unusual event. No immediate action is required.</p> <p><b>8-Informational</b> Indicates a regular operational event. May be used for reporting, measuring throughput, etc. No action is required.</p> <p><b>9-Debug</b> Indicates information useful to developers for debugging, not useful during operations.</p>

## 1.54.2. SetMonitoringLevelResponse

This contains the field definition of the SetMonitoringLevelResponse PDU sent by the Charging Station to the CSMS in response to a SetMonitoringLevelRequest.

*Class*

Field Name	Field Type	Card.	Description
<b>status</b>	<a href="#">GenericStatusEnumType</a>	1..1	Required. Indicates whether the Charging Station was able to accept the request.
<b>statusInfo</b>	<a href="#">StatusInfoType</a>	0..1	Optional. Detailed status information.

## 1.55. SetNetworkProfile

### 1.55.1. SetNetworkProfileRequest

With this message the CSMS gains the ability to configure the connection data (e.g. CSMS URL, OCPP version, APN, etc) on a Charging Station.

*Class*

Field Name	Field Type	Card.	Description
<b>configurationSlot</b>	integer	1..1	Required. Slot in which the configuration should be stored.
<b>connectionData</b>	<a href="#">NetworkConnectionProfileType</a>	1..1	Required. Connection details.

## 1.55.2. SetNetworkProfileResponse

This contains the field definition of the SetNetworkProfileResponse PDU sent by the Charging Station to the CSMS in response to a SetNetworkProfileRequest.

*Class*

Field Name	Field Type	Card.	Description
<b>status</b>	<a href="#">SetNetworkProfileStatusEnumType</a>	1..1	Required. Result of operation.
<b>statusInfo</b>	<a href="#">StatusInfoType</a>	0..1	Optional. Detailed status information.

## 1.56. SetVariableMonitoring

### 1.56.1. SetVariableMonitoringRequest

This contains the field definition of the SetVariableMonitoringRequest PDU sent by the CSMS to the Charging Station.

*Class*

Field Name	Field Type	Card.	Description
<b>setMonitoringData</b>	<a href="#">SetMonitoringDataType</a>	1..*	Required. List of MonitoringData containing monitoring settings.

### 1.56.2. SetVariableMonitoringResponse

This contains the field definition of the SetVariableMonitoringResponse PDU sent by the Charging Station to the CSMS in response to a SetVariableMonitoringRequest.

*Class*

Field Name	Field Type	Card.	Description
<b>setMonitoringResult</b>	<a href="#">SetMonitoringResultType</a>	1..*	Required. List of result statuses per monitor.

## 1.57. SetVariables

### 1.57.1. SetVariablesRequest

This contains the field definition of the SetVariablesRequest PDU sent by the CSMS to the Charging Station.

*Class*

Field Name	Field Type	Card.	Description
<b>setVariableData</b>	<a href="#">SetVariableDataType</a>	1..*	Required. List of Component-Variable pairs and attribute values to set.

### 1.57.2. SetVariablesResponse

This contains the field definition of the SetVariablesResponse PDU sent by the Charging Station to the CSMS in response to a SetVariablesRequest.

*Class*

Field Name	Field Type	Card.	Description
setVariableResult	<a href="#">SetVariableResultType</a>	1..*	Required. List of result statuses per Component-Variable.

## 1.58. SignCertificate

### 1.58.1. SignCertificateRequest

Sent by the Charging Station to the CSMS to request that the Certificate Authority signs the public key into a certificate.

*Class*

Field Name	Field Type	Card.	Description
csr	string[0..5500]	1..1	Required. The Charging Station SHALL send the public key in form of a Certificate Signing Request (CSR) as described in RFC 2986 [22] and then PEM encoded, using the <a href="#">SignCertificateRequest</a> message.
certificateType	<a href="#">CertificateSigningUseEnumType</a>	0..1	Optional. Indicates the type of certificate that is to be signed. When omitted the certificate is to be used for both the 15118 connection (if implemented) and the Charging Station to CSMS connection.

### 1.58.2. SignCertificateResponse

Sent by the CSMS to the Charging Station in response to the SignCertificateRequest message.

*Class*

Field Name	Field Type	Card.	Description
status	<a href="#">GenericStatusEnumType</a>	1..1	Required. Specifies whether the CSMS can process the request.
statusInfo	<a href="#">StatusInfoType</a>	0..1	Optional. Detailed status information.

## 1.59. StatusNotification

### 1.59.1. StatusNotificationRequest

This contains the field definition of the StatusNotificationRequest PDU sent by the Charging Station to the CSMS. This message might be removed in a future version of OCPP. It will be replaced by Device Management Monitoring events.

*Class*

Field Name	Field Type	Card.	Description
timestamp	dateTime	1..1	Required. The time for which the status is reported.
connectorStatus	<a href="#">ConnectorStatusEnumType</a>	1..1	Required. This contains the current status of the Connector.
evseld	integer	1..1	Required. The id of the EVSE to which the connector belongs for which the the status is reported.
connectorId	integer	1..1	Required. The id of the connector within the EVSE for which the status is reported.

### 1.59.2. StatusNotificationResponse

This contains the field definition of StatusNotificationResponse sent by the CSMS to the Charging Station in response to a [StatusNotificationRequest](#). This message might be removed in a future version of OCPP. It will be replaced by Device Management Monitoring events.

No fields are defined.

## 1.60. TransactionEvent

### 1.60.1. TransactionEventRequest

This section contains the field definition of the TransactionEventRequest PDU sent by the Charging Station to the CSMS. For each of the eventTypes; Started, Updated and Ended, the corresponding cardinality is specified.

Class

Field Name	Field Type	Card.	Description
<b>eventType</b>	<a href="#">TransactionEventEnumType</a>	1..1	Required. This contains the type of this event. The first TransactionEvent of a transaction SHALL contain: "Started" The last TransactionEvent of a transaction SHALL contain: "Ended" All others SHALL contain: "Updated"
<b>timestamp</b>	dateTime	1..1	Required. The date and time at which this transaction event occurred.
<b>triggerReason</b>	<a href="#">TriggerReasonEnumType</a>	1..1	Required. Reason the Charging Station sends this message to the CSMS
<b>seqNo</b>	integer	1..1	Required. Incremental sequence number, helps with determining if all messages of a transaction have been received.
<b>offline</b>	boolean	0..1	Optional. Indication that this transaction event happened when the Charging Station was offline. Default = false, meaning: the event occurred when the Charging Station was online.
<b>numberOfPhasesUsed</b>	integer	0..1	Optional. If the Charging Station is able to report the number of phases used, then it SHALL provide it. When omitted the CSMS may be able to determine the number of phases used via device management.
<b>cableMaxCurrent</b>	integer	0..1	Optional. The maximum current of the connected cable in Ampere (A).
<b>reservationId</b>	integer	0..1	Optional. This contains the Id of the reservation that terminates as a result of this transaction.
<b>transactionInfo</b>	<a href="#">TransactionType</a>	1..1	Required. Contains transaction specific information.
<b>idToken</b>	<a href="#">IdTokenType</a>	0..1	Optional. This contains the identifier for which a transaction is (or will be) started or stopped. Is required when the EV Driver becomes authorized for this transaction and when the EV Driver ends authorization. The IdToken should only be sent once in a TransactionEventRequest for every authorization (for starting or for stopping) done for this transaction, so that CSMS can return the idTokenInfo in the TransactionEventResponse. idToken should not be present in the TransactionEventRequest when a transaction is ended by a RequestStopTransactionRequest or a ResetRequest.
<b>evse</b>	<a href="#">EVSEType</a>	0..1	Optional. This identifies which evse (and connector) of the Charging Station is used.
<b>meterValue</b>	<a href="#">MeterValueType</a>	0..*	Optional. This contains the relevant meter values. Depending on the EventType of this TransactionEvent the following Configuration Variable is used to configure the content: Started: <a href="#">SampledDataTxStartedMeasurands</a> Updated: <a href="#">SampledDataTxUpdatedMeasurands</a> Ended: <a href="#">SampledDataTxEndedMeasurands</a> & <a href="#">AlignedDataTxEndedMeasurands</a>

### 1.60.2. TransactionEventResponse

This contains the field definition of the TransactionEventResponse PDU sent by the CSMS to the Charging Station in response to a

[TransactionEventRequest](#).

Class

Field Name	Field Type	Card.	Description
<b>totalCost</b>	decimal	0..1	Optional. When <i>eventType</i> of TransactionEventRequest is <i>Updated</i> , then this value contains the <i>running cost</i> . When <i>eventType</i> of TransactionEventRequest is <i>Ended</i> , then this contains the final <i>total cost</i> of this transaction, including taxes, in the currency configured with the Configuration Variable: <a href="#">Currency</a> . Absence of this value does not imply that the transaction was free. To indicate a free transaction, the CSMS SHALL send a value of 0.00.
<b>chargingPriority</b>	integer	0..1	Optional. Priority from a business point of view. Default priority is 0, The range is from -9 to 9. Higher values indicate a higher priority. The chargingPriority in <a href="#">TransactionEventResponse</a> is temporarily, so it may not be set in the <a href="#">IdTokenInfoType</a> afterwards. Also the chargingPriority in <a href="#">TransactionEventResponse</a> overrules the one in <a href="#">IdTokenInfoType</a> .
<b>idTokenInfo</b>	<a href="#">IdTokenInfoType</a>	0..1	Optional. This contains information about authorization status, expiry and group id. Is required when the <a href="#">transactionEventRequest</a> contained an idToken.
<b>updatedPersonalMessage</b>	<a href="#">MessageContentType</a>	0..1	Optional. This can contain updated personal message that can be shown to the EV Driver. This can be used to provide updated tariff information .

## 1.61. TriggerMessage

### 1.61.1. TriggerMessageRequest

This contains the field definition of the TriggerMessageRequest PDU sent by the CSMS to the Charging Station.

Class

Field Name	Field Type	Card.	Description
<b>requestedMessage</b>	<a href="#">MessageTriggerEnumType</a>	1..1	Required. Type of message to be triggered.
<b>evse</b>	<a href="#">EVSEType</a>	0..1	Optional. Can be used to specify the EVSE and Connector if required for the message which needs to be sent.

### 1.61.2. TriggerMessageResponse

This contains the field definition of the TriggerMessageResponse PDU sent by the Charging Station to the CSMS in response to [TriggerMessageResponse](#).

Class

Field Name	Field Type	Card.	Description
<b>status</b>	<a href="#">TriggerMessageStatusEnumType</a>	1..1	Required. Indicates whether the Charging Station will send the requested notification or not.
<b>statusInfo</b>	<a href="#">StatusInfoType</a>	0..1	Optional. Detailed status information.

## 1.62. UnlockConnector

### 1.62.1. UnlockConnectorRequest

This contains the field definition of the UnlockConnectorRequest PDU sent by the CSMS to the Charging Station.

Class

Field Name	Field Type	Card.	Description
<b>evseld</b>	integer	1..1	Required. This contains the identifier of the EVSE for which a connector needs to be unlocked.
<b>connectorId</b>	integer	1..1	Required. This contains the identifier of the connector that needs to be unlocked.

## 1.62.2. UnlockConnectorResponse

This contains the field definition of the UnlockConnectorResponse PDU sent by the Charging Station to the CSMS in response to an [UnlockConnectorRequest](#).

Class

Field Name	Field Type	Card.	Description
<b>status</b>	<a href="#">UnlockStatusEnumType</a>	1..1	Required. This indicates whether the Charging Station has unlocked the connector.
<b>statusInfo</b>	<a href="#">StatusInfoType</a>	0..1	Optional. Detailed status information.

## 1.63. UnpublishFirmware

### 1.63.1. UnpublishFirmwareRequest

This contains the field definition of the UnpublishFirmwareRequest PDU sent by the CSMS to the Charging Station.

Class

Field Name	Field Type	Card.	Description
<b>checksum</b>	identifierString[0..32]	1..1	Required. The MD5 checksum over the entire firmware file as a hexadecimal string of length 32.

### 1.63.2. UnpublishFirmwareResponse

This contains the field definition of the UnpublishFirmwareResponse PDU sent by the Charging Station to the CSMS in response to a UnpublishFirmwareRequest.

Class

Field Name	Field Type	Card.	Description
<b>status</b>	<a href="#">UnpublishFirmwareStatusEnumType</a>	1..1	Required. Indicates whether the Local Controller succeeded in unpublishing the firmware.

## 1.64. UpdateFirmware

### 1.64.1. UpdateFirmwareRequest

This contains the field definition of the UpdateFirmwareRequest PDU sent by the CSMS to the Charging Station.

Class

Field Name	Field Type	Card.	Description
<b>retries</b>	integer	0..1	Optional. This specifies how many times the Charging Station must retry to download the firmware before giving up. If this field is not present, it is left to Charging Station to decide how many times it wants to retry. If the value is 0, it means: no retries.

Field Name	Field Type	Card.	Description
<b>retryInterval</b>	integer	0..1	Optional. The interval in seconds after which a retry may be attempted. If this field is not present, it is left to Charging Station to decide how long to wait between attempts.
<b>requestId</b>	integer	1..1	Required. The Id of this request
<b>firmware</b>	<a href="#">FirmwareType</a>	1..1	Required. Specifies the firmware to be updated on the Charging Station.

## 1.64.2. UpdateFirmwareResponse

This contains the field definition of the UpdateFirmwareResponse PDU sent by the Charging Station to the CSMS in response to an [UpdateFirmwareRequest](#).

*Class*

Field Name	Field Type	Card.	Description
<b>status</b>	<a href="#">UpdateFirmwareStatusEnumType</a>	1..1	Required. This field indicates whether the Charging Station was able to accept the request.
<b>statusInfo</b>	<a href="#">StatusInfoType</a>	0..1	Optional. Detailed status information.

## Chapter 2. Datatypes

### 2.1. ACChargingParametersType

*Class*

EV AC charging parameters.

ACChargingParametersType is used by: [Common:ChargingNeedsType](#)

Field Name	Field Type	Card.	Description
<b>energyAmount</b>	integer	1..1	Required. Amount of energy requested (in Wh). This includes energy required for preconditioning.
<b>evMinCurrent</b>	integer	1..1	Required. Minimum current (amps) supported by the electric vehicle (per phase).
<b>evMaxCurrent</b>	integer	1..1	Required. Maximum current (amps) supported by the electric vehicle (per phase). Includes cable capacity.
<b>evMaxVoltage</b>	integer	1..1	Required. Maximum voltage supported by the electric vehicle

### 2.2. AdditionalInfoType

*Class*

Contains a case insensitive identifier to use for the authorization and the type of authorization to support multiple forms of identifiers.

AdditionalInfoType is used by: [Common:IdTokenType](#)

Field Name	Field Type	Card.	Description
<b>additionalIdToken</b>	identifierString[0..36]	1..1	Required. This field specifies the additional IdToken.
<b>type</b>	string[0..50]	1..1	Required. This defines the type of the additionalIdToken. This is a custom type, so the implementation needs to be agreed upon by all involved parties.

### 2.3. APNType

*Class*

Collection of configuration data needed to make a data-connection over a cellular network.

#### NOTE

When asking a GSM modem to dial in, it is possible to specify which mobile operator should be used. This can be done with the mobile country code (MCC) in combination with a mobile network code (MNC). Example: If your preferred network is Vodafone Netherlands, the MCC=204 and the MNC=04 which means the key PreferredNetwork = 20404 Some modems allows to specify a preferred network, which means, if this network is not available, a different network is used. If you specify UseOnlyPreferredNetwork and this network is not available, the modem will not dial in.

APNType is used by: [SetNetworkProfileRequest.NetworkConnectionProfileType](#)

Field Name	Field Type	Card.	Description
<b>apn</b>	string[0..512]	1..1	Required. The Access Point Name as an URL.
<b>apnUserName</b>	string[0..20]	0..1	Optional. APN username.
<b>apnPassword</b>	string[0..20]	0..1	Optional. APN Password.
<b>simPin</b>	integer	0..1	Optional. SIM card pin code.
<b>preferredNetwork</b>	identifierString[0..6]	0..1	Optional. Preferred network, written as MCC and MNC concatenated. See note.

Field Name	Field Type	Card.	Description
<b>useOnlyPreferredNetwork</b>	boolean	0..1	Optional. Default: false. Use only the preferred Network, do not dial in when not available. See Note.
<b>apnAuthentication</b>	<a href="#">APNAuthenticationEnumType</a>	1..1	Required. Authentication method.

## 2.4. AuthorizationData

*Class*

Contains the identifier to use for authorization.

AuthorizationData is used by: [SendLocalListRequest](#)

Field Name	Field Type	Card.	Description
<b>idTokenInfo</b>	<a href="#">IdTokenInfoType</a>	0..1	Optional. Required when UpdateType is Full. This contains information about authorization status, expiry and group id. For a Differential update the following applies: If this element is present, then this entry SHALL be added or updated in the Local Authorization List. If this element is absent, the entry for this IdToken in the Local Authorization List SHALL be deleted.
<b>idToken</b>	<a href="#">IdTokenType</a>	1..1	Required. This contains the identifier which needs to be stored for authorization.

## 2.5. CertificateHashDataChainType

*Class*

CertificateHashDataChainType is used by: [GetInstalledCertificateldsResponse](#)

Field Name	Field Type	Card.	Description
<b>certificateType</b>	<a href="#">GetCertificateldUseEnumType</a>	1..1	Required. Indicates the type of the requested certificate(s).
<b>certificateHashData</b>	<a href="#">CertificateHashDataType</a>	1..1	Required. Information to identify a certificate.
<b>childCertificateHashData</b>	<a href="#">CertificateHashDataType</a>	0..4	Optional. Information to identify the child certificate(s).

## 2.6. CertificateHashDataType

*Class*

CertificateHashDataType is used by: [Common:CertificateHashDataChainType](#) , [DeleteCertificateRequest](#) , [CustomerInformationRequest](#)

Field Name	Field Type	Card.	Description
<b>hashAlgorithm</b>	<a href="#">HashAlgorithmEnumType</a>	1..1	Required. Used algorithms for the hashes provided.
<b>issuerNameHash</b>	identifierString[0..128]	1..1	Required. The hash of the issuer's distinguished name (DN), that must be calculated over the DER encoding of the issuer's name field in the certificate being checked.
<b>issuerKeyHash</b>	string[0..128]	1..1	Required. The hash of the DER encoded public key: the value (excluding tag and length) of the subject public key field in the issuer's certificate.
<b>serialNumber</b>	identifierString[0..40]	1..1	Required. The string representation of the hexadecimal value of the serial number without the prefix "0x" and without leading zeroes.

## 2.7. ChargingLimitType

*Class*

ChargingLimitType is used by: [NotifyChargingLimitRequest](#)

Field Name	Field Type	Card.	Description
<b>chargingLimitSource</b>	<a href="#">ChargingLimitSourceEnumType</a>	1..1	Required. Represents the source of the charging limit.
<b>isGridCritical</b>	boolean	0..1	Optional. Indicates whether the charging limit is critical for the grid.

## 2.8. ChargingNeedsType

*Class*

ChargingNeedsType is used by: [NotifyEVChargingNeedsRequest](#)

Field Name	Field Type	Card.	Description
<b>requestedEnergyTransfer</b>	<a href="#">EnergyTransferModeEnumType</a>	1..1	Required. Mode of energy transfer requested by the EV.
<b>departureTime</b>	dateTime	0..1	Optional. Estimated departure time of the EV.
<b>acChargingParameters</b>	<a href="#">ACChargingParametersType</a>	0..1	Optional. EV AC charging parameters.
<b>dcChargingParameters</b>	<a href="#">DCChargingParametersType</a>	0..1	Optional. EV DC charging parameters

## 2.9. ChargingProfileCriterionType

*Class*

A ChargingProfile consists of ChargingSchedule, describing the amount of power or current that can be delivered per time interval.

ChargingProfileCriterionType is used by: [GetChargingProfilesRequest](#)

Field Name	Field Type	Card.	Description
<b>chargingProfilePurpose</b>	<a href="#">ChargingProfilePurposeEnumType</a>	0..1	Optional. Defines the purpose of the schedule transferred by this profile
<b>stackLevel</b>	integer	0..1	Optional. Value determining level in hierarchy stack of profiles. Higher values have precedence over lower values. Lowest level is 0.
<b>chargingProfileId</b>	integer	0..*	Optional. List of all the chargingProfileIds requested. Any ChargingProfile that matches one of these profiles will be reported. If omitted, the Charging Station SHALL not filter on chargingProfileId. This field SHALL NOT contain more ids than set in <a href="#">ChargingProfileEntries.maxLimit</a>
<b>chargingLimitSource</b>	<a href="#">ChargingLimitSourceEnumType</a>	0..4	Optional. For which charging limit sources, charging profiles SHALL be reported. If omitted, the Charging Station SHALL not filter on chargingLimitSource.

## 2.10. ChargingProfileType

*Class*

A ChargingProfile consists of ChargingSchedule, describing the amount of power or current that can be delivered per time interval.

ChargingProfileType is used by: [RequestStartTransactionRequest](#) , [SetChargingProfileRequest](#) , [ReportChargingProfilesRequest](#)

Field Name	Field Type	Card.	Description
<b>id</b>	integer	1..1	Required. Id of ChargingProfile.
<b>stackLevel</b>	integer	1..1	Required. Value determining level in hierarchy stack of profiles. Higher values have precedence over lower values. Lowest level is 0.
<b>chargingProfilePurpose</b>	<a href="#">ChargingProfilePurposeEnumType</a>	1..1	Required. Defines the purpose of the schedule transferred by this profile
<b>chargingProfileKind</b>	<a href="#">ChargingProfileKindEnumType</a>	1..1	Required. Indicates the kind of schedule.

Field Name	Field Type	Card.	Description
<b>recurrencyKind</b>	<a href="#">RecurrencyKindEnumType</a>	0..1	Optional. Indicates the start point of a recurrence.
<b>validFrom</b>	dateTime	0..1	Optional. Point in time at which the profile starts to be valid. If absent, the profile is valid as soon as it is received by the Charging Station.
<b>validTo</b>	dateTime	0..1	Optional. Point in time at which the profile stops to be valid. If absent, the profile is valid until it is replaced by another profile.
<b>transactionId</b>	identifierString[0..36]	0..1	Optional. SHALL only be included when ChargingProfilePurpose is set to TxProfile in a SetChargingProfileRequest. The transactionId is used to match the profile to a specific transaction.
<b>chargingSchedule</b>	<a href="#">ChargingScheduleType</a>	1..3	Required. Schedule that contains limits for the available power or current over time. In order to support ISO 15118 schedule negotiation, it supports at most three schedules with associated tariff to choose from. Having multiple <i>chargingSchedules</i> is only allowed for charging profiles of purpose TxProfile in the context of an ISO 15118 charging session.

## 2.11. ChargingSchedulePeriodType

### Class

Charging schedule period structure defines a time period in a charging schedule.

ChargingSchedulePeriodType is used by: [Common:ChargingScheduleType](#) , [Common:CompositeScheduleType](#)

Field Name	Field Type	Card.	Description
<b>startPeriod</b>	integer	1..1	Required. Start of the period, in seconds from the start of schedule. The value of StartPeriod also defines the stop time of the previous period.
<b>limit</b>	decimal	1..1	Required. Charging rate limit during the schedule period, in the applicable chargingRateUnit, for example in Amperes (A) or Watts (W). Accepts at most one digit fraction (e.g. 8.1).
<b>numberPhases</b>	integer	0..1	Optional. The number of phases that can be used for charging. For a DC EVSE this field should be omitted. For an AC EVSE a default value of numberPhases = 3 will be assumed if the field is absent.
<b>phaseToUse</b>	integer	0..1	Optional. Values: 1..3, Used if numberPhases=1 and if the EVSE is capable of switching the phase connected to the EV, i.e. ACPhaseSwitchingSupported is defined and true. It's not allowed unless both conditions above are true. If both conditions are true, and phaseToUse is omitted, the Charging Station / EVSE will make the selection on its own.

## 2.12. ChargingScheduleType

### Class

Charging schedule structure defines a list of charging periods, as used in: GetCompositeSchedule.conf and ChargingProfile.

ChargingScheduleType is used by: [Common:ChargingProfileType](#) , [NotifyChargingLimitRequest](#) , [NotifyEVChargingScheduleRequest](#)

Field Name	Field Type	Card.	Description
<b>id</b>	integer	1..1	Required. Identifies the ChargingSchedule.

Field Name	Field Type	Card.	Description
<b>startSchedule</b>	dateTime	0..1	Optional. Starting point of an absolute or recurring schedule.
<b>duration</b>	integer	0..1	Optional. Duration of the charging schedule in seconds. If the duration is left empty, the last period will continue indefinitely or until end of the transaction if chargingProfilePurpose = TxProfile.
<b>chargingRateUnit</b>	<a href="#">ChargingRateUnitEnumType</a>	1..1	Required. The unit of measure Limit is expressed in.
<b>minChargingRate</b>	decimal	0..1	Optional. Minimum charging rate supported by the EV. The unit of measure is defined by the chargingRateUnit. This parameter is intended to be used by a local smart charging algorithm to optimize the power allocation for in the case a charging process is inefficient at lower charging rates. Accepts at most one digit fraction (e.g. 8.1)
<b>chargingSchedulePeriod</b>	<a href="#">ChargingSchedulePeriodType</a>	1..1024	Required. List of ChargingSchedulePeriod elements defining maximum power or current usage over time. The maximum number of periods, that is supported by the Charging Station, if less than 1024, is set by device model variable SmartChargingCtrlr.PeriodsPerSchedule.
<b>salesTariff</b>	<a href="#">SalesTariffType</a>	0..1	Optional. Sales tariff associated with this charging schedule.

## 2.13. ChargingStationType

### Class

The physical system where an Electrical Vehicle (EV) can be charged.

ChargingStationType is used by: [BootNotificationRequest](#)

Field Name	Field Type	Card.	Description
<b>serialNumber</b>	string[0..25]	0..1	Optional. Vendor-specific device identifier.
<b>model</b>	string[0..20]	1..1	Required. Defines the model of the device.
<b>vendorName</b>	string[0..50]	1..1	Required. Identifies the vendor (not necessarily in a unique manner).
<b>firmwareVersion</b>	string[0..50]	0..1	Optional. This contains the firmware version of the Charging Station.
<b>modem</b>	<a href="#">ModemType</a>	0..1	Optional. Defines the functional parameters of a communication link.

## 2.14. ClearChargingProfileType

### Class

A ChargingProfile consists of a ChargingSchedule, describing the amount of power or current that can be delivered per time interval.

ClearChargingProfileType is used by: [ClearChargingProfileRequest](#)

Field Name	Field Type	Card.	Description
<b>evseld</b>	integer	0..1	Optional. Specifies the id of the EVSE for which to clear charging profiles. An evseld of zero (0) specifies the charging profile for the overall Charging Station. Absence of this parameter means the clearing applies to all charging profiles that match the other criteria in the request.
<b>chargingProfilePurpose</b>	<a href="#">ChargingProfilePurposeEnumType</a>	0..1	Optional. Specifies to purpose of the charging profiles that will be cleared, if they meet the other criteria in the request.

Field Name	Field Type	Card.	Description
<b>stackLevel</b>	integer	0..1	Optional. Specifies the stackLevel for which charging profiles will be cleared, if they meet the other criteria in the request.

## 2.15. ClearMonitoringResultType

*Class*

ClearMonitoringResultType is used by: [ClearVariableMonitoringResponse](#)

Field Name	Field Type	Card.	Description
<b>status</b>	<a href="#">ClearMonitoringStatusEnumType</a>	1..1	Required. Result of the clear request for this monitor, identified by its Id.
<b>id</b>	integer	1..1	Required. Id of the monitor of which a clear was requested.
<b>statusInfo</b>	<a href="#">StatusInfoType</a>	0..1	Optional. Detailed status information.

## 2.16. ComponentType

*Class*

A physical or logical component

ComponentType is used by: [Common:ComponentVariableType](#) , [Common:MessageInfoType](#) , [GetVariablesRequest.GetVariableDataType](#) , [GetVariablesResponse.GetVariableResultType](#) , [NotifyMonitoringReportRequest.MonitoringDataType](#) , [NotifyReportRequest.ReportDataType](#) , [SetVariableMonitoringRequest.SetMonitoringDataType](#) , [SetVariableMonitoringResponse.SetMonitoringResultType](#) , [SetVariablesRequest.SetVariableDataType](#) , [SetVariablesResponse.SetVariableResultType](#) , [NotifyEventRequest.EventDataType](#)

Field Name	Field Type	Card.	Description
<b>name</b>	identifierString[0..50]	1..1	Required. Name of the component. Name should be taken from the list of standardized component names whenever possible. Case Insensitive. strongly advised to use Camel Case.
<b>instance</b>	identifierString[0..50]	0..1	Optional. Name of instance in case the component exists as multiple instances. Case Insensitive. strongly advised to use Camel Case.
<b>evse</b>	<a href="#">EVSEType</a>	0..1	Optional. Specifies the EVSE when component is located at EVSE level, also specifies the connector when component is located at Connector level.

## 2.17. ComponentVariableType

*Class*

Class to report components, variables and variable attributes and characteristics.

ComponentVariableType is used by: [GetMonitoringReportRequest](#) , [GetReportRequest](#)

Field Name	Field Type	Card.	Description
<b>component</b>	<a href="#">ComponentType</a>	1..1	Required. Component for which a report of Variable is requested.
<b>variable</b>	<a href="#">VariableType</a>	0..1	Optional. Variable(s) for which the report is requested.

## 2.18. CompositeScheduleType

*Class*

CompositeScheduleType is used by: [GetCompositeScheduleResponse](#)

Field Name	Field Type	Card.	Description
<b>evseld</b>	integer	1..1	Required. The ID of the EVSE for which the schedule is requested. When evseld=0, the Charging Station calculated the expected consumption for the grid connection.
<b>duration</b>	integer	1..1	Required. Duration of the schedule in seconds.
<b>scheduleStart</b>	dateTime	1..1	Required. Date and time at which the schedule becomes active. All time measurements within the schedule are relative to this timestamp.
<b>chargingRateUnit</b>	<a href="#">ChargingRateUnitEnumType</a>	1..1	Required. The unit of measure Limit is expressed in.
<b>chargingSchedulePeriod</b>	<a href="#">ChargingSchedulePeriodType</a>	1..*	Required. List of ChargingSchedulePeriod elements defining maximum power or current usage over time.

## 2.19. ConsumptionCostType

*Class*

ConsumptionCostType is used by: [Common:SalesTariffEntryType](#)

Field Name	Field Type	Card.	Description
<b>startValue</b>	decimal	1..1	Required. The lowest level of consumption that defines the starting point of this consumption block. The block interval extends to the start of the next interval.
<b>cost</b>	<a href="#">CostType</a>	1..3	Required. This field contains the cost details.

## 2.20. CostType

*Class*

CostType is used by: [Common:ConsumptionCostType](#)

Field Name	Field Type	Card.	Description
<b>costKind</b>	<a href="#">CostKindEnumType</a>	1..1	Required. The kind of cost referred to in the message element amount
<b>amount</b>	integer	1..1	Required. The estimated or actual cost per kWh
<b>amountMultiplier</b>	integer	0..1	Optional. Values: -3..3, The amountMultiplier defines the exponent to base 10 (dec). The final value is determined by: amount * 10 ^ amountMultiplier

## 2.21. DCChargingParametersType

*Class*

EV DC charging parameters

DCChargingParametersType is used by: [Common:ChargingNeedsType](#)

Field Name	Field Type	Card.	Description
<b>evMaxCurrent</b>	integer	1..1	Required. Maximum current (amps) supported by the electric vehicle. Includes cable capacity.
<b>evMaxVoltage</b>	integer	1..1	Required. Maximum voltage supported by the electric vehicle
<b>energyAmount</b>	integer	0..1	Optional. Amount of energy requested (in Wh). This includes energy required for preconditioning.
<b>evMaxPower</b>	integer	0..1	Optional. Maximum power (in W) supported by the electric vehicle. Required for DC charging.

Field Name	Field Type	Card.	Description
<b>stateOfCharge</b>	integer, 0 <= val <= 100	0..1	Optional. Energy available in the battery (in percent of the battery capacity)
<b>evEnergyCapacity</b>	integer	0..1	Optional. Capacity of the electric vehicle battery (in Wh)
<b>fullSoC</b>	integer, 0 <= val <= 100	0..1	Optional. Percentage of SoC at which the EV considers the battery fully charged. (possible values: 0 - 100)
<b>bulkSoC</b>	integer, 0 <= val <= 100	0..1	Optional. Percentage of SoC at which the EV considers a fast charging process to end. (possible values: 0 - 100)

## 2.22. EventDataType

### Class

Class to report an event notification for a component-variable.

EventDataType is used by: [NotifyEventRequest](#)

Field Name	Field Type	Card.	Description
<b>eventId</b>	integer	1..1	Required. Identifies the event. This field can be referred to as a cause by other events.
<b>timestamp</b>	dateTime	1..1	Required. Timestamp of the moment the report was generated.
<b>trigger</b>	<a href="#">EventTriggerEnumType</a>	1..1	Required. Type of trigger for this event, e.g. exceeding a threshold value.
<b>cause</b>	integer	0..1	Optional. Refers to the Id of an event that is considered to be the cause for this event.
<b>actualValue</b>	string[0..2500]	1..1	Required. Actual value ( <i>attributeType</i> Actual) of the variable.  The Configuration Variable <a href="#">ReportingValueSize</a> can be used to limit <code>GetVariableResult.attributeValue</code> , <code>VariableAttribute.value</code> and <code>EventData.actualValue</code> . The max size of these values will always remain equal.
<b>techCode</b>	string[0..50]	0..1	Optional. Technical (error) code as reported by component.
<b>techInfo</b>	string[0..500]	0..1	Optional. Technical detail information as reported by component.
<b>cleared</b>	boolean	0..1	Optional. <i>Cleared</i> is set to true to report the clearing of a monitored situation, i.e. a 'return to normal'.
<b>transactionId</b>	identifierString[0..36]	0..1	Optional. If an event notification is linked to a specific transaction, this field can be used to specify its transactionId.
<b>variableMonitoringId</b>	integer	0..1	Optional. Identifies the VariableMonitoring which triggered the event.
<b>eventNotificationType</b>	<a href="#">EventNotificationEnumType</a>	1..1	Required. Specifies the event notification type of the message.
<b>component</b>	<a href="#">ComponentType</a>	1..1	Required. Component for which event is notified.
<b>variable</b>	<a href="#">VariableType</a>	1..1	Required. Variable for which event is notified.

## 2.23. EVSEType

### Class

Electric Vehicle Supply Equipment

EVSEType is used by: [Common:ComponentType](#) , [TriggerMessageRequest](#) , [ChangeAvailabilityRequest](#) , [TransactionEventRequest](#)

Field Name	Field Type	Card.	Description
<b>id</b>	integer	1..1	Required. EVSE Identifier. This contains a number (> 0) designating an EVSE of the Charging Station.
<b>connectorId</b>	integer	0..1	Optional. An id to designate a specific connector (on an EVSE) by connector index number.

## 2.24. FirmwareType

*Class*

Represents a copy of the firmware that can be loaded/updated on the Charging Station.

FirmwareType is used by: [UpdateFirmwareRequest](#)

Field Name	Field Type	Card.	Description
<b>location</b>	string[0..512]	1..1	Required. URI defining the origin of the firmware.
<b>retrieveDateTime</b>	dateTime	1..1	Required. Date and time at which the firmware shall be retrieved.
<b>installDateTime</b>	dateTime	0..1	Optional. Date and time at which the firmware shall be installed.
<b>signingCertificate</b>	string[0..5500]	0..1	Optional. Certificate with which the firmware was signed. PEM encoded X.509 certificate.
<b>signature</b>	string[0..800]	0..1	Optional. Base64 encoded firmware signature.

## 2.25. GetVariableDataType

*Class*

Class to hold parameters for GetVariables request.

GetVariableDataType is used by: [GetVariablesRequest](#)

Field Name	Field Type	Card.	Description
<b>attributeType</b>	<a href="#">AttributeEnumType</a>	0..1	Optional. Attribute type for which value is requested. When absent, default Actual is assumed.
<b>component</b>	<a href="#">ComponentType</a>	1..1	Required. Component for which the Variable is requested.
<b>variable</b>	<a href="#">VariableType</a>	1..1	Required. Variable for which the attribute value is requested.

## 2.26. GetVariableResultType

*Class*

Class to hold results of GetVariables request.

GetVariableResultType is used by: [GetVariablesResponse](#)

Field Name	Field Type	Card.	Description
<b>attributeStatus</b>	<a href="#">GetVariableStatusEnumType</a>	1..1	Required. Result status of getting the variable.
<b>attributeType</b>	<a href="#">AttributeEnumType</a>	0..1	Optional. Attribute type for which value is requested. When absent, default Actual is assumed.

Field Name	Field Type	Card.	Description
<b>attributeValue</b>	string[0..2500]	0..1	Optional. Value of requested attribute type of component-variable. This field can only be empty when the given status is NOT accepted.  The Configuration Variable <a href="#">ReportingValueSize</a> can be used to limit <code>GetVariableResult.attributeValue</code> , <code>VariableAttribute.value</code> and <code>EventData.actualValue</code> . The max size of these values will always remain equal.
<b>component</b>	<a href="#">ComponentType</a>	1..1	Required. Component for which the Variable is requested.
<b>variable</b>	<a href="#">VariableType</a>	1..1	Required. Variable for which the attribute value is requested.
<b>attributeStatusInfo</b>	<a href="#">StatusInfoType</a>	0..1	Optional. Detailed attribute status information.

## 2.27. IdTokenInfoType

### Class

Contains status information about an identifier. It is advised to not stop charging for a token that expires during charging, as `ExpiryDate` is only used for caching purposes. If `ExpiryDate` is not given, the status has no end date.

`IdTokenInfoType` is used by: [Common:AuthorizationData](#) , [AuthorizeResponse](#) , [TransactionEventResponse](#)

Field Name	Field Type	Card.	Description
<b>status</b>	<a href="#">AuthorizationStatusEnumType</a>	1..1	Required. Current status of the ID Token.
<b>cacheExpiryDateTime</b>	dateTime	0..1	Optional. Date and Time after which the token must be considered invalid.
<b>chargingPriority</b>	integer	0..1	Optional. Priority from a business point of view. Default priority is 0, The range is from -9 to 9. Higher values indicate a higher priority. The <code>chargingPriority</code> in <a href="#">TransactionEventResponse</a> overrules this one.
<b>language1</b>	string[0..8]	0..1	Optional. Preferred user interface language of identifier user. Contains a language code as defined in <a href="#">RFC5646</a> .
<b>evseld</b>	integer	0..*	Optional. Only used when the <code>IdToken</code> is only valid for one or more specific EVSEs, not for the entire Charging Station.
<b>language2</b>	string[0..8]	0..1	Optional. Second preferred user interface language of identifier user. Don't use when <code>language1</code> is omitted, has to be different from <code>language1</code> . Contains a language code as defined in <a href="#">RFC5646</a> .
<b>groupIdToken</b>	<a href="#">IdTokenType</a>	0..1	Optional. This contains the group identifier.
<b>personalMessage</b>	<a href="#">MessageContentType</a>	0..1	Optional. Personal message that can be shown to the EV Driver and can be used for tariff information, user greetings etc.

## 2.28. IdTokenType

### Class

Contains a case insensitive identifier to use for the authorization and the type of authorization to support multiple forms of identifiers.

`IdTokenType` is used by: [Common:AuthorizationData](#) , [Common:IdTokenInfoType](#) , [RequestStartTransactionRequest](#) , [AuthorizeRequest](#) , [TransactionEventRequest](#) , [ReserveNowRequest](#) , [CustomerInformationRequest](#)

Field Name	Field Type	Card.	Description
<b>idToken</b>	identifierString[0..36]	1..1	Required. <code>IdToken</code> is case insensitive. Might hold the hidden id of an RFID tag, but can for example also contain a UUID.
<b>type</b>	<a href="#">IdTokenEnumType</a>	1..1	Required. Enumeration of possible <code>idToken</code> types.

Field Name	Field Type	Card.	Description
<b>additionalInfo</b>	<a href="#">AdditionalInfoType</a>	0..*	Optional. AdditionalInfo can be used to send extra information which can be validated by the CSMS in addition to the regular authorization with <i>IdToken</i> . <i>AdditionalInfo</i> contains one or more custom types, which need to be agreed upon by all parties involved. When AdditionalInfo is NOT implemented or a not supported AdditionalInfo.type is used, the CSMS/Charging Station MAY ignore the AdditionalInfo.

## 2.29. LogParametersType

*Class*

Generic class for the configuration of logging entries.

LogParametersType is used by: [GetLogRequest](#)

Field Name	Field Type	Card.	Description
<b>remoteLocation</b>	string[0..512]	1..1	Required. The URL of the location at the remote system where the log should be stored.
<b>oldestTimestamp</b>	dateTime	0..1	Optional. This contains the date and time of the oldest logging information to include in the diagnostics.
<b>latestTimestamp</b>	dateTime	0..1	Optional. This contains the date and time of the latest logging information to include in the diagnostics.

## 2.30. MessageContentType

*Class*

Contains message details, for a message to be displayed on a Charging Station.

MessageContentType is used by: [Common.IdTokenInfoType](#) , [Common.MessageInfoType](#) , [TransactionEventResponse](#)

Field Name	Field Type	Card.	Description
<b>format</b>	<a href="#">MessageFormatEnumType</a>	1..1	Required. Format of the message.
<b>language</b>	string[0..8]	0..1	Optional. Message language identifier. Contains a language code as defined in <a href="#">[RFC5646]</a> .
<b>content</b>	string[0..512]	1..1	Required. Message contents.

## 2.31. MessageInfoType

*Class*

Contains message details, for a message to be displayed on a Charging Station.

MessageInfoType is used by: [SetDisplayMessageRequest](#) , [NotifyDisplayMessagesRequest](#)

Field Name	Field Type	Card.	Description
<b>id</b>	integer	1..1	Required. Unique id within an exchange context. It is defined within the OCPP context as a positive Integer value (greater or equal to zero).
<b>priority</b>	<a href="#">MessagePriorityEnumType</a>	1..1	Required. With what priority should this message be shown
<b>state</b>	<a href="#">MessageStateEnumType</a>	0..1	Optional. During what state should this message be shown. When omitted this message should be shown in any state of the Charging Station.
<b>startDateTime</b>	dateTime	0..1	Optional. From what date-time should this message be shown. If omitted: directly.

Field Name	Field Type	Card.	Description
<b>endTime</b>	dateTime	0..1	Optional. Until what date-time should this message be shown, after this date/time this message SHALL be removed.
<b>transactionId</b>	identifierString[0..36]	0..1	Optional. During which transaction shall this message be shown. Message SHALL be removed by the Charging Station after transaction has ended.
<b>message</b>	<a href="#">MessageContentType</a>	1..1	Required. Contains message details for the message to be displayed on a Charging Station.
<b>display</b>	<a href="#">ComponentType</a>	0..1	Optional. When a Charging Station has multiple Displays, this field can be used to define to which Display this message belongs.

## 2.32. MeterValueType

*Class*

Collection of one or more sampled values in MeterValuesRequest and TransactionEvent. All sampled values in a MeterValue are sampled at the same point in time.

MeterValueType is used by: [MeterValuesRequest](#) , [TransactionEventRequest](#)

Field Name	Field Type	Card.	Description
<b>timestamp</b>	dateTime	1..1	Required. Timestamp for measured value(s).
<b>sampledValue</b>	<a href="#">SampledValueType</a>	1..*	Required. One or more measured values

## 2.33. ModemType

*Class*

Defines parameters required for initiating and maintaining wireless communication with other devices.

ModemType is used by: [BootNotificationRequest.ChargingStationType](#)

Field Name	Field Type	Card.	Description
<b>iccid</b>	identifierString[0..20]	0..1	Optional. This contains the ICCID of the modem's SIM card.
<b>imsi</b>	identifierString[0..20]	0..1	Optional. This contains the IMSI of the modem's SIM card.

## 2.34. MonitoringDataType

*Class*

Class to hold parameters of SetVariableMonitoring request.

MonitoringDataType is used by: [NotifyMonitoringReportRequest](#)

Field Name	Field Type	Card.	Description
<b>component</b>	<a href="#">ComponentType</a>	1..1	Required. Component for which monitoring report was requested.
<b>variable</b>	<a href="#">VariableType</a>	1..1	Required. Variable for which monitoring report was requested.
<b>variableMonitoring</b>	<a href="#">VariableMonitoringType</a>	1..*	Required. List of monitors for this Component-Variable pair.

## 2.35. NetworkConnectionProfileType

*Class*

The NetworkConnectionProfile defines the functional and technical parameters of a communication link.

NetworkConnectionProfileType is used by: [SetNetworkProfileRequest](#)

Field Name	Field Type	Card.	Description
<b>ocppVersion</b>	<a href="#">OCPPVersionEnumType</a>	1..1	Required. Defines the OCPP version used for this communication function. This field is ignored, since the OCPP version to use is determined during the websocket handshake.
<b>ocppTransport</b>	<a href="#">OCPPTransportEnumType</a>	1..1	Required. Defines the transport protocol (e.g. SOAP or JSON). Note: SOAP is not supported in OCPP 2.0, but is supported by other versions of OCPP.
<b>ocppCsmsUrl</b>	string[0..512]	1..1	Required. URL of the CSMS(s) that this Charging Station communicates with, without the Charging Station identity part. The SecurityCtrlr.Identity field is appended to <i>ocppCsmsUrl</i> to provide the full websocket URL.
<b>messageTimeout</b>	integer	1..1	Required. Duration in seconds before a message send by the Charging Station via this network connection times-out. The best setting depends on the underlying network and response times of the CSMS. If you are looking for a some guideline: use 30 seconds as a starting point.
<b>securityProfile</b>	integer	1..1	Required. This field specifies the security profile used when connecting to the CSMS with this NetworkConnectionProfile.
<b>ocppInterface</b>	<a href="#">OCPPInterfaceEnumType</a>	1..1	Required. Applicable Network Interface. Charging Station is allowed to use a different network interface to connect if the given one does not work
<b>vpn</b>	<a href="#">VPNTType</a>	0..1	Optional. Settings to be used to set up the VPN connection
<b>apn</b>	<a href="#">APNTType</a>	0..1	Optional. Collection of configuration data needed to make a data-connection over a cellular network.

## 2.36. OCSPRequestDataType

*Class*

OCSPRequestDataType is used by: [AuthorizeRequest](#) , [GetCertificateStatusRequest](#)

Field Name	Field Type	Card.	Description
<b>hashAlgorithm</b>	<a href="#">HashAlgorithmEnumType</a>	1..1	Required. Used algorithms for the hashes provided.
<b>issuerNameHash</b>	identifierString[0..128]	1..1	Required. The hash of the issuer's distinguished name (DN), that must be calculated over the DER encoding of the issuer's name field in the certificate being checked.
<b>issuerKeyHash</b>	string[0..128]	1..1	Required. The hash of the DER encoded public key: the value (excluding tag and length) of the subject public key field in the issuer's certificate.
<b>serialNumber</b>	identifierString[0..40]	1..1	Required. The string representation of the hexadecimal value of the serial number without the prefix "0x" and without leading zeroes.
<b>responderURL</b>	string[0..512]	1..1	Required. This contains the responder URL (Case insensitive).

## 2.37. RelativeTimeIntervalType

Class

RelativeTimeIntervalType is used by: [Common:SalesTariffEntryType](#)

Field Name	Field Type	Card.	Description
<b>start</b>	integer	1..1	Required. Start of the interval, in seconds from NOW.
<b>duration</b>	integer	0..1	Optional. Duration of the interval, in seconds.

## 2.38. ReportDataType

Class

Class to report components, variables and variable attributes and characteristics.

ReportDataType is used by: [NotifyReportRequest](#)

Field Name	Field Type	Card.	Description
<b>component</b>	<a href="#">ComponentType</a>	1..1	Required. Component for which a report of Variable is requested.
<b>variable</b>	<a href="#">VariableType</a>	1..1	Required. Variable for which report is requested.
<b>variableAttribute</b>	<a href="#">VariableAttributeType</a>	1..4	Required. Attribute data of a variable.
<b>variableCharacteristics</b>	<a href="#">VariableCharacteristicsType</a>	0..1	Optional. Fixed read-only parameters of a variable.

## 2.39. SalesTariffEntryType

Class

SalesTariffEntryType is used by: [Common:SalesTariffType](#)

Field Name	Field Type	Card.	Description
<b>ePriceLevel</b>	integer, 0 <= val	0..1	Optional. Defines the price level of this SalesTariffEntry (referring to NumEPriceLevels). Small values for the EPriceLevel represent a cheaper TariffEntry. Large values for the EPriceLevel represent a more expensive TariffEntry.
<b>relativeTimeInterval</b>	<a href="#">RelativeTimeIntervalType</a>	1..1	Required. Defines the time interval the SalesTariffEntry is valid for, based upon relative times.
<b>consumptionCost</b>	<a href="#">ConsumptionCostType</a>	0..3	Optional. Defines additional means for further relative price information and/or alternative costs.

## 2.40. SalesTariffType

Class

**NOTE** | This dataType is based on dataTypes from [ISO 15118-2](#).

SalesTariffType is used by: [Common:ChargingScheduleType](#)

Field Name	Field Type	Card.	Description
<b>id</b>	integer	1..1	Required. SalesTariff identifier used to identify one sales tariff. An SAID remains a unique identifier for one schedule throughout a charging session.
<b>salesTariffDescription</b>	string[0..32]	0..1	Optional. A human readable title/short description of the sales tariff e.g. for HMI display purposes.

Field Name	Field Type	Card.	Description
<b>numEPriceLevels</b>	integer	0..1	Optional. Defines the overall number of distinct price levels used across all provided SalesTariff elements.
<b>salesTariffEntry</b>	<a href="#">SalesTariffEntryType</a>	1..1024	Required. Encapsulating element describing all relevant details for one time interval of the SalesTariff. The number of SalesTariffEntry elements is limited by the parameter maxScheduleTuples.

## 2.41. SampledValueType

### Class

Single sampled value in MeterValues. Each value can be accompanied by optional fields.

To save on mobile data usage, default values of all of the optional fields are such that. The value without any additional fields will be interpreted, as a register reading of active import energy in Wh (Watt-hour) units.

SampledValueType is used by: [Common:MeterValueType](#)

Field Name	Field Type	Card.	Description
<b>value</b>	decimal	1..1	Required. Indicates the measured value.
<b>context</b>	<a href="#">ReadingContextEnumType</a>	0..1	Optional. Type of detail value: start, end or sample. Default = "Sample.Periodic"
<b>measurand</b>	<a href="#">MeasurandEnumType</a>	0..1	Optional. Type of measurement. Default = "Energy.Active.Import.Register"
<b>phase</b>	<a href="#">PhaseEnumType</a>	0..1	Optional. Indicates how the measured value is to be interpreted. For instance between L1 and neutral (L1-N) Please note that not all values of phase are applicable to all Measurands. When phase is absent, the measured value is interpreted as an overall value.
<b>location</b>	<a href="#">LocationEnumType</a>	0..1	Optional. Indicates where the measured value has been sampled. Default = "Outlet"
<b>signedMeterValue</b>	<a href="#">SignedMeterValueType</a>	0..1	Optional. Contains the MeterValueSignature with sign/encoding method information.
<b>unitOfMeasure</b>	<a href="#">UnitOfMeasureType</a>	0..1	Optional. Represents a UnitOfMeasure including a multiplier

## 2.42. SetMonitoringDataType

### Class

Class to hold parameters of SetVariableMonitoring request.

SetMonitoringDataType is used by: [SetVariableMonitoringRequest](#)

Field Name	Field Type	Card.	Description
<b>id</b>	integer	0..1	Optional. An id SHALL only be given to replace an existing monitor. The Charging Station handles the generation of id's for new monitors.
<b>transaction</b>	boolean	0..1	Optional. Monitor only active when a transaction is ongoing on a component relevant to this transaction. Default = false.
<b>value</b>	decimal	1..1	Required. Value for threshold or delta monitoring. For Periodic or PeriodicClockAligned this is the interval in seconds.
<b>type</b>	<a href="#">MonitorEnumType</a>	1..1	Required. The type of this monitor, e.g. a threshold, delta or periodic monitor.

Field Name	Field Type	Card.	Description
<b>severity</b>	integer	1..1	<p>Required. The severity that will be assigned to an event that is triggered by this monitor. The severity range is 0-9, with 0 as the highest and 9 as the lowest severity level.</p> <p>The severity levels have the following meaning:</p> <p><b>0-Danger</b> Indicates lives are potentially in danger. Urgent attention is needed and action should be taken immediately.</p> <p><b>1-Hardware Failure</b> Indicates that the Charging Station is unable to continue regular operations due to Hardware issues. Action is required.</p> <p><b>2-System Failure</b> Indicates that the Charging Station is unable to continue regular operations due to software or minor hardware issues. Action is required.</p> <p><b>3-Critical</b> Indicates a critical error. Action is required.</p> <p><b>4-Error</b> Indicates a non-urgent error. Action is required.</p> <p><b>5-Alert</b> Indicates an alert event. Default severity for any type of monitoring event.</p> <p><b>6-Warning</b> Indicates a warning event. Action may be required.</p> <p><b>7-Notice</b> Indicates an unusual event. No immediate action is required.</p> <p><b>8-Informational</b> Indicates a regular operational event. May be used for reporting, measuring throughput, etc. No action is required.</p> <p><b>9-Debug</b> Indicates information useful to developers for debugging, not useful during operations.</p>
<b>component</b>	<a href="#">ComponentType</a>	1..1	Required. Component for which monitor is set.
<b>variable</b>	<a href="#">VariableType</a>	1..1	Required. Variable for which monitor is set.

## 2.43. SetMonitoringResultType

*Class*

Class to hold result of SetVariableMonitoring request.

SetMonitoringResultType is used by: [SetVariableMonitoringResponse](#)

Field Name	Field Type	Card.	Description
<b>id</b>	integer	0..1	Optional. Id given to the VariableMonitor by the Charging Station. The Id is only returned when status is accepted. Installed VariableMonitors should have unique id's but the id's of removed Installed monitors should have unique id's but the id's of removed monitors MAY be reused.
<b>status</b>	<a href="#">SetMonitoringStatusEnumType</a>	1..1	Required. Status is OK if a value could be returned. Otherwise this will indicate the reason why a value could not be returned.
<b>type</b>	<a href="#">MonitorEnumType</a>	1..1	Required. The type of this monitor, e.g. a threshold, delta or periodic monitor.

Field Name	Field Type	Card.	Description
<b>severity</b>	integer	1..1	<p>Required. The severity that will be assigned to an event that is triggered by this monitor. The severity range is 0-9, with 0 as the highest and 9 as the lowest severity level.</p> <p>The severity levels have the following meaning:</p> <p><b>0-Danger</b> Indicates lives are potentially in danger. Urgent attention is needed and action should be taken immediately.</p> <p><b>1-Hardware Failure</b> Indicates that the Charging Station is unable to continue regular operations due to Hardware issues. Action is required.</p> <p><b>2-System Failure</b> Indicates that the Charging Station is unable to continue regular operations due to software or minor hardware issues. Action is required.</p> <p><b>3-Critical</b> Indicates a critical error. Action is required.</p> <p><b>4-Error</b> Indicates a non-urgent error. Action is required.</p> <p><b>5-Alert</b> Indicates an alert event. Default severity for any type of monitoring event.</p> <p><b>6-Warning</b> Indicates a warning event. Action may be required.</p> <p><b>7-Notice</b> Indicates an unusual event. No immediate action is required.</p> <p><b>8-Informational</b> Indicates a regular operational event. May be used for reporting, measuring throughput, etc. No action is required.</p> <p><b>9-Debug</b> Indicates information useful to developers for debugging, not useful during operations.</p>
<b>component</b>	<a href="#">ComponentType</a>	1..1	Required. Component for which status is returned.
<b>variable</b>	<a href="#">VariableType</a>	1..1	Required. Variable for which status is returned.
<b>statusInfo</b>	<a href="#">StatusInfoType</a>	0..1	Optional. Detailed status information.

## 2.44. SetVariableDataType

Class

SetVariableDataType is used by: [SetVariablesRequest](#)

Field Name	Field Type	Card.	Description
<b>attributeType</b>	<a href="#">AttributeEnumType</a>	0..1	Optional. Type of attribute: Actual, Target, MinSet, MaxSet. Default is Actual when omitted.
<b>attributeValue</b>	string[0..1000]	1..1	<p>Required. Value to be assigned to attribute of variable.</p> <p>The value is allowed to be an empty string ("").</p> <p>The Configuration Variable <a href="#">ConfigurationValueSize</a> can be used to limit SetVariableData.attributeValue and VariableCharacteristics.valueList. The max size of these values will always remain equal.</p>
<b>component</b>	<a href="#">ComponentType</a>	1..1	Required. The component for which the variable data is set.
<b>variable</b>	<a href="#">VariableType</a>	1..1	Required. Specifies the that needs to be set.

## 2.45. SetVariableResultType

*Class*

SetVariableResultType is used by: [SetVariablesResponse](#)

Field Name	Field Type	Card.	Description
<b>attributeType</b>	<a href="#">AttributeEnumType</a>	0..1	Optional. Type of attribute: Actual, Target, MinSet, MaxSet. Default is Actual when omitted.
<b>attributeStatus</b>	<a href="#">SetVariableStatusEnumType</a>	1..1	Required. Result status of setting the variable.
<b>component</b>	<a href="#">ComponentType</a>	1..1	Required. The component for which result is returned.
<b>variable</b>	<a href="#">VariableType</a>	1..1	Required. The variable for which the result is returned.
<b>attributeStatusInfo</b>	<a href="#">StatusInfoType</a>	0..1	Optional. Detailed attribute status information.

## 2.46. SignedMeterValueType

*Class*

Represent a signed version of the meter value.

SignedMeterValueType is used by: [Common:SampledValueType](#)

Field Name	Field Type	Card.	Description
<b>signedMeterData</b>	string[0..2500]	1..1	Required. Base64 encoded, contains the signed data which might contain more than just the meter value. It can contain information like timestamps, reference to a customer etc.
<b>signingMethod</b>	string[0..50]	1..1	Required. Method used to create the digital signature.
<b>encodingMethod</b>	string[0..50]	1..1	Required. Method used to encode the meter values before applying the digital signature algorithm.
<b>publicKey</b>	string[0..2500]	1..1	Required. Base64 encoded, sending depends on configuration variable <i>PublicKeyWithSignedMeterValue</i> .

## 2.47. StatusInfoType

*Class*

Element providing more information about the status.

StatusInfoType is used by: [Common:ClearMonitoringResultType](#), [BootNotificationResponse](#), [CancelReservationResponse](#), [TriggerMessageResponse](#), [UnlockConnectorResponse](#), [UpdateFirmwareResponse](#), [ClearDisplayMessageResponse](#), [Get15118EVCertificateResponse](#), [GetCompositeScheduleResponse](#), [ChangeAvailabilityResponse](#), [GetLogResponse](#), [ClearChargingProfileResponse](#), [NotifyEVChargingNeedsResponse](#), [ClearCacheResponse](#), [NotifyEVChargingScheduleResponse](#), [RequestStartTransactionResponse](#), [RequestStopTransactionResponse](#), [SetChargingProfileResponse](#), [SetDisplayMessageResponse](#), [SetNetworkProfileResponse](#), [SignCertificateResponse](#), [DataTransferResponse](#), [CertificateSignedResponse](#), [DeleteCertificateResponse](#), [GetChargingProfilesResponse](#), [GetInstalledCertificateIdsResponse](#), [InstallCertificateResponse](#), [GetBaseReportResponse](#), [GetMonitoringReportResponse](#), [GetReportResponse](#), [GetVariablesResponse](#), [GetVariableResultType](#), [ReserveNowResponse](#), [SetMonitoringBaseResponse](#), [SetMonitoringLevelResponse](#), [SetVariableMonitoringResponse](#), [SetMonitoringResultType](#), [SetVariablesResponse](#), [SetVariableResultType](#), [PublishFirmwareResponse](#), [GetCertificateStatusResponse](#), [ResetResponse](#), [GetDisplayMessagesResponse](#), [CustomerInformationResponse](#), [SendLocalListResponse](#)

Field Name	Field Type	Card.	Description
<b>reasonCode</b>	string[0..20]	1..1	Required. A predefined code for the reason why the status is returned in this response. The string is case-insensitive.
<b>additionalInfo</b>	string[0..512]	0..1	Optional. Additional text to provide detailed information.

## 2.48. TransactionType

Class

TransactionType is used by: [TransactionEventRequest](#)

Field Name	Field Type	Card.	Description
<b>transactionId</b>	identifierString[0..36]	1..1	Required. This contains the Id of the transaction.
<b>chargingState</b>	<a href="#">ChargingStateEnumType</a>	0..1	Optional. Current charging state, is required when state has changed.
<b>timeSpentCharging</b>	integer	0..1	Optional. Contains the total time that energy flowed from EVSE to EV during the transaction (in seconds). Note that timeSpentCharging is smaller or equal to the duration of the transaction.
<b>stoppedReason</b>	<a href="#">ReasonEnumType</a>	0..1	Optional. The <i>&lt;i&gt;stoppedReason &lt;/i&gt;</i> is the reason/event that initiated the process of stopping the transaction. It will normally be the user stopping authorization via card (Local or MasterPass) or app (Remote), but it can also be CSMS revoking authorization (DeAuthorized), or disconnecting the EV when TxStopPoint = EVConnected (EVDisconnected). Most other reasons are related to technical faults or energy limitations. MAY only be omitted when <i>&lt;i&gt;stoppedReason &lt;/i&gt;</i> is "Local"
<b>remoteStartId</b>	integer	0..1	Optional. The ID given to remote start request ( <a href="#">RequestStartTransactionRequest</a> ). This enables to CSMS to match the started transaction to the given start request.

## 2.49. UnitOfMeasureType

Class

Represents a UnitOfMeasure with a multiplier

UnitOfMeasureType is used by: [Common:SampledValueType](#)

Field Name	Field Type	Card.	Description
<b>unit</b>	string[0..20]	0..1	Optional. Unit of the value. Default = "Wh" if the (default) measurand is an "Energy" type. This field SHALL use a value from the list Standardized Units of Measurements in Part 2 Appendices. If an applicable unit is available in that list, otherwise a "custom" unit might be used.
<b>multiplier</b>	integer	0..1	Optional. Multiplier, this value represents the exponent to base 10. I.e. multiplier 3 means 10 raised to the 3rd power. Default is 0.

## 2.50. VariableAttributeType

Class

Attribute data of a variable.

VariableAttributeType is used by: [NotifyReportRequest.ReportDataType](#)

Field Name	Field Type	Card.	Description
<b>type</b>	<a href="#">AttributeEnumType</a>	0..1	Optional. Attribute: Actual, MinSet, MaxSet, etc. Defaults to Actual if absent.

Field Name	Field Type	Card.	Description
<b>value</b>	string[0..2500]	0..1	Optional. Value of the attribute. May only be omitted when mutability is set to 'WriteOnly'.  The Configuration Variable <a href="#">ReportingValueSize</a> can be used to limit GetVariableResult.attributeValue, VariableAttribute.value and EventData.actualValue. The max size of these values will always remain equal.
<b>mutability</b>	<a href="#">MutabilityEnumType</a>	0..1	Optional. Defines the mutability of this attribute. Default is ReadWrite when omitted.
<b>persistent</b>	boolean	0..1	Optional. If true, value will be persistent across system reboots or power down. Default when omitted is false.
<b>constant</b>	boolean	0..1	Optional. If true, value that will never be changed by the Charging Station at runtime. Default when omitted is false.

## 2.51. VariableCharacteristicsType

*Class*

Fixed read-only parameters of a variable.

VariableCharacteristicsType is used by: [NotifyReportRequest.ReportDataType](#)

Field Name	Field Type	Card.	Description
<b>unit</b>	string[0..16]	0..1	Optional. Unit of the variable. When the transmitted value has a unit, this field SHALL be included.
<b>dataType</b>	<a href="#">DataEnumType</a>	1..1	Required. Data type of this variable.
<b>minLimit</b>	decimal	0..1	Optional. Minimum possible value of this variable.
<b>maxLimit</b>	decimal	0..1	Optional. Maximum possible value of this variable. When the datatype of this Variable is String, OptionList, SequenceList or MemberList, this field defines the maximum length of the (CSV) string.
<b>valuesList</b>	string[0..1000]	0..1	Optional. Mandatory when <i>dataType</i> = OptionList, MemberList or SequenceList. <i>valuesList</i> specifies the allowed values for the type.  * OptionList: The (Actual) Variable value must be a single value from the reported (CSV) enumeration list.  * MemberList: The (Actual) Variable value may be an (unordered) (sub-)set of the reported (CSV) valid values list.  * SequenceList: The (Actual) Variable value may be an ordered (priority, etc) (sub-)set of the reported (CSV) valid values.  This is a comma separated list.  The Configuration Variable <a href="#">ConfigurationValueSize</a> can be used to limit SetVariableData.attributeValue and VariableCharacteristics.valuesList. The max size of these values will always remain equal.
<b>supportsMonitoring</b>	boolean	1..1	Required. Flag indicating if this variable supports monitoring.

## 2.52. VariableMonitoringType

Class

A monitoring setting for a variable.

VariableMonitoringType is used by: [NotifyMonitoringReportRequest.MonitoringDataType](#)

Field Name	Field Type	Card.	Description
<b>id</b>	integer	1..1	Required. Identifies the monitor.
<b>transaction</b>	boolean	1..1	Required. Monitor only active when a transaction is ongoing on a component relevant to this transaction.
<b>value</b>	decimal	1..1	Required. Value for threshold or delta monitoring. For Periodic or PeriodicClockAligned this is the interval in seconds.
<b>type</b>	<a href="#">MonitorEnumType</a>	1..1	Required. The type of this monitor, e.g. a threshold, delta or periodic monitor.
<b>severity</b>	integer	1..1	<p>Required. The severity that will be assigned to an event that is triggered by this monitor. The severity range is 0-9, with 0 as the highest and 9 as the lowest severity level.</p> <p>The severity levels have the following meaning:</p> <p><b>0-Danger</b> Indicates lives are potentially in danger. Urgent attention is needed and action should be taken immediately.</p> <p><b>1-Hardware Failure</b> Indicates that the Charging Station is unable to continue regular operations due to Hardware issues. Action is required.</p> <p><b>2-System Failure</b> Indicates that the Charging Station is unable to continue regular operations due to software or minor hardware issues. Action is required.</p> <p><b>3-Critical</b> Indicates a critical error. Action is required.</p> <p><b>4-Error</b> Indicates a non-urgent error. Action is required.</p> <p><b>5-Alert</b> Indicates an alert event. Default severity for any type of monitoring event.</p> <p><b>6-Warning</b> Indicates a warning event. Action may be required.</p> <p><b>7-Notice</b> Indicates an unusual event. No immediate action is required.</p> <p><b>8-Informational</b> Indicates a regular operational event. May be used for reporting, measuring throughput, etc. No action is required.</p> <p><b>9-Debug</b> Indicates information useful to developers for debugging, not useful during operations.</p>

## 2.53. VariableType

Class

Reference key to a component-variable.

VariableType is used by: [Common.ComponentVariableType](#) , [GetVariablesRequest.GetVariableDataType](#) ,

[GetVariablesResponse.GetVariableResultType](#) , [NotifyMonitoringReportRequest.MonitoringDataType](#) , [NotifyReportRequest.ReportDataType](#) , [SetVariableMonitoringRequest.SetMonitoringDataType](#) , [SetVariableMonitoringResponse.SetMonitoringResultType](#) , [SetVariablesRequest.SetVariableDataType](#) , [SetVariablesResponse.SetVariableResultType](#) , [NotifyEventRequest.EventDataType](#)

Field Name	Field Type	Card.	Description
name	identifierString[0..50]	1..1	Required. Name of the variable. Name should be taken from the list of standardized variable names whenever possible. Case Insensitive. strongly advised to use Camel Case.
instance	identifierString[0..50]	0..1	Optional. Name of instance in case the variable exists as multiple instances. Case Insensitive. strongly advised to use Camel Case.

## 2.54. VPNTType

Class

VPN Configuration settings

VPNTType is used by: [SetNetworkProfileRequest.NetworkConnectionProfileType](#)

Field Name	Field Type	Card.	Description
server	string[0..512]	1..1	Required. VPN Server Address
user	string[0..20]	1..1	Required. VPN User
group	string[0..20]	0..1	Optional. VPN group.
password	string[0..20]	1..1	Required. VPN Password.
key	string[0..255]	1..1	Required. VPN shared secret.
type	<a href="#">VPNEnumType</a>	1..1	Required. Type of VPN

## Chapter 3. Enumerations

### 3.1. APNAuthenticationEnumType

*Enumeration*

APNAuthenticationEnumType is used by: [setNetworkProfile:SetNetworkProfileRequest.APNTType](#)

Value	Description
CHAP	Use CHAP authentication
NONE	Use no authentication
PAP	Use PAP authentication
AUTO	Sequentially try CHAP, PAP, NONE.

### 3.2. AttributeEnumType

*Enumeration*

AttributeEnumType is used by: [Common:VariableAttributeType](#) , [getVariables:GetVariablesRequest.GetVariableDataType](#) , [getVariables:GetVariablesResponse.GetVariableResultType](#) , [setVariables:SetVariablesRequest.SetVariableDataType](#) , [setVariables:SetVariablesResponse.SetVariableResultType](#)

Value	Description
Actual	The actual value of the variable.
Target	The target value for this variable.
MinSet	The minimal allowed value for this variable
MaxSet	Thne maximum allowed value for this variable

### 3.3. AuthorizationStatusEnumType

*Enumeration*

Status of an authorization response.

AuthorizationStatusEnumType is used by: [Common:IdTokenInfoType](#)

Value	Description
Accepted	Identifier is allowed for charging.
Blocked	Identifier has been blocked. Not allowed for charging.
ConcurrentTx	Identifier is already involved in another transaction and multiple transactions are not allowed. (Only relevant for the response to a transactionEventRequest(eventType=Started).)
Expired	Identifier has expired. Not allowed for charging.
Invalid	Identifier is invalid. Not allowed for charging.
NoCredit	Identifier is valid, but EV Driver doesn't have enough credit to start charging. Not allowed for charging.
NotAllowedTypeEVSE	Identifier is valid, but not allowed to charge at this type of EVSE.
NotAtThisLocation	Identifier is valid, but not allowed to charge at this location.
NotAtThisTime	Identifier is valid, but not allowed to charge at this location at this time.
Unknown	Identifier is unknown. Not allowed for charging.

### 3.4. AuthorizeCertificateStatusEnumType

*Enumeration*

Status of the EV Contract certificate.

AuthorizeCertificateStatusEnumType is used by: [authorize:AuthorizeResponse](#)

Value	Description
<b>Accepted</b>	Positive response
<b>SignatureError</b>	<not used>
<b>CertificateExpired</b>	If the contract certificate in the AuthorizeRequest is expired.
<b>CertificateRevoked</b>	If the Charging Station or CSMS determine (via a CRL or OCSP response) that the contract certificate in the AuthorizeRequest is marked as revoked.
<b>NoCertificateAvailable</b>	<not used>
<b>CertChainError</b>	If the contract certificate contained in the AuthorizeRequest message is not valid.
<b>ContractCancelled</b>	If the EMAID provided by EVCC is invalid, unknown, expired or blocked.

## 3.5. BootReasonEnumType

*Enumeration*

BootReasonEnumType is used by: [bootNotification:BootNotificationRequest](#)

Value	Description
<b>ApplicationReset</b>	The Charging Station rebooted due to an application error.
<b>FirmwareUpdate</b>	The Charging Station rebooted due to a firmware update.
<b>LocalReset</b>	The Charging Station rebooted due to a local reset command.
<b>PowerUp</b>	The Charging Station powered up and registers itself with the CSMS.
<b>RemoteReset</b>	The Charging Station rebooted due to a remote reset command.
<b>ScheduledReset</b>	The Charging Station rebooted due to a scheduled reset command.
<b>Triggered</b>	Requested by the CSMS via a <a href="#">TriggerMessage</a>
<b>Unknown</b>	The boot reason is unknown.
<b>Watchdog</b>	The Charging Station rebooted due to an elapsed watchdog timer.

## 3.6. CancelReservationStatusEnumType

*Enumeration*

Status in CancelReservationResponse.

CancelReservationStatusEnumType is used by: [cancelReservation:CancelReservationResponse](#)

Value	Description
<b>Accepted</b>	Reservation for the identifier has been canceled.
<b>Rejected</b>	Reservation could not be canceled, because there is no reservation active for the identifier.

## 3.7. CertificateActionEnumType

*Enumeration*

CertificateActionEnumType is used by: [get15118EVCertificate:Get15118EVCertificateRequest](#)

Value	Description
<b>Install</b>	Install the provided certificate.
<b>Update</b>	Update the provided certificate.

## 3.8. CertificateSignedStatusEnumType

Enumeration

CertificateSignedStatusEnumType is used by: [certificateSigned:CertificateSignedResponse](#)

Value	Description
Accepted	Signed certificate is valid.
Rejected	Signed certificate is invalid.

## 3.9. CertificateSigningUseEnumType

Enumeration

CertificateSigningUseEnumType is used by: [signCertificate:SignCertificateRequest](#) , [certificateSigned:CertificateSignedRequest](#)

Value	Description
ChargingStationCertificate	Client side certificate used by the Charging Station to connect the the CSMS.
V2GCertificate	Use for certificate for 15118 connections. This means that the certificate should be derived from the V2G root.

## 3.10. ChangeAvailabilityStatusEnumType

Enumeration

Status returned in response to ChangeAvailabilityRequest.

ChangeAvailabilityStatusEnumType is used by: [changeAvailability:ChangeAvailabilityResponse](#)

Value	Description
Accepted	Request has been accepted and will be executed.
Rejected	Request has not been accepted and will not be executed.
Scheduled	Request has been accepted and will be executed when transaction(s) in progress have finished.

## 3.11. ChargingLimitSourceEnumType

Enumeration

Enumeration for indicating from which source a charging limit originates.

ChargingLimitSourceEnumType is used by: [notifyChargingLimit:NotifyChargingLimitRequest.ChargingLimitType](#) , [clearedChargingLimit:ClearedChargingLimitRequest](#) , [getChargingProfiles:GetChargingProfilesRequest.ChargingProfileCriterionType](#) , [reportChargingProfiles:ReportChargingProfilesRequest](#)

Value	Description
EMS	Indicates that an Energy Management System has sent a charging limit.
Other	Indicates that an external source, not being an EMS or system operator, has sent a charging limit.
SO	Indicates that a System Operator (DSO or TSO) has sent a charging limit.
CSO	Indicates that the CSO has set this charging profile.

## 3.12. ChargingProfileKindEnumType

Enumeration

Kind of charging profile.

ChargingProfileKindEnumType is used by: [Common:ChargingProfileType](#)

Value	Description
<b>Absolute</b>	Schedule periods are relative to a fixed point in time defined in the schedule. This requires that <i>startSchedule</i> is set to a starting point in time.
<b>Recurring</b>	The schedule restarts periodically at the first schedule period. To be most useful, this requires that <i>startSchedule</i> is set to a starting point in time.
<b>Relative</b>	Charging schedule periods should start when the EVSE is ready to deliver energy. i.e. when the EV driver is authorized and the EV is connected. When a ChargingProfile is received for a transaction that is already charging, then the charging schedule periods should remain relative to the PowerPathClosed moment. No value for <i>startSchedule</i> should be supplied.

### 3.13. ChargingProfilePurposeEnumType

*Enumeration*

Purpose of the charging profile.

ChargingProfilePurposeEnumType is used by: [Common:ChargingProfileType](#) , [clearChargingProfile:ClearChargingProfileRequest.ClearChargingProfileType](#) , [getChargingProfiles:GetChargingProfilesRequest.ChargingProfileCriterionType](#)

Value	Description
<b>ChargingStationExternalConstraints</b>	Additional constraints that will be incorporated into a local power schedule. Only valid for a Charging Station. Therefore evse.Id MUST be 0 in the SetChargingProfileRequest message.
<b>ChargingStationMaxProfile</b>	Configuration for the maximum power or current available for an entire Charging Station.
<b>TxDefaultProfile</b>	Default profile that can be configured in the Charging Station. When a new transaction is started, this profile SHALL be used, unless it was a transaction that was started by a RequestStartTransactionRequest with a ChargingProfile that is accepted by the Charging Station.
<b>TxProfile</b>	Profile with constraints to be imposed by the Charging Station on the current transaction, or on a new transaction when this is started via a RequestStartTransactionRequest with a ChargingProfile. A profile with this purpose SHALL cease to be valid when the transaction terminates.

### 3.14. ChargingProfileStatusEnumType

*Enumeration*

Status returned in response to SetChargingProfileRequest.

ChargingProfileStatusEnumType is used by: [setChargingProfile:SetChargingProfileResponse](#)

Value	Description
<b>Accepted</b>	Request has been accepted and will be executed.
<b>Rejected</b>	Request has not been accepted and will not be executed.

### 3.15. ChargingRateUnitEnumType

*Enumeration*

Unit in which a charging schedule is defined.

ChargingRateUnitEnumType is used by: [Common:ChargingScheduleType](#) , [Common:CompositeScheduleType](#) , [getCompositeSchedule:GetCompositeScheduleRequest](#)

Value	Description
<b>W</b>	Watts (power). This is the TOTAL allowed charging power. If used for AC Charging, the phase current should be calculated via: $\text{Current per phase} = \text{Power} / (\text{Line Voltage} * \text{Number of Phases})$ . The "Line Voltage" used in the calculation is not the measured voltage, but the set voltage for the area (hence, 230 of 110 volt). The "Number of Phases" is the numberPhases from the ChargingSchedulePeriod. It is usually more convenient to use this for DC charging. Note that if numberPhases in a ChargingSchedulePeriod is absent, 3 SHALL be assumed.
<b>A</b>	Amperes (current). The amount of Ampere per phase, not the sum of all phases. It is usually more convenient to use this for AC charging.

## 3.16. ChargingStateEnumType

### Enumeration

The state of the charging process.

ChargingStateEnumType is used by: [transactionEvent:TransactionEventRequest.TransactionType](#)

Value	Description
<b>Charging</b>	The contactor of the Connector is closed and energy is flowing to between EVSE and EV.
<b>EVConnected</b>	There is a connection between EV and EVSE, in case the protocol used between EV and the Charging Station can detect a connection, the protocol needs to detect this for the state to become active. The connection can either be wired or wireless.
<b>SuspendedEV</b>	When the EV is connected to the EVSE and the EVSE is offering energy but the EV is not taking any energy.
<b>SuspendedEVSE</b>	When the EV is connected to the EVSE but the EVSE is not offering energy to the EV, e.g. due to a smart charging restriction, local supply power constraints, or when charging has stopped because of the authorization status in the response to a transactionEventRequest indicating that charging is not allowed etc.
<b>Idle</b>	There is no connection between EV and EVSE.

## 3.17. ClearCacheStatusEnumType

### Enumeration

Status returned in response to ClearCacheRequest.

ClearCacheStatusEnumType is used by: [clearCache:ClearCacheResponse](#)

Value	Description
<b>Accepted</b>	Command has been executed.
<b>Rejected</b>	Command has not been executed.

## 3.18. ClearChargingProfileStatusEnumType

### Enumeration

Status returned in response to ClearChargingProfileRequest.

ClearChargingProfileStatusEnumType is used by: [clearChargingProfile:ClearChargingProfileResponse](#)

Value	Description
<b>Accepted</b>	Request has been accepted and will be executed.
<b>Unknown</b>	No Charging Profile(s) were found matching the request.

## 3.19. ClearMessageStatusEnumType

### Enumeration

Result for a ClearDisplayMessageRequest as used in a ClearDisplayMessageResponse.

ClearMessageStatusEnumType is used by: [clearDisplayMessage:ClearDisplayMessageResponse](#)

Value	Description
Accepted	Request successfully executed: message cleared.
Unknown	Given message (based on the id) not known.

## 3.20. ClearMonitoringStatusEnumType

Enumeration

ClearMonitoringStatusEnumType is used by: [Common:ClearMonitoringResultType](#)

Value	Description
Accepted	Monitor successfully cleared.
Rejected	Clearing of monitor rejected.
NotFound	Monitor Id is not found.

## 3.21. ComponentCriterionEnumType

Enumeration

ComponentCriterionEnumType is used by: [getReport:GetReportRequest](#)

Value	Description
Active	Components that are active, i.e. having <i>Active</i> = 1
Available	Components that are available, i.e. having <i>Available</i> = 1
Enabled	Components that are enabled, i.e. having <i>Enabled</i> = 1
Problem	Components that reported a problem, i.e. having <i>Problem</i> = 1

## 3.22. ConnectorEnumType

Enumeration

Allowed values of ConnectorCode.

### NOTE

This enumeration does not attempt to include every possible power connector type worldwide as an individual type, but to specifically define those that are known to be in use (or likely to be in use) in the Charging Stations using the OCPP protocol. In particular, many of the very large number of domestic electrical sockets designs in use in many countries are excluded, unless there is evidence that they are or are likely to be approved for use on Charging Stations in some jurisdictions (e.g. as secondary connectors for charging light EVs such as electric scooters). These light connector types can be represented with the enumeration value Other1PhMax16A. Similarly, any single phase connector not otherwise enumerated that is rated for 16A or over should be reported as Other1PhOver16A. All 3 phase connector types not explicitly enumerated should be represented as Other3Ph.

ConnectorEnumType is used by: [reserveNow:ReserveNowRequest](#)

Value	Description
cCCS1	Combined Charging System 1 (captive cabled) a.k.a. Combo 1
cCCS2	Combined Charging System 2 (captive cabled) a.k.a. Combo 2
cG105	JARI G105-1993 (captive cabled) a.k.a. CHAdeMO
cTesla	Tesla Connector (captive cabled)
cType1	IEC62196-2 Type 1 connector (captive cabled) a.k.a. J1772
cType2	IEC62196-2 Type 2 connector (captive cabled) a.k.a. Mennekes connector
s309-1P-16A	16A 1 phase IEC60309 socket

Value	Description
<b>s309-1P-32A</b>	32A 1 phase IEC60309 socket
<b>s309-3P-16A</b>	16A 3 phase IEC60309 socket
<b>s309-3P-32A</b>	32A 3 phase IEC60309 socket
<b>sBS1361</b>	UK domestic socket a.k.a. 13Amp
<b>sCEE-7-7</b>	CEE 7/7 16A socket. May represent 7/4 & 7/5 a.k.a Schuko
<b>sType2</b>	IEC62196-2 Type 2 socket a.k.a. Mennekes connector
<b>sType3</b>	IEC62196-2 Type 2 socket a.k.a. Scame
<b>Other1PhMax16A</b>	Other single phase (domestic) sockets not mentioned above, rated at no more than 16A. CEE7/17, AS3112, NEMA 5-15, NEMA 5-20, JISC8303, TIS166, SI 32, CPCS-CCC, SEV1011, etc.
<b>Other1PhOver16A</b>	Other single phase sockets not mentioned above (over 16A)
<b>Other3Ph</b>	Other 3 phase sockets not mentioned above. NEMA14-30, NEMA14-50.
<b>Pan</b>	Pantograph connector
<b>wInductive</b>	Wireless inductively coupled connection (generic)
<b>wResonant</b>	Wireless resonant coupled connection (generic)
<b>Undetermined</b>	Yet to be determined (e.g. before plugged in)
<b>Unknown</b>	Unknown; not determinable

## 3.23. ConnectorStatusEnumType

### Enumeration

A status can be reported for the Connector of an EVSE of a Charging Station. States considered Operative are: Available, Reserved and Occupied. States considered Inoperative are: Unavailable, Faulted.

ConnectorStatusEnumType is used by: [statusNotification:StatusNotificationRequest](#)

Value	Description
<b>Available</b>	When a Connector becomes available for a new User (Operative)
<b>Occupied</b>	When a Connector becomes occupied, so it is not available for a new EV driver. (Operative)
<b>Reserved</b>	When a Connector becomes reserved as a result of <a href="#">ReserveNow</a> command (Operative)
<b>Unavailable</b>	When a Connector becomes unavailable as the result of a Change Availability command or an event upon which the Charging Station transitions to unavailable at its discretion. Upon receipt of <a href="#">ChangeAvailability</a> message command, the status MAY change immediately or the change MAY be scheduled. When scheduled, <a href="#">StatusNotification</a> SHALL be send when the availability change becomes effective (Inoperative)
<b>Faulted</b>	When a Connector (or the EVSE or the entire Charging Station it belongs to) has reported an error and is not available for energy delivery. (Inoperative).

## 3.24. CostKindEnumType

### Enumeration

CostKindEnumType is used by: [Common:CostType](#)

Value	Description
<b>CarbonDioxideEmission</b>	Absolute value. Carbon Dioxide emissions, in grams per kWh.
<b>RelativePricePercentage</b>	Relative value. Price per kWh, as percentage relative to the maximum price stated in any of all tariffs indicated to the EV.
<b>RenewableGenerationPercentage</b>	Relative value. Percentage of renewable generation within total generation.

## 3.25. CustomerInformationStatusEnumType

### Enumeration

Status in CancelReservationResponse.

CustomerInformationStatusEnumType is used by: [customerInformation:CustomerInformationResponse](#)

Value	Description
<b>Accepted</b>	The Charging Station accepted the message.
<b>Rejected</b>	When the Charging Station is in a state where it cannot process this request.
<b>Invalid</b>	In a request to the Charging Station no reference to a customer is included.

## 3.26. DataEnumType

*Enumeration*

DataEnumType is used by: [Common:VariableCharacteristicsType](#)

Value	Description
<b>string</b>	This variable is of the type string.
<b>decimal</b>	This variable is of the type decimal.
<b>integer</b>	This variable is of the type integer.
<b>dateTime</b>	DateTime following the <a href="#">[RFC3339]</a> specification.
<b>boolean</b>	This variable is of the type boolean.
<b>OptionList</b>	Supported/allowed values for a single choice, enumerated, text variable.
<b>SequenceList</b>	Supported/allowed values for an ordered sequence variable.
<b>MemberList</b>	Supported/allowed values for a mathematical set variable.

## 3.27. DataTransferStatusEnumType

*Enumeration*

Status in DataTransferResponse.

DataTransferStatusEnumType is used by: [dataTransfer:DataTransferResponse](#)

Value	Description
<b>Accepted</b>	Message has been accepted and the contained request is accepted.
<b>Rejected</b>	Message has been accepted but the contained request is rejected.
<b>UnknownMessageId</b>	Message could not be interpreted due to unknown messageId string.
<b>UnknownVendorId</b>	Message could not be interpreted due to unknown vendorId string.

## 3.28. DeleteCertificateStatusEnumType

*Enumeration*

DeleteCertificateStatusEnumType is used by: [deleteCertificate:DeleteCertificateResponse](#)

Value	Description
<b>Accepted</b>	Normal successful completion (no errors).
<b>Failed</b>	The Charging Station either failed to remove the certificate or rejected the request. A Charging Station may reject the request to prevent the deletion of a certificate, if it is the last one from its certificate type.
<b>NotFound</b>	Requested resource not found.

## 3.29. DisplayMessageStatusEnumType

*Enumeration*

Result for a SetDisplayMessageRequest as used in a SetDisplayMessageResponse.

DisplayMessageStatusEnumType is used by: [setDisplayMessage:SetDisplayMessageResponse](#)

Value	Description
<b>Accepted</b>	Request to display message accepted.
<b>NotSupportedMessageFormat</b>	None of the formats in the given message are supported.
<b>Rejected</b>	Request cannot be handled.
<b>NotSupportedPriority</b>	The given MessagePriority not supported for displaying messages by Charging Station.
<b>NotSupportedState</b>	The given MessageState not supported for displaying messages by Charging Station.
<b>UnknownTransaction</b>	Given Transaction not known/ongoing.

## 3.30. EnergyTransferModeEnumType

*Enumeration*

Enumeration of energy transfer modes.

EnergyTransferModeEnumType is used by: [Common:ChargingNeedsType](#)

Value	Description
<b>DC</b>	DC charging.
<b>AC_single_phase</b>	AC single phase charging according to IEC 62196.
<b>AC_two_phase</b>	AC two phase charging according to IEC 62196.
<b>AC_three_phase</b>	AC three phase charging according to IEC 62196.

## 3.31. EventNotificationEnumType

*Enumeration*

Specifies the event notification type of the message.

EventNotificationEnumType is used by: [notifyEvent:NotifyEventRequest.EventDataType](#)

Value	Description
<b>HardWiredNotification</b>	The software implemented by the manufacturer triggered a hardwired notification.
<b>HardWiredMonitor</b>	Triggered by a monitor, which is hardwired by the manufacturer.
<b>PreconfiguredMonitor</b>	Triggered by a monitor, which is preconfigured by the manufacturer.
<b>CustomMonitor</b>	Triggered by a monitor, which is set with the <a href="#">setvariablemonitoringrequest</a> message by the Charging Station Operator.

## 3.32. EventTriggerEnumType

*Enumeration*

EventTriggerEnumType is used by: [notifyEvent:NotifyEventRequest.EventDataType](#)

Value	Description
<b>Alerting</b>	Monitored variable has passed an Lower or Upper Threshold. Also used as trigger type for a HardWiredNotification.
<b>Delta</b>	Delta Monitored Variable value has changed by more than specified amount
<b>Periodic</b>	Periodic Monitored Variable has been sampled for reporting at the specified interval

## 3.33. FirmwareStatusEnumType

### Enumeration

Status of a firmware download.

A value with "Intermediate state" in the description, is an intermediate state, update process is not finished.

A value with "Failure end state" in the description, is an end state, update process has stopped, update failed.

A value with "Successful end state" in the description, is an end state, update process has stopped, update successful.

FirmwareStatusEnumType is used by: [firmwareStatusNotification:FirmwareStatusNotificationRequest](#)

Value	Description
<b>Downloaded</b>	Intermediate state. New firmware has been downloaded by Charging Station.
<b>DownloadFailed</b>	Failure end state. Charging Station failed to download firmware.
<b>Downloading</b>	Intermediate state. Firmware is being downloaded.
<b>DownloadScheduled</b>	Intermediate state. Downloading of new firmware has been scheduled.
<b>DownloadPaused</b>	Intermediate state. Downloading has been paused.
<b>Idle</b>	Charging Station is not performing firmware update related tasks. Status Idle SHALL only be used as in a FirmwareStatusNotificationRequest that was triggered by TriggerMessageRequest.
<b>InstallationFailed</b>	Failure end state. Installation of new firmware has failed.
<b>Installing</b>	Intermediate state. Firmware is being installed.
<b>Installed</b>	Successful end state. New firmware has successfully been installed in Charging Station.
<b>InstallRebooting</b>	Intermediate state. Charging Station is about to reboot to activate new firmware. If sent before installing the firmware, it indicates the Charging Station is about to reboot to start installing new firmware. If sent after installing the new firmware, it indicates the Charging Station has finished installing, but requires a reboot to activate the new firmware, which will be done automatically when idle. This status MAY be omitted if a reboot is an integral part of the installation and cannot be reported separately.
<b>InstallScheduled</b>	Intermediate state. Installation of the downloaded firmware is scheduled to take place on installDateTime given in UpdateFirmware request.
<b>InstallVerificationFailed</b>	Failure end state. Verification of the new firmware (e.g. using a checksum or some other means) has failed and installation will not proceed. (Final failure state)
<b>InvalidSignature</b>	Failure end state. The firmware signature is not valid.
<b>SignatureVerified</b>	Intermediate state. Provide signature successfully verified.

## 3.34. GenericDeviceModelStatusEnumType

### Enumeration

GenericDeviceModelStatusEnumType is used by: [getBaseReport:GetBaseReportResponse](#) , [getMonitoringReport:GetMonitoringReportResponse](#) , [getReport:GetReportResponse](#) , [setMonitoringBase:SetMonitoringBaseResponse](#)

Value	Description
<b>Accepted</b>	Request has been accepted and will be executed.
<b>Rejected</b>	Request has not been accepted and will not be executed.
<b>NotSupported</b>	The content of the request message is not supported.
<b>EmptyResultSet</b>	If the combination of received criteria result in an empty result set.

## 3.35. GenericStatusEnumType

### Enumeration

Generic message response status

GenericStatusEnumType is used by: [getCompositeSchedule:GetCompositeScheduleResponse](#) , [notifyEVChargingSchedule:NotifyEVChargingScheduleResponse](#) , [signCertificate:SignCertificateResponse](#) , [setMonitoringLevel:SetMonitoringLevelResponse](#) , [publishFirmware:PublishFirmwareResponse](#)

Value	Description
Accepted	Request has been accepted and will be executed.
Rejected	Request has not been accepted and will not be executed.

### 3.36. GetCertificateIdUseEnumType

Enumeration

GetCertificateIdUseEnumType is used by: [Common:CertificateHashDataChainType](#) , [getInstalledCertificateIds:GetInstalledCertificateIdsRequest](#)

Value	Description
V2GRootCertificate	Use for certificate of the V2G Root.
MORootCertificate	Use for certificate from an eMobility Service provider. To support PnC charging with contracts from service providers that not derived their certificates from the V2G root.
CSMSRootCertificate	Root certificate for verification of the CSMS certificate.
V2GCertificateChain	ISO 15118 V2G certificate chain (excluding the V2GRootCertificate).
ManufacturerRootCertificate	Root certificate for verification of the Manufacturer certificate.

### 3.37. GetCertificateStatusEnumType

Enumeration

GetCertificateStatusEnumType is used by: [getCertificateStatus:GetCertificateStatusResponse](#)

Value	Description
Accepted	Successfully retrieved the OCSP certificate status.
Failed	Failed to retrieve the OCSP certificate status.

### 3.38. GetChargingProfileStatusEnumType

Enumeration

GetChargingProfileStatusEnumType is used by: [getChargingProfiles:GetChargingProfilesResponse](#)

Value	Description
Accepted	Normal successful completion (no errors).
NoProfiles	No ChargingProfiles found that match the information in the <a href="#">GetChargingProfilesRequest</a> .

### 3.39. GetDisplayMessagesStatusEnumType

Enumeration

GetDisplayMessagesStatusEnumType is used by: [getDisplayMessages:GetDisplayMessagesResponse](#)

Value	Description
Accepted	Request accepted, there are Display Messages found that match all the requested criteria. The Charging Station will send <a href="#">NotifyDisplayMessagesRequest</a> messages to report the requested Display Messages.
Unknown	No messages found that match the given criteria.

## 3.40. GetInstalledCertificateStatusEnumType

Enumeration

GetInstalledCertificateStatusEnumType is used by: [getInstalledCertificateIds:GetInstalledCertificateIdsResponse](#)

Value	Description
<b>Accepted</b>	Normal successful completion (no errors).
<b>NotFound</b>	Requested resource not found.

## 3.41. GetVariableStatusEnumType

Enumeration

GetVariableStatusEnumType is used by: [getVariables:GetVariablesResponse.GetVariableResultType](#)

Value	Description
<b>Accepted</b>	Variable successfully set.
<b>Rejected</b>	Request is rejected.
<b>UnknownComponent</b>	Component is not known.
<b>UnknownVariable</b>	Variable is not known.
<b>NotSupportedAttributeType</b>	The AttributeType is not supported.

## 3.42. HashAlgorithmEnumType

Enumeration

HashAlgorithmEnumType is used by: [Common:CertificateHashDataType](#) , [Common:OCSPRequestDataType](#)

Value	Description
<b>SHA256</b>	SHA-256 hash algorithm.
<b>SHA384</b>	SHA-384 hash algorithm.
<b>SHA512</b>	SHA-512 hash algorithm.

## 3.43. IdTokenEnumType

Enumeration

Allowable values of the **IdTokenType** field.

IdTokenEnumType is used by: [Common:IdTokenType](#)

Value	Description
<b>Central</b>	A centrally, in the CSMS (or other server) generated id (for example used for a remotely started transaction that is activated by SMS). No format defined, might be a UUID.
<b>eMAID</b>	Electro-mobility account id as defined in ISO 15118
<b>ISO14443</b>	ISO 14443 UID of RFID card. It is represented as an array of 4 or 7 bytes in hexadecimal representation.
<b>ISO15693</b>	ISO 15693 UID of RFID card. It is represented as an array of 8 bytes in hexadecimal representation.
<b>KeyCode</b>	User use a private key-code to authorize a charging transaction. For example: Pin-code.
<b>Local</b>	A locally generated id (e.g. internal id created by the Charging Station). No format defined, might be a UUID
<b>MacAddress</b>	The MacAddress of the EVCC (Electric Vehicle Communication Controller) that is connected to the EVSE. This is used as a token type when the MAC address is used for authorization ("Autocharge").
<b>NoAuthorization</b>	Transaction is started and no authorization possible. Charging Station only has a start button or mechanical key etc. IdToken field SHALL be left empty.

### 3.44. InstallCertificateStatusEnumType

Enumeration

InstallCertificateStatusEnumType is used by: [installCertificate:InstallCertificateResponse](#)

Value	Description
<b>Accepted</b>	The installation of the certificate succeeded.
<b>Rejected</b>	The certificate is invalid and/or incorrect OR the CSO tries to install more certificates than allowed.
<b>Failed</b>	The certificate is valid and correct, but there is another reason the installation did not succeed.

### 3.45. InstallCertificateUseEnumType

Enumeration

InstallCertificateUseEnumType is used by: [installCertificate:InstallCertificateRequest](#)

Value	Description
<b>V2GRootCertificate</b>	Use for certificate of the V2G Root, a V2G Charging Station Certificate MUST be derived from one of the installed V2GRootCertificate certificates.
<b>MORootCertificate</b>	Use for certificate from an eMobility Service provider. To support PnC charging with contracts from service providers that not derived their certificates from the V2G root.
<b>CSMSRootCertificate</b>	Root certificate, used by the CA to sign the CSMS and Charging Station certificate.
<b>ManufacturerRootCertificate</b>	Root certificate for verification of the Manufacturer certificate.

### 3.46. Iso15118EVCertificateStatusEnumType

Enumeration

Iso15118EVCertificateStatusEnumType is used by: [get15118EVCertificate:Get15118EVCertificateResponse](#)

Value	Description
<b>Accepted</b>	exiResponse included. This is no indication whether the update was successful, just that the message was processed properly.
<b>Failed</b>	Processing of the message was not successful, no exiResponse included.

### 3.47. LocationEnumType

Enumeration

Allowable values of the optional "location" field of a value element.

LocationEnumType is used by: [Common:SampledValueType](#)

Value	Description
<b>Body</b>	Measurement inside body of Charging Station (e.g. Temperature).
<b>Cable</b>	Measurement taken from cable between EV and Charging Station.
<b>EV</b>	Measurement taken by EV.
<b>Inlet</b>	For the Charging Station (evseId = 0): measurement at network ("grid") inlet connection. For measurements with evseId > 0, these are measurements taken at the EVSE inlet (This can be useful for a DC charger).
<b>Outlet</b>	Measurement at a Connector. Default value.

## 3.48. LogEnumType

Enumeration

LogEnumType is used by: [getLog:GetLogRequest](#)

Value	Description
<b>DiagnosticsLog</b>	This contains the field definition of a diagnostics log file
<b>SecurityLog</b>	Sent by the CSMS to the Charging Station to request that the Charging Station uploads the security log.

## 3.49. LogStatusEnumType

Enumeration

Generic message response status

LogStatusEnumType is used by: [getLog:GetLogResponse](#)

Value	Description
<b>Accepted</b>	Accepted this log upload. This does not mean the log file is uploaded successfully, the Charging Station will now start the log file upload.
<b>Rejected</b>	Log update request rejected.
<b>AcceptedCanceled</b>	Accepted this log upload, but in doing this has canceled an ongoing log file upload.

## 3.50. MeasurandEnumType

Enumeration

Allowable values of the optional "measurand" field of a Value element, as used in [MeterValuesRequest](#) and [TransactionEventRequest](#) with eventTypes *Started*, *Ended* and *Updated*. Default value of "measurand" is always "Energy.Active.Import.Register".

**Note 1:** Two measurands (Current.Offered and Power.Offered) are available that are strictly speaking no measured values. They indicate the maximum amount of current/power that is being offered to the EV and are intended for use in smart charging applications.

**Note 2:** Import is energy flow from the Grid to the Charging Station, EV or other load. Export is energy flow from the EV to the Charging Station and/or from the Charging Station to the Grid. Except in the case of a meter replacement, all "Register" values relating to a single charging transaction, or a non-transactional consumer (e.g. Charging Station internal power supply, overall supply) MUST be monotonically increasing in time.

**Note 3:** The actual quantity of energy corresponding to a reported ".Register" value is computed as the register value in question minus the register value recorded/reported at the start of the transaction or other relevant starting reference point in time. For improved auditability, ".Register" values SHOULD be reported exactly as they are directly read from a non-volatile register in the electrical metering hardware, and SHOULD NOT be re-based to zero at the start of transactions. This allows any "missing energy" between sequential transactions, due to hardware fault, meter replacement, mis-wiring, fraud, etc. to be identified, by allowing the CSMS to confirm that the starting register value of any transaction is identical to the finishing register value of the preceding transaction on the same connector.

MeasurandEnumType is used by: [Common:SampledValueType](#)

Value	Description
<b>Current.Export</b>	Instantaneous current flow from EV
<b>Current.Import</b>	Instantaneous current flow to EV
<b>Current.Offered</b>	Maximum current offered to EV
<b>Energy.Active.Export.Register</b>	Numerical value read from the "active electrical energy" (Wh or kWh) register of the (most authoritative) electrical meter measuring energy exported (to the grid).
<b>Energy.Active.Import.Register</b>	Numerical value read from the "active electrical energy" (Wh or kWh) register of the (most authoritative) electrical meter measuring energy imported (from the grid supply).

Value	Description
<b>Energy.Reactive.Export.Register</b>	Numerical value read from the "reactive electrical energy" (varh or kvarh) register of the (most authoritative) electrical meter measuring energy exported (to the grid).
<b>Energy.Reactive.Import.Register</b>	Numerical value read from the "reactive electrical energy" (varh or kvarh) register of the (most authoritative) electrical meter measuring energy imported (from the grid supply).
<b>Energy.Active.Export.Interval</b>	Absolute amount of "active electrical energy" (Wh or kWh) exported (to the grid) during an associated time "interval", specified by a MeterValues ReadingContext, and applicable interval duration configuration values (in seconds) for ClockAlignedDataInterval and TxnMeterValueSampleInterval.
<b>Energy.Active.Import.Interval</b>	Absolute amount of "active electrical energy" (Wh or kWh) imported (from the grid supply) during an associated time "interval", specified by a MeterValues ReadingContext, and applicable interval duration configuration values (in seconds) for ClockAlignedDataInterval and TxnMeterValueSampleInterval.
<b>Energy.Active.Net</b>	Numerical value read from the "net active electrical energy" (Wh or kWh) register.
<b>Energy.Reactive.Export.Interval</b>	Absolute amount of "reactive electrical energy" (varh or kvarh) exported (to the grid) during an associated time "interval", specified by a MeterValues ReadingContext, and applicable interval duration configuration values (in seconds) for ClockAlignedDataInterval and TxnMeterValueSampleInterval.
<b>Energy.Reactive.Import.Interval</b>	Absolute amount of "reactive electrical energy" (varh or kvarh) imported (from the grid supply) during an associated time "interval", specified by a MeterValues ReadingContext, and applicable interval duration configuration values (in seconds) for ClockAlignedDataInterval and TxnMeterValueSampleInterval.
<b>Energy.Reactive.Net</b>	Numerical value read from the "net reactive electrical energy" (varh or kvarh) register.
<b>Energy.Apparent.Net</b>	Numerical value read from the "apparent electrical energy" (VAh or kVAh) register.
<b>Energy.Apparent.Import</b>	Numerical value read from the "apparent electrical import energy" (VAh or kVAh) register.
<b>Energy.Apparent.Export</b>	Numerical value read from the "apparent electrical export energy" (VAh or kVAh) register.
<b>Frequency</b>	Instantaneous reading of powerline frequency
<b>Power.Active.Export</b>	Instantaneous active power exported by EV. (W or kW)
<b>Power.Active.Import</b>	Instantaneous active power imported by EV. (W or kW)
<b>Power.Factor</b>	Instantaneous power factor of total energy flow
<b>Power.Offered</b>	Maximum power offered to EV
<b>Power.Reactive.Export</b>	Instantaneous reactive power exported by EV. (var or kvar)
<b>Power.Reactive.Import</b>	Instantaneous reactive power imported by EV. (var or kvar)
<b>SoC</b>	State of charge of charging vehicle in percentage
<b>Voltage</b>	Instantaneous DC or AC RMS supply voltage. For <i>location</i> = Inlet and <i>evseld</i> = 0: voltage at charging station grid connection. For <i>location</i> = Outlet and <i>evseld</i> > 0: voltage at EVSE outlet towards the EV.

## 3.51. MessageFormatEnumType

### Enumeration

Format of a message to be displayed on the display of the Charging Station.

MessageFormatEnumType is used by: [Common:MessageContentType](#)

Value	Description
<b>ASCII</b>	Message content is ASCII formatted, only printable ASCII allowed.
<b>HTML</b>	Message content is HTML formatted.
<b>URI</b>	Message content is URI that Charging Station should download and use to display. for example a HTML page to be shown in a web-browser.
<b>UTF8</b>	Message content is UTF-8 formatted.

## 3.52. MessagePriorityEnumType

### Enumeration

Priority with which a message should be displayed on a Charging Station.

MessagePriorityEnumType is used by: [Common:MessageInfoType](#) , [getDisplayMessages:GetDisplayMessagesRequest](#)

Value	Description
<b>AlwaysFront</b>	Show this message always in front. Highest priority, don't cycle with other messages. When a newer message with this MessagePriority is received, this message is replaced. No Charging Station own message may override this message.
<b>InFront</b>	Show this message in front of the normal cycle of messages. When more messages with this priority are to be shown, they SHALL be cycled.
<b>NormalCycle</b>	Show this message in the cycle of messages.

## 3.53. MessageStateEnumType

### Enumeration

State of the Charging Station during which a message SHALL be displayed.

MessageStateEnumType is used by: [Common:MessageInfoType](#) , [getDisplayMessages:GetDisplayMessagesRequest](#)

Value	Description
<b>Charging</b>	Message only to be shown while the Charging Station is charging.
<b>Faulted</b>	Message only to be shown while the Charging Station is in faulted state.
<b>Idle</b>	Message only to be shown while the Charging Station is idle (not charging).
<b>Unavailable</b>	Message only to be shown while the Charging Station is in unavailable state.

## 3.54. MessageTriggerEnumType

### Enumeration

Type of request to be triggered by trigger messages.

MessageTriggerEnumType is used by: [triggerMessage:TriggerMessageRequest](#)

Value	Description
<b>BootNotification</b>	To trigger <a href="#">BootNotification</a> .
<b>LogStatusNotification</b>	To trigger <a href="#">LogStatusNotification</a> .
<b>FirmwareStatusNotification</b>	To trigger <a href="#">FirmwareStatusNotification</a> .
<b>Heartbeat</b>	To trigger <a href="#">Heartbeat</a> .
<b>MeterValues</b>	To trigger <a href="#">MeterValues</a> .
<b>SignChargingStationCertificate</b>	To trigger a <a href="#">SignCertificate</a> with certificateType: ChargingStationCertificate.
<b>SignV2GCertificate</b>	To trigger a <a href="#">SignCertificate</a> with certificateType: V2GCertificate
<b>StatusNotification</b>	To trigger <a href="#">StatusNotification</a> .
<b>TransactionEvent</b>	To trigger <a href="#">TransactionEvent</a> .
<b>SignCombinedCertificate</b>	To trigger a SignCertificate with certificateType: ChargingStationCertificate AND V2GCertificate
<b>PublishFirmwareStatusNotification</b>	To trigger <a href="#">PublishFirmwareStatusNotification</a> .

## 3.55. MonitorEnumType

### Enumeration

MonitorEnumType is used by: [Common:VariableMonitoringType](#) ,  
[setVariableMonitoring:SetVariableMonitoringRequest.SetMonitoringDataType](#) ,  
[setVariableMonitoring:SetVariableMonitoringResponse.SetMonitoringResultType](#)

Value	Description
<b>UpperThreshold</b>	Triggers an event notice when the actual value of the Variable rises above <i>monitorValue</i>
<b>LowerThreshold</b>	Triggers an event notice when the actual value of the Variable drops below <i>monitorValue</i> .
<b>Delta</b>	Triggers an event notice when the actual value has changed more than plus or minus <i>monitorValue</i> since the time that this monitor was set or since the last time this event notice was sent, whichever was last. For variables that are not numeric, like boolean, string or enumerations, a monitor of type Delta will trigger an event notice whenever the variable changes, regardless of the value of <i>monitorValue</i> .
<b>Periodic</b>	Triggers an event notice every <i>monitorValue</i> seconds interval, starting from the time that this monitor was set.
<b>PeriodicClockAligned</b>	Triggers an event notice every <i>monitorValue</i> seconds interval, starting from the nearest clock-aligned interval after this monitor was set. For example, a <i>monitorValue</i> of 900 will trigger event notices at 0, 15, 30 and 45 minutes after the hour, every hour.

## 3.56. MonitoringBaseEnumType

### Enumeration

MonitoringBaseEnumType is used by: [setMonitoringBase:SetMonitoringBaseRequest](#)

Value	Description
<b>All</b>	Activate all pre-configured monitors.
<b>FactoryDefault</b>	Activate the default monitoring settings as recommended by the manufacturer. This is a subset of all pre-configured monitors.
<b>HardWiredOnly</b>	Clears all custom monitors and disables all pre-configured monitors.

## 3.57. MonitoringCriterionEnumType

### Enumeration

MonitoringCriterionEnumType is used by: [getMonitoringReport:GetMonitoringReportRequest](#)

Value	Description
<b>ThresholdMonitoring</b>	Report variables and components with a monitor of type UpperThreshold or LowerThreshold.
<b>DeltaMonitoring</b>	Report variables and components with a monitor of type Delta.
<b>PeriodicMonitoring</b>	Report variables and components with a monitor of type Periodic or PeriodicClockAligned.

## 3.58. MutabilityEnumType

### Enumeration

MutabilityEnumType is used by: [Common:VariableAttributeType](#)

Value	Description
<b>ReadOnly</b>	This variable is read-only.
<b>WriteOnly</b>	This variable is write-only.
<b>ReadWrite</b>	This variable is read-write.

## 3.59. NotifyEVChargingNeedsStatusEnumType

### Enumeration

NotifyEVChargingNeedsStatusEnumType is used by: [notifyEVChargingNeeds:NotifyEVChargingNeedsResponse](#)

Value	Description
Accepted	A schedule will be provided momentarily.
Rejected	Service not available.
Processing	The CSMS is gathering information to provide a schedule.

## 3.60. OCPPInterfaceEnumType

### Enumeration

Enumeration of network interfaces.

OCPPInterfaceEnumType is used by: [setNetworkProfile:SetNetworkProfileRequest.NetworkConnectionProfileType](#)

Value	Description
Wired0	Use wired connection 0
Wired1	Use wired connection 1
Wired2	Use wired connection 2
Wired3	Use wired connection 3
Wireless0	Use wireless connection 0
Wireless1	Use wireless connection 1
Wireless2	Use wireless connection 2
Wireless3	Use wireless connection 3

## 3.61. OCPPTransportEnumType

### Enumeration

Enumeration of OCPP transport mechanisms. SOAP is currently not a valid value for OCPP 2.0.

OCPPTransportEnumType is used by: [setNetworkProfile:SetNetworkProfileRequest.NetworkConnectionProfileType](#)

Value	Description
JSON	Use JSON over WebSockets for transport of OCPP PDU's
SOAP	Use SOAP for transport of OCPP PDU's

## 3.62. OCPPVersionEnumType

### Enumeration

Enumeration of OCPP versions.

OCPPVersionEnumType is used by: [setNetworkProfile:SetNetworkProfileRequest.NetworkConnectionProfileType](#)

Value	Description
OCPP12	OCPP version 1.2
OCPP15	OCPP version 1.5
OCPP16	OCPP version 1.6

Value	Description
<b>OCPP20</b>	OCPP version 2.0 The OCPP 2.0 release of OCPP has been deprecated, so this value <code>OCPP20</code> must now be used for OCPP 2.0.1 implementations in the <code>NetworkConnectionProfile</code> . Note that OCPP 2.0.1 does have its own Websocket subprotocol name: <code>ocpp2.0.1</code> .

## 3.63. OperationalStatusEnumType

### Enumeration

Requested availability change.

OperationalStatusEnumType is used by: [changeAvailability:ChangeAvailabilityRequest](#)

Value	Description
<b>Inoperative</b>	Charging Station is not available for charging.
<b>Operative</b>	Charging Station is available for charging.

## 3.64. PhaseEnumType

### Enumeration

Phase specifies how a measured value is to be interpreted. Please note that not all values of Phase are applicable to all Measurands.

PhaseEnumType is used by: [Common:SampledValueType](#)

Value	Description
<b>L1</b>	Measured on L1
<b>L2</b>	Measured on L2
<b>L3</b>	Measured on L3
<b>N</b>	Measured on Neutral
<b>L1-N</b>	Measured on L1 with respect to Neutral conductor
<b>L2-N</b>	Measured on L2 with respect to Neutral conductor
<b>L3-N</b>	Measured on L3 with respect to Neutral conductor
<b>L1-L2</b>	Measured between L1 and L2
<b>L2-L3</b>	Measured between L2 and L3
<b>L3-L1</b>	Measured between L3 and L1

## 3.65. PublishFirmwareStatusEnumType

### Enumeration

Status for when publishing a Firmware.

PublishFirmwareStatusEnumType is used by: [publishFirmwareStatusNotification:PublishFirmwareStatusNotificationRequest](#)

Value	Description
<b>Idle</b>	
<b>DownloadScheduled</b>	Intermediate state. Downloading of new firmware has been scheduled.
<b>Downloading</b>	Intermediate state. Firmware is being downloaded.
<b>Downloaded</b>	Intermediate state. New firmware has been downloaded by Charging Station.
<b>Published</b>	The firmware has been successfully published.
<b>DownloadFailed</b>	Failure end state. Charging Station failed to download firmware.
<b>DownloadPaused</b>	Intermediate state. Downloading has been paused.

Value	Description
<b>InvalidChecksum</b>	Failure end state. The firmware checksum is not matching.
<b>ChecksumVerified</b>	Intermediate state. The Firmware checksum is successfully verified.
<b>PublishFailed</b>	Publishing the new firmware has failed.

## 3.66. ReadingContextEnumType

*Enumeration*

Values of the context field.

ReadingContextEnumType is used by: [Common:SampledValueType](#)

Value	Description
<b>Interruption.Begin</b>	Value taken at start of interruption.
<b>Interruption.End</b>	Value taken when resuming after interruption.
<b>Other</b>	Value for any other situations.
<b>Sample.Clock</b>	Value taken at clock aligned interval.
<b>Sample.Periodic</b>	Value taken as periodic sample relative to start time of transaction.
<b>Transaction.Begin</b>	Value taken at start of transaction.
<b>Transaction.End</b>	Value taken at end of transaction.
<b>Trigger</b>	Value taken in response to TriggerMessageRequest.

## 3.67. ReasonEnumType

*Enumeration*

Reason for stopping a transaction.

ReasonEnumType is used by: [transactionEvent:TransactionEventRequest.TransactionType](#)

Value	Description
<b>DeAuthorized</b>	The transaction was stopped because of the authorization status in the response to a transactionEventRequest.
<b>EmergencyStop</b>	Emergency stop button was used.
<b>EnergyLimitReached</b>	EV charging session reached a locally enforced maximum energy transfer limit
<b>EVDDisconnected</b>	Disconnecting of cable, vehicle moved away from inductive charge unit.
<b>GroundFault</b>	A GroundFault has occurred
<b>ImmediateReset</b>	A Reset(Immediate) command was received.
<b>Local</b>	Stopped locally on request of the EV Driver at the Charging Station. This is a regular termination of a transaction. Examples: presenting an IdToken tag, pressing a button to stop.
<b>LocalOutOfCredit</b>	A local credit limit enforced through the Charging Station has been exceeded.
<b>MasterPass</b>	The transaction was stopped using a token with a MasterPassGroupId.
<b>Other</b>	Any other reason.
<b>OvercurrentFault</b>	A larger than intended electric current has occurred
<b>PowerLoss</b>	Complete loss of power.
<b>PowerQuality</b>	Quality of power too low, e.g. voltage too low/high, phase imbalance, etc.
<b>Reboot</b>	A locally initiated reset/reboot occurred. (for instance watchdog kicked in)
<b>Remote</b>	Stopped remotely on request of the CSMS. This is a regular termination of a transaction. Examples: termination using a smartphone app, exceeding a (non local) prepaid credit.
<b>SOCLimitReached</b>	Electric vehicle has reported reaching a locally enforced maximum battery State of Charge (SOC)
<b>StoppedByEV</b>	The transaction was stopped by the EV
<b>TimeLimitReached</b>	EV charging session reached a locally enforced time limit
<b>Timeout</b>	EV not connected within timeout

## 3.68. RecurrencyKindEnumType

Enumeration

RecurrencyKindEnumType is used by: [Common:ChargingProfileType](#)

Value	Description
Daily	The schedule restarts every 24 hours, at the same time as in the <i>startSchedule</i> .
Weekly	The schedule restarts every 7 days, at the same time and day-of-the-week as in the <i>startSchedule</i> .

## 3.69. RegistrationStatusEnumType

Enumeration

Result of registration in response to BootNotificationRequest.

RegistrationStatusEnumType is used by: [bootNotification:BootNotificationResponse](#)

Value	Description
Accepted	Charging Station is accepted by the CSMS.
Pending	CSMS is not yet ready to accept the Charging Station. CSMS may send messages to retrieve information or prepare the Charging Station.
Rejected	Charging Station is not accepted by CSMS. This may happen when the Charging Station id is not known by CSMS.

## 3.70. ReportBaseEnumType

Enumeration

ReportBaseEnumType is used by: [getBaseReport:GetBaseReportRequest](#)

Value	Description
ConfigurationInventory	Required. A (configuration) report that lists all Components/Variables that can be set by the operator.
FullInventory	Required. A (full) report that lists everything except monitoring settings.
SummaryInventory	<p>Optional. A (summary) report that lists Components/Variables relating to the Charging Station's current charging availability, and to any existing problem conditions.</p> <p>For the Charging Station Component:</p> <ul style="list-style-type: none"><li>- AvailabilityState.</li></ul> <p>For each EVSE Component:</p> <ul style="list-style-type: none"><li>- AvailabilityState.</li></ul> <p>For each Connector Component:</p> <ul style="list-style-type: none"><li>- AvailabilityState (if known and different from EVSE).</li></ul> <p>For all Components in an abnormal State:</p> <ul style="list-style-type: none"><li>- Active (Problem, Tripped, Overload, Fallback) variables.</li><li>- Any other diagnostically relevant Variables of the Components.</li><li>- Include TechCode and TechInfo where available.</li></ul> <p>All monitored Component.Variables in Critical or Alert state shall also be included.</p> <ul style="list-style-type: none"><li>- Charging Stations that do not have Monitoring implemented are NOT REQUIRED to include Connector Availability, monitoring alerts, and MAY limit problem reporting detail to just the active Problem boolean Variable.</li></ul>

## 3.71. RequestStartStopStatusEnumType

### Enumeration

The result of a RequestStartTransactionRequest or RequestStopTransactionRequest.

RequestStartStopStatusEnumType is used by: [requestStartTransaction:RequestStartTransactionResponse](#) , [requestStopTransaction:RequestStopTransactionResponse](#)

Value	Description
Accepted	Command will be executed.
Rejected	Command will not be executed.

## 3.72. ReservationUpdateStatusEnumType

### Enumeration

ReservationUpdateStatusEnumType is used by: [reservationStatusUpdate:ReservationStatusUpdateRequest](#)

Value	Description
Expired	The reservation is expired.
Removed	The reservation is removed.

## 3.73. ReserveNowStatusEnumType

### Enumeration

Status in ReserveNowResponse.

ReserveNowStatusEnumType is used by: [reserveNow:ReserveNowResponse](#)

Value	Description
Accepted	Reservation has been made.
Faulted	Reservation has not been made, because evse, connectors or specified connector are in a faulted state.
Occupied	Reservation has not been made. The evse or the specified connector is occupied.
Rejected	Reservation has not been made. Charging Station is not configured to accept reservations.
Unavailable	Reservation has not been made, because evse, connectors or specified connector are in an unavailable state.

## 3.74. ResetEnumType

### Enumeration

Type of reset requested.

ResetEnumType is used by: [reset:ResetRequest](#)

Value	Description
Immediate	Immediate reset of the Charging Station.
OnIdle	Delay reset until no more transactions are active.

## 3.75. ResetStatusEnumType

### Enumeration

Result of ResetRequest.

ResetStatusEnumType is used by: [reset:ResetResponse](#)

Value	Description
<b>Accepted</b>	Command will be executed.
<b>Rejected</b>	Command will not be executed.
<b>Scheduled</b>	Reset command is scheduled, Charging Station is busy with a process that cannot be interrupted at the moment. Reset will be executed when process is finished.

## 3.76. SendLocalListStatusEnumType

*Enumeration*

Type of update for SendLocalListRequest.

SendLocalListStatusEnumType is used by: [sendLocalList:SendLocalListResponse](#)

Value	Description
<b>Accepted</b>	Local Authorization List successfully updated.
<b>Failed</b>	Failed to update the Local Authorization List.
<b>VersionMismatch</b>	Version number in the request for a differential update is less or equal then version number of current list.

## 3.77. SetMonitoringStatusEnumType

*Enumeration*

SetMonitoringStatusEnumType is used by: [setVariableMonitoring:SetVariableMonitoringResponse.SetMonitoringResultType](#)

Value	Description
<b>Accepted</b>	Monitor successfully set.
<b>UnknownComponent</b>	Component is not known.
<b>UnknownVariable</b>	Variable is not known.
<b>UnsupportedMonitorType</b>	Requested monitor type is not supported.
<b>Rejected</b>	Request is rejected.
<b>Duplicate</b>	A monitor already exists for the given type/severity combination.

## 3.78. SetNetworkProfileStatusEnumType

*Enumeration*

Possible values of SetNetworkProfileStatus as used in SetNetworkProfileResponse.

SetNetworkProfileStatusEnumType is used by: [setNetworkProfile:SetNetworkProfileResponse](#)

Value	Description
<b>Accepted</b>	Setting new data successful
<b>Rejected</b>	Setting new data rejected
<b>Failed</b>	Setting new data failed

## 3.79. SetVariableStatusEnumType

*Enumeration*

SetVariableStatusEnumType is used by: [setVariables:SetVariablesResponse.SetVariableResultType](#)

Value	Description
<b>Accepted</b>	Variable successfully set.
<b>Rejected</b>	Request is rejected.
<b>UnknownComponent</b>	Component is not known.
<b>UnknownVariable</b>	Variable is not known.
<b>NotSupportedAttributeType</b>	The AttributeType is not supported.
<b>RebootRequired</b>	A reboot is required.

## 3.80. TransactionEventType

*Enumeration*

TransactionEventType is used by: [transactionEvent:TransactionEventRequest](#)

Value	Description
<b>Ended</b>	Last event of a transaction
<b>Started</b>	First event of a transaction.
<b>Updated</b>	Transaction event in between 'Started' and 'Ended'.

## 3.81. TriggerMessageStatusEnumType

*Enumeration*

Status in TriggerMessageResponse.

TriggerMessageStatusEnumType is used by: [triggerMessage:TriggerMessageResponse](#)

Value	Description
<b>Accepted</b>	Requested message will be sent.
<b>Rejected</b>	Requested message will not be sent.
<b>NotImplemented</b>	Requested message cannot be sent because it is either not implemented or unknown.

## 3.82. TriggerReasonEnumType

*Enumeration*

Reason that triggered a transactionEventRequest.

TriggerReasonEnumType is used by: [transactionEvent:TransactionEventRequest](#)

Value	Description
<b>Authorized</b>	Charging is authorized, by any means. Might be an RFID, or other authorization means.
<b>CablePluggedIn</b>	Cable is plugged in and EVDetected.
<b>ChargingRateChanged</b>	Rate of charging changed by more than <i>LimitChangeSignificance</i> .
<b>ChargingStateChanged</b>	Charging State changed.
<b>Deauthorized</b>	The transaction was stopped because of the authorization status in the response to a transactionEventRequest.
<b>EnergyLimitReached</b>	Maximum energy of charging reached. For example: in a pre-paid charging solution
<b>EVCommunicationLost</b>	Communication with EV lost, for example: cable disconnected.
<b>EVConnectTimeout</b>	EV not connected before the connection is timed out.
<b>MeterValueClock</b>	Needed to send a clock aligned meter value

Value	Description
<b>MeterValuePeriodic</b>	Needed to send a periodic meter value
<b>TimeLimitReached</b>	Maximum time of charging reached. For example: in a pre-paid charging solution
<b>Trigger</b>	Requested by the CSMS via a TriggerMessageRequest.
<b>UnlockCommand</b>	CSMS sent an Unlock Connector command.
<b>StopAuthorized</b>	An EV Driver has been authorized to stop charging. For example: By swiping an RFID card.
<b>EVDeparted</b>	EV departed. For example: When a departing EV triggers a parking bay detector.
<b>EVDetected</b>	EV detected. For example: When an arriving EV triggers a parking bay detector.
<b>RemoteStop</b>	A RequestStopTransactionRequest has been sent.
<b>RemoteStart</b>	A RequestStartTransactionRequest has been sent.
<b>AbnormalCondition</b>	An Abnormal Error or Fault Condition has occurred.
<b>SignedDataReceived</b>	Signed data is received from the energy meter.
<b>ResetCommand</b>	CSMS sent a Reset Charging Station command.

## 3.83. UnlockStatusEnumType

*Enumeration*

Status in response to UnlockConnectorRequest.

UnlockStatusEnumType is used by: [unlockConnector:UnlockConnectorResponse](#)

Value	Description
<b>Unlocked</b>	Connector has successfully been unlocked.
<b>UnlockFailed</b>	Failed to unlock the connector.
<b>OngoingAuthorizedTransaction</b>	The connector is not unlocked, because there is still an authorized transaction ongoing.
<b>UnknownConnector</b>	The specified connector is not known by the Charging Station.

## 3.84. UnpublishFirmwareStatusEnumType

*Enumeration*

Status for when publishing a Firmware.

UnpublishFirmwareStatusEnumType is used by: [unpublishFirmware:UnpublishFirmwareResponse](#)

Value	Description
<b>DownloadOngoing</b>	Intermediate state. Firmware is being downloaded.
<b>NoFirmware</b>	There is no published file.
<b>Unpublished</b>	Successful end state. Firmware file no longer being published.

## 3.85. UpdateEnumType

*Enumeration*

UpdateEnumType is used by: [sendLocalList:SendLocalListRequest](#)

Value	Description
<b>Differential</b>	Indicates that the current Local Authorization List must be updated with the values in this message.
<b>Full</b>	Indicates that the current Local Authorization List must be replaced by the values in this message.

## 3.86. UpdateFirmwareStatusEnumType

### Enumeration

Generic message response status

UpdateFirmwareStatusEnumType is used by: [updateFirmware:UpdateFirmwareResponse](#)

Value	Description
<b>Accepted</b>	Accepted this firmware update request. This does not mean the firmware update is successful, the Charging Station will now start the firmware update process.
<b>Rejected</b>	Firmware update request rejected.
<b>AcceptedCanceled</b>	Accepted this firmware update request, but in doing this has canceled an ongoing firmware update.
<b>InvalidCertificate</b>	The certificate is invalid.
<b>RevokedCertificate</b>	Failure end state. The Firmware Signing certificate has been revoked.

## 3.87. UploadLogStatusEnumType

### Enumeration

UploadLogStatusEnumType is used by: [logStatusNotification:LogStatusNotificationRequest](#)

Value	Description
<b>BadMessage</b>	A badly formatted packet or other protocol incompatibility was detected.
<b>Idle</b>	The Charging Station is not uploading a log file. Idle SHALL only be used when the message was triggered by a TriggerMessageRequest.
<b>NotSupportedOperation</b>	The server does not support the operation
<b>PermissionDenied</b>	Insufficient permissions to perform the operation.
<b>Uploaded</b>	File has been uploaded successfully.
<b>UploadFailure</b>	Failed to upload the requested file.
<b>Uploading</b>	File is being uploaded.
<b>AcceptedCanceled</b>	On-going log upload is canceled and new request to upload log has been accepted.

## 3.88. VPNEnumType

### Enumeration

Enumeration of VPN Types.

VPNEnumType is used by: [setNetworkProfile:SetNetworkProfileRequest.VPNTYPE](#)

Value	Description
<b>IKEv2</b>	IKEv2 VPN
<b>IPSec</b>	IPSec VPN
<b>L2TP</b>	L2TP VPN
<b>PPTP</b>	PPTP VPN

---

# Referenced Components and Variables

# Chapter 1. Controller Components

This section gives an overview of the 'Controller' components, which are introduced in OCPP 2.0. A controller component can be recognized by the 'Ctrlr' suffix and is responsible for the configuration of a certain functionality. Most of the [Referenced components](#) that are described in this document, are 'Controller' components.

The table below contains a summary of all Controller components, for more details, please refer to Part 2 - Appendices.

Controller Component	Description
AlignedDataCtrlr	Responsible for configuration relating to the reporting of clock-aligned meter data.
AuthCtrlr	Responsible for configuration relating to the use of authorization for Charging Station use.
AuthCacheCtrlr	Responsible for configuration relating to the use of a local cache for authorization for Charging Station use.
CHAdemoCtrlr	Responsible for configuration relating to the CHAdemo controller
ClockCtrlr	Provides a means to configure management of time tracking by Charging Station.
CustomizationCtrlr	Responsible for configuration relating to custom vendor-specific implementations, like the DataTransfer message and CustomData extensions or CustomTriggers.
DeviceDataCtrlr	Responsible for configuration relating to the exchange and storage of Charging Station device model data.
DisplayMessageCtrlr	Responsible for configuration relating to the display of messages to Charging Station users.
ISO15118Ctrlr	Responsible for configuration relating to the ISO 15118 controller
LocalAuthListCtrlr	Responsible for configuration relating to the use of local authorization lists for Charging Station use.
MonitoringCtrlr	Responsible for configuration relating to the exchange of monitoring event data.
OCPPCommCtrlr	Responsible for configuration relating to information exchange between Charging Station and CSMS.
ReservationCtrlr	Responsible for configuration relating to reservations.
SampledDataCtrlr	Responsible for configuration relating to the reporting of sampled meter data.
SecurityCtrlr	Responsible for configuration relating to security of communications between Charging Station and CSMS.
SmartChargingCtrlr	Responsible for configuration relating to Smart Charging.
TariffCostCtrlr	Responsible for configuration relating to tariff and cost display.
TxCtrlr	Responsible for configuration relating to transaction characteristics and behaviour.

Every Controller component has an 'Enabled' variable. This variable can be used to enable/disable a certain functionality. Any data in the charging station is not part of the controller component, so when disabling a functionality, any relating data stored in the Charging Station will not be changed or removed.

For example: if ReservationCtrlr is disabled when there is an active reservation, the EVSE will become available, but the reservation entries will still be there – they are just not used. If afterwards ReservationCtrlr is enabled again, the reservation entries will become active again as long as they have not expired and no transaction is in progress. If a transaction has started in the mean time, that transaction remains active. The reservation is then considered expired.

# Chapter 2. Referenced Components and Variables

Below follows a list of all Component Variable combinations with a role standardized in this specification.

These Configuration Variables replace the Configuration Keys from OCPP 1.x

The list is split by functionality; [General](#), [Security](#), [Authorization](#), [Local Authorization List Management](#), [Authorization Cache](#), [Transaction](#), [Metering](#), [Reservation](#), [Smart Charging](#), [Tariff & Cost](#), [Diagnostics](#), [Display Message](#), [ISO 15118](#) and [Charging Infrastructure](#) related.

A required Configuration Variable mentioned under a particular function block only has to be supported by the Charging Station if it supports that functional block.

Please see chapter 4 in "Part 1 - Architecture & Topology" about the addressing of Components and Variables in the Device Model.

## General requirements

Requirements for all the Configuration Variables in this document:

- All variables that are writable SHALL have the VariableAttribute field: *persistence* = true, and SHALL thus be stored in a persistent way.
- Any fields not defined SHALL be left empty.
- Any field marked with a \* (Asterisk) can be of any possible value.
- When the AttributeType is NOT given, the CSMS and Charging Station SHALL assume the AttributeType to be Actual.

## Shortcut notation for variables

A Configuration Variable is a device model variable. Such a variable is identified by:

1. its variable name, and optional variable instance
2. the component it is a part of, and optional component instance
3. the EVSE and optional connector to which component belongs.

Configuration Variables can be referenced by their simplified name, which is the section header in this chapter in which the variable is described, or by their full definition which is described in the following shortcut notation:

- `componentName[instance].variableName[instance]`

As an example, the Configuration Variable `TariffAvailable`, which is the "Tariff" instance of the variable "Available" as part of component "TariffCostCtrlr", can also be referred to as:

`TariffCostCtrlr.Available[Tariff]`.

The EVSE and Connector are not part of the shortcut notation. If a Configuration Variable has a value that is specific for an EVSE or Connector, then this explicitly mentioned in the text.

## 2.1. General

NOTE

WebSocket-related variables are described in "[OCPP-2.0.1 Part 4 JSON over WebSockets](#)".

### 2.1.1. ActiveNetworkProfile

Required	yes	
Component	componentName	OCPPCommCtrlr

Variable	variableName	ActiveNetworkProfile	
	variableAttributes	mutability	ReadOnly
	variableCharacteristics	dataType	integer
Description	This variable indicates the NetworkConnectionProfile configuration slot the Charging Station currently uses for its connection with the CSMS.		

### 2.1.2. AllowNewSessionsPendingFirmwareUpdate

Required	no		
Component	componentName	ChargingStation	
Variable	variableName	AllowNewSessionsPendingFirmwareUpdate	
	variableAttributes	mutability	ReadWrite
	variableCharacteristics	dataType	boolean
Description	<p>Indicates whether new sessions can be started on EVSEs, while Charging Station is waiting for all EVSEs to become Available in order to start a pending firmware update.</p> <p>When a firmware update is waiting to be installed and this variable exists and has the value <i>true</i>, then, the Charging Station will not set free EVSEs to Unavailable, pending the update. This means that it may take longer until there is a point in time when all EVSEs of the Charging Station are free and it can perform the firmware update.</p>		

### 2.1.3. DefaultMessageTimeout

Required	yes		
Component	componentName	OCPPCommCtrlr	
Variable	variableName	MessageTimeout	
	variableInstance	Default	
	variableAttributes	mutability	ReadOnly
	variableCharacteristics	unit	s
		dataType	integer
Description	<p>The purpose of the message timeout is to be able to consider a request message as not sent and continue with other tasks when the message did not arrive due to communication errors or software failure. The message timeout setting in a Charging Station can be configured in the messageTimeout field in the <i>NetworkConnectionProfile</i>.</p>		

### 2.1.4. FileTransferProtocols

Required	yes		
Component	componentName	OCPPCommCtrlr	
Variable	variableName	FileTransferProtocols	
	variableAttributes	mutability	ReadOnly
	variableCharacteristics	dataType	MemberList
		valuesList	FTP, FTPS, HTTP, HTTPS, SFTP
Description	List of supported file transfer protocols.		

## 2.1.5. HeartbeatInterval

Required	no		
Component	componentName	OCPPCommCtrlr	
Variable	variableName	HeartbeatInterval	
	variableAttributes	mutability	ReadWrite
	variableCharacteristics	unit	s
		dataType	integer
		minLimit	> 0
Description	Interval of inactivity (no OCPP exchanges) with CSMS after which the Charging Station should send <a href="#">HeartbeatRequest</a> .		

## 2.1.6. NetworkConfigurationPriority

Required	yes		
Component	componentName	OCPPCommCtrlr	
Variable	variableName	NetworkConfigurationPriority	
	variableAttributes	attributeType	Actual
		mutability	ReadWrite
	variableCharacteristics	dataType	SequenceList
		valuesList	List of possible values
Description	A comma separated ordered list of the priority of the possible Network Connection Profiles. The list of possible available profile slots for the network configuration profiles SHALL be reported, via the valuesList characteristic of this Variable.		

## 2.1.7. NetworkProfileConnectionAttempts

Required	yes		
Component	componentName	OCPPCommCtrlr	
Variable	variableName	NetworkProfileConnectionAttempts	
	variableAttributes	mutability	ReadWrite
	variableCharacteristics	dataType	integer
Description	Specifies the number of connection attempts the Charging Station executes before switching to a different profile.		

## 2.1.8. OfflineThreshold

Required	yes		
Component	componentName	OCPPCommCtrlr	
Variable	variableName	OfflineThreshold	
	variableAttributes	mutability	ReadWrite
	variableCharacteristics	unit	s
		dataType	integer

<b>Description</b>	When the offline period of a Charging Station exceeds the <code>OfflineThreshold</code> it is recommended to send a <a href="#">StatusNotificationRequest</a> for all its Connectors when the Charging Station is back online.
--------------------	--

### 2.1.9. QueueAllMessages

<b>Required</b>	no		
<b>Component</b>	<b>componentName</b>	OCPPCommCtrlr	
<b>Variable</b>	<b>variableName</b>	QueueAllMessages	
	<b>variableAttributes</b>	<b>mutability</b>	ReadWrite
	<b>variableCharacteristics</b>	<b>dataType</b>	boolean
<b>Description</b>	<p>When this variable is set to <i>true</i>, the Charging Station will queue all message until they are delivered to the CSMS. When set to <i>false</i> the Charging Station will only queue Transaction related messages as required in: E04.FR.01. and other requirements</p> <p>When this variable is the to <i>true</i>, and the Charging Station is running low on memory, the Charging Station SHALL drop TransactionEvent messages last, and when dropping measurements/meter data, the Charging Station SHALL drop intermediate values first (2nd value, 4th value, 6th etc), not drop the start and end values of the measurements/meter data.</p> <p>Default = false</p>		

### 2.1.10. MessageAttemptsTransactionEvent

<b>Required</b>	yes		
<b>Component</b>	<b>componentName</b>	OCPPCommCtrlr	
<b>Variable</b>	<b>variableName</b>	MessageAttempts	
	<b>variableInstance</b>	TransactionEvent	
	<b>variableAttributes</b>	<b>mutability</b>	ReadWrite
	<b>variableCharacteristics</b>	<b>dataType</b>	integer
<b>Description</b>	How often the Charging Station should try to submit a <a href="#">TransactionEventRequest</a> message when the CSMS fails to process it.		

### 2.1.11. MessageAttemptIntervalTransactionEvent

<b>Required</b>	yes		
<b>Component</b>	<b>componentName</b>	OCPPCommCtrlr	
<b>Variable</b>	<b>variableName</b>	MessageAttemptInterval	
	<b>variableInstance</b>	TransactionEvent	
	<b>variableAttributes</b>	<b>attributeType</b>	Actual
		<b>mutability</b>	ReadWrite
	<b>variableCharacteristics</b>	<b>unit</b>	s
		<b>dataType</b>	integer
<b>Description</b>	How long the Charging Station should wait before resubmitting a <a href="#">TransactionEventRequest</a> message that the CSMS failed to process.		

## 2.1.12. UnlockOnEVSideDisconnect

<b>Required</b>	yes		
<b>Component</b>	<b>componentName</b>	OCPPCommCtrlr	
<b>Variable</b>	<b>variableName</b>	UnlockOnEVSideDisconnect	
	<b>variableAttributes</b>	<b>mutability</b>	ReadWrite/ReadOnly
	<b>variableCharacteristics</b>	<b>dataType</b>	boolean
<b>Description</b>	When set to true, the Charging Station SHALL unlock the cable on the Charging Station side when the cable is unplugged at the EV. For an EVSE with only fixed cables, the mutability SHALL be ReadOnly and the actual value SHALL be false. For a charging station with fixed cables and sockets, the variable is only applicable to the sockets.		

## 2.1.13. WebSocketPingInterval

This configuration variable is described in ["OCPP-2.0.1 Part 4 JSON over WebSockets"](#).

## 2.1.14. ResetRetries

<b>Required</b>	yes		
<b>Component</b>	<b>componentName</b>	OCPPCommCtrlr	
<b>Variable</b>	<b>variableName</b>	ResetRetries	
	<b>variableAttributes</b>	<b>mutability</b>	ReadWrite
	<b>variableCharacteristics</b>	<b>dataType</b>	integer
<b>Description</b>	Number of times to retry a reset of the Charging Station when a reset was unsuccessful.		

## 2.1.15. MessageFieldLength

<b>Required</b>	no		
<b>Component</b>	<b>componentName</b>	OCPPCommCtrlr	
<b>Variable</b>	<b>variableName</b>	FieldLength	
	<b>variableInstance</b>	<message>.<field>	
	<b>variableAttributes</b>	<b>mutability</b>	ReadOnly
	<b>variableCharacteristics</b>	<b>dataType</b>	integer
<b>Description</b>	This variable is used to report the length of <field> in <message> when it is larger than the length that is defined in the standard OCPP message schema.		

## 2.1.16. ItemsPerMessageGetReport

<b>Required</b>	yes		
<b>Component</b>	<b>componentName</b>	DeviceDataCtrlr	

<b>Variable</b>	<b>variableName</b>	ItemsPerMessage	
	<b>variableInstance</b>	GetReport	
	<b>variableAttributes</b>	<b>mutability</b>	ReadOnly
	<b>variableCharacteristics</b>	<b>dataType</b>	integer
<b>Description</b>	Maximum number of ComponentVariable entries that can be sent in one <a href="#">GetReportRequest</a> or <a href="#">GetMonitoringReportRequest</a> message.		

## 2.1.17. ItemsPerMessageGetVariables

<b>Required</b>	yes		
<b>Component</b>	<b>componentName</b>	DeviceDataCtrlr	
<b>Variable</b>	<b>variableName</b>	ItemsPerMessage	
	<b>variableInstance</b>	GetVariables	
	<b>variableAttributes</b>	<b>mutability</b>	ReadOnly
	<b>variableCharacteristics</b>	<b>dataType</b>	integer
<b>Description</b>	Maximum number of GetVariableData objects in <a href="#">GetVariablesRequest</a> .		

## 2.1.18. BytesPerMessageGetReport

<b>Required</b>	yes		
<b>Component</b>	<b>componentName</b>	DeviceDataCtrlr	
<b>Variable</b>	<b>variableName</b>	BytesPerMessage	
	<b>variableInstance</b>	GetReport	
	<b>variableAttributes</b>	<b>mutability</b>	ReadOnly
	<b>variableCharacteristics</b>	<b>dataType</b>	integer
<b>Description</b>	Message Size (in bytes) - puts constraint on <a href="#">GetReportRequest</a> or <a href="#">GetMonitoringReportRequest</a> message size.		

## 2.1.19. BytesPerMessageGetVariables

<b>Required</b>	yes		
<b>Component</b>	<b>componentName</b>	DeviceDataCtrlr	
<b>Variable</b>	<b>variableName</b>	BytesPerMessage	
	<b>variableInstance</b>	GetVariables	
	<b>variableAttributes</b>	<b>mutability</b>	ReadOnly
	<b>variableCharacteristics</b>	<b>dataType</b>	integer
<b>Description</b>	Message Size (in bytes) - puts constraint on <a href="#">GetVariablesRequest</a> message size.		

## 2.1.20. ConfigurationValueSize

Required	no		
Component	componentName	DeviceDataCtrlr	
Variable	variableName	ConfigurationValueSize	
	variableAttributes	mutability	ReadOnly
	variableCharacteristics	dataType	integer
		maxLimit	1000
Description	This Configuration Variable can be used to limit the following fields: SetVariableData.attributeValue and VariableCharacteristics.valuesList. The max size of these values will always remain equal.		

## 2.1.21. ReportingValueSize

Required	no		
Component	componentName	DeviceDataCtrlr	
Variable	variableName	ReportingValueSize	
	variableAttributes	mutability	ReadOnly
	variableCharacteristics	dataType	integer
		maxLimit	2500
Description	This Configuration Variable can be used to limit the following fields: GetVariableResult.attributeValue, VariableAttribute.value and EventData.actualValue. The max size of these values will always remain equal.		

## 2.1.22. ItemsPerMessageSetVariables

Required	yes		
Component	componentName	DeviceDataCtrlr	
Variable	variableName	ItemsPerMessage	
	variableInstance	SetVariables	
	variableAttributes	mutability	ReadOnly
	variableCharacteristics	dataType	integer
Description	Maximum number of SetVariableData objects in <a href="#">SetVariablesRequest</a> .		

## 2.1.23. BytesPerMessageSetVariables

Required	yes		
Component	componentName	DeviceDataCtrlr	
Variable	variableName	BytesPerMessage	
	variableInstance	SetVariables	
	variableAttributes	mutability	ReadOnly
	variableCharacteristics	dataType	integer
Description	Message Size (in bytes) - puts constraint on <a href="#">SetVariablesRequest</a> message size.		

## 2.1.24. DateTime

<b>Required</b>	yes		
<b>Component</b>	<b>componentName</b>	ClockCtrlr	
<b>Variable</b>	<b>variableName</b>	DateTime	
	<b>variableAttributes</b>	<b>mutability</b>	ReadOnly
	<b>variableCharacteristics</b>	<b>dataType</b>	DateTime
<b>Description</b>	Contains the current date and time.		

## 2.1.25. NtpSource

Required	no		
Component	componentName	ClockCtrlr	
Variable	variableName	NtpSource	
	variableAttributes	mutability	ReadWrite
	variableCharacteristics	dataType	OptionList
		valuesList	DHCP, manual
Description	When an NTP client is implemented, this variable can be used to configure the client: Use the NTP server provided via DHCP, or use the manually configured NTP server.		

## 2.1.26. NtpServerUri

<b>Required</b>	no		
<b>Component</b>	<b>componentName</b>	ClockCtrlr	
<b>Variable</b>	<b>variableName</b>	NtpServerUri	
	<b>variableInstance</b>	Single digit, multiple servers allowed, primary NtpServer has instance '1', the secondary has instance '2'. etc	
	<b>variableAttributes</b>	<b>mutability</b>	ReadWrite
	<b>variableCharacteristics</b>	<b>dataType</b>	string
<b>Description</b>	When an NTP client is implemented, this variable can be used to configure the client: This contains the address of the NTP server.		
	Multiple NTP servers can be configured. These can be back-up NTP servers. If the NTP client supports it, it can also connect to multiple NTP servers simultaneous to get a more reliable time source.		

## 2.1.27. TimeOffset

<b>Required</b>	no		
<b>Component</b>	<b>componentName</b>	ClockCtrlr	
<b>Variable</b>	<b>variableName</b>	TimeOffset	
	<b>variableAttributes</b>	<b>mutability</b>	ReadWrite
	<b>variableCharacteristics</b>	<b>dataType</b>	string

<b>Description</b>	<p>Configured current local time offset in the format: "+01:00", "-02:00" etc.</p> <p>When a TimeOffset is used, it is advised not to implement: <a href="#">TimeZone</a>. If a Charging Station has implemented both <a href="#">TimeOffset</a> and <a href="#">TimeZone</a> it is RECOMMENDED to not use both at the same time.</p> <p>The time offset is for display purposes to show local time and is also used for charging profiles that have <i>useLocalTime</i> = true.</p>
--------------------	--

## 2.1.28. NextTimeOffsetTransitionDateTime

<b>Required</b>	no		
<b>Component</b>	<b>componentName</b>	ClockCtrlr	
<b>Variable</b>	<b>variableName</b>	NextTimeOffsetTransitionDateTime	
	<b>variableAttributes</b>	<b>mutability</b>	ReadWrite
	<b>variableCharacteristics</b>	<b>dataType</b>	DateTime
<b>Description</b>	<p>Date time of the next time offset transition. On this date time, the clock displayed to the EV driver will be given the new offset as configured via <a href="#">TimeOffsetNextTransition</a>.</p> <p>This can be used to manually configure the next start or end of a daylight saving time period.</p>		

## 2.1.29. TimeOffsetNextTransition

<b>Required</b>	no		
<b>Component</b>	<b>componentName</b>	ClockCtrlr	
<b>Variable</b>	<b>variableName</b>	TimeOffset	
	<b>variableInstance</b>	NextTransition	
	<b>variableAttributes</b>	<b>mutability</b>	ReadWrite
	<b>variableCharacteristics</b>	<b>dataType</b>	string
<b>Description</b>	<p>Next local time offset in the format: "+01:00", "-02:00" etc.</p> <p>New offset that will be set on the next time offset transition as configured via <a href="#">'NextTimeOffsetTransitionDateTime'</a>.</p> <p>This can be used to manually configure the offset for the start or end of the daylight saving time period.</p>		

## 2.1.30. TimeSource

<b>Required</b>	yes		
<b>Component</b>	<b>componentName</b>	ClockCtrlr	
<b>Variable</b>	<b>variableName</b>	TimeSource	
	<b>variableAttributes</b>	<b>mutability</b>	ReadWrite
	<b>variableCharacteristics</b>	<b>dataType</b>	SequenceList
		<b>valuesList</b>	List of all implemented time sources. Possible values: Heartbeat, NTP, GPS, RealTimeClock, MobileNetwork, RadioTimeTransmitter

<b>Description</b>	<p>Via this variable, the Charging Station provides the CSMS with the option to configure a clock source, if more than 1 are implemented.</p> <p>By providing a list of possible sources, the CSO can configure fallback sources.</p> <p>Example: "NTP,Heartbeat" means, use NTP, but when none of the NTP servers responses, use time synchronization via Heartbeat.</p> <p>NOTE: RadioTimeTransmitter: At various locations around the globe, low-frequency radio transmitters provide accurate local time information e.g. DCF77 in Germany, MSF in the United Kingdom, JJY in Japan etc. Such a radio time clock can be used as a time source for a Charging Station. The Charging Station shall convert the broadcasted time to UTC. For this <a href="#">TimeZone</a>, <a href="#">TimeOffset</a>, <a href="#">NextTimeOffsetTransitionDateTime</a> and <a href="#">TimeOffsetNextTransition</a> can be used.</p>
--------------------	---

### 2.1.31. TimeZone

<b>Required</b>	no		
<b>Component</b>	<b>componentName</b>	ClockCtrlr	
<b>Variable</b>	<b>variableName</b>	TimeZone	
	<b>variableAttributes</b>	<b>mutability</b>	ReadWrite
	<b>variableCharacteristics</b>	<b>dataType</b>	string
<b>Description</b>	<p>Configured current local time zone in the format: "Europe/Oslo", "Asia/Singapore" etc.</p> <p>When a time zone is used, it is advised not to implement: <a href="#">TimeOffset</a>. If a Charging Station has implemented both <a href="#">TimeOffset</a> and <a href="#">TimeZone</a> it is RECOMMENDED to not use both at the same time.</p> <p>The time zone is for display purposes to show local time and is also used for charging profiles that have <i>useLocalTime</i> = true.</p>		

### 2.1.32. TimeAdjustmentReportingThreshold

<b>Required</b>	no		
<b>Component</b>	<b>componentName</b>	ClockCtrlr	
<b>Variable</b>	<b>variableName</b>	TimeAdjustmentReportingThreshold	
	<b>variableAttributes</b>	<b>mutability</b>	ReadWrite
	<b>variableCharacteristics</b>	<b>unit</b>	s
		<b>dataType</b>	integer
<b>Description</b>	<p>When the clock time is adjusted forwards or backwards for more then TimeAdjustmentReportingThreshold number of seconds, a SecurityEventNotification( "SettingSystemTime" ) is sent by the charging station. A reasonable value is 20 seconds.</p>		

### 2.1.33. CustomImplementationEnabled

<b>Required</b>	no		
<b>Component</b>	<b>componentName</b>	CustomizationCtrlr	

Variable	variableName	CustomImplementationEnabled	
	variableInstance	<VendorId>	
	variableAttributes	mutability	ReadWrite
	variableCharacteristics	dataType	boolean
Description	<p>This standard configuration variable is used to enable/disable custom implementations that the Charging Station supports.</p> <p>It is recommended to first check if the custom behavior can be implemented using device model components/variables before resorting to DataTransfer message(s) and/or CustomData fields.</p>		

## 2.2. Security related

### 2.2.1. BasicAuthPassword

Required	no		
Component	componentName	SecurityCtrlr	
Variable	variableName	BasicAuthPassword	
	variableAttributes	mutability	WriteOnly
	variableCharacteristics	dataType	string
		maxLimit	At least 40, at most 64.
Description	<p>The basic authentication password is used for HTTP Basic Authentication. The password SHALL be a randomly chosen passwordString with a sufficiently high entropy, consisting of minimum 16 and a maximum as defined by the <i>maxLimit</i> of <a href="#">BasicAuthPassword</a>, which must be at least 40 characters and at most 64. The password SHALL be sent as a UTF-8 encoded string (NOT encoded into octet string or base64). This configuration variable is write-only, so that it cannot be accidentally stored in plaintext by the CSMS when it reads out all configuration variables.</p>		

### 2.2.2. Identity

Required	no		
Component	componentName	SecurityCtrlr	
Variable	variableName	Identity	
	variableAttributes	mutability	ReadOnly or ReadWrite
	variableCharacteristics	dataType	string
		maxLimit	48 (Charging Station Identity)
Description	<p>The Charging Station identity. Identity is an <a href="#">identifierString</a>, however because this value is also used as the basic authentication username, the colon character ':' SHALL NOT be used.</p> <p>Maximum length was chosen to ensure compatibility with EVSE ID from <a href="#">[ISO15118-2]</a>.</p>		

### 2.2.3. OrganizationName

Required	yes
----------	-----

<b>Component</b>	<b>componentName</b>	SecurityCtrlr	
<b>Variable</b>	<b>variableName</b>	OrganizationName	
	<b>variableAttributes</b>	<b>mutability</b>	ReadWrite
	<b>variableCharacteristics</b>	<b>dataType</b>	string
<b>Description</b>	This configuration variable is used to set the organization name of the CSO or an organization trusted by the CSO. It is used to set the O ( <i>organizationName</i> ) RDN in the subject field of the client certificate. See also A00.FR.509.		

## 2.2.4. CertificateEntries

<b>Required</b>	yes		
<b>Component</b>	<b>componentName</b>	SecurityCtrlr	
<b>Variable</b>	<b>variableName</b>	CertificateEntries	
	<b>variableAttributes</b>	<b>mutability</b>	ReadOnly
	<b>variableCharacteristics</b>	<b>dataType</b>	integer
		<b>maxLimit</b>	Maximum number of Certificates installed at any time.
<b>Description</b>	Amount of Certificates currently installed on the Charging Station.		

## 2.2.5. SecurityProfile

<b>Required</b>	yes		
<b>Component</b>	<b>componentName</b>	SecurityCtrlr	
<b>Variable</b>	<b>variableName</b>	SecurityProfile	
	<b>variableAttributes</b>	<b>mutability</b>	ReadOnly
	<b>variableCharacteristics</b>	<b>dataType</b>	integer
<b>Description</b>	This configuration variable is used to report the security profile used by the Charging Station.		

## 2.2.6. AdditionalRootCertificateCheck

<b>Required</b>	no		
<b>Component</b>	<b>componentName</b>	SecurityCtrlr	
<b>Variable</b>	<b>variableName</b>	AdditionalRootCertificateCheck	
	<b>variableAttributes</b>	<b>mutability</b>	ReadOnly
	<b>variableCharacteristics</b>	<b>dataType</b>	boolean

<b>Description</b>	<p>When installing a new CSMS Root certificate, the new certificate SHALL replace the old one AND the new CSMS Root Certificate MUST be signed by the old CSMS Root Certificate it is replacing.</p> <p>This configuration variable is required unless only "security profile 1 - Unsecured Transport with Basic Authentication" is implemented. Please note that security profile 1 SHOULD only be used in trusted networks.</p> <p><i>Note: When using this additional security mechanism please be aware that the Charging Station needs to perform a full certificate chain verification when the new CSMS Root certificate is being installed. However, once the old CSMS Root certificate is set as the fallback certificate, the Charging Station needs to perform a partial certificate chain verification when verifying the server certificate during the TLS handshake. Otherwise the verification will fail once the old CSMS Root (fallback) certificate is either expired or removed.</i></p> <p><i>Note 2: The statement that the variable is required, means that the configuration variable must be present, but does NOT indicate that the feature must be implemented. This is an optional feature. By setting the value to false, the Charging Station indicates that it does not support this feature, whereas true means that it does support the feature.</i></p>
--------------------	--

## 2.2.7. MaxCertificateChainSize

<b>Required</b>	no		
<b>Component</b>	<b>componentName</b>	SecurityCtrlr	
<b>Variable</b>	<b>variableName</b>	MaxCertificateChainSize	
	<b>variableAttributes</b>	<b>mutability</b>	ReadOnly
	<b>variableCharacteristics</b>	<b>dataType</b>	integer
		<b>maxLimit</b>	10000
<b>Description</b>	<p>This configuration variable can be used to limit the size of the 'certificateChain' field from the <a href="#">CertificateSignedRequest</a> PDU. This value SHOULD NOT be set too small. The smaller this value, the less security architectures the Charging Station will support. It is RECOMMENDED to set at least a size of 5600. This will allow the Charging Station to support most security architectures.</p>		

## 2.2.8. CertSigningWaitMinimum

<b>Required</b>	no		
<b>Component</b>	<b>componentName</b>	SecurityCtrlr	
<b>Variable</b>	<b>variableName</b>	CertSigningWaitMinimum	
	<b>variableAttributes</b>	<b>mutability</b>	ReadWrite
	<b>variableCharacteristics</b>	<b>unit</b>	s
		<b>dataType</b>	integer
<b>Description</b>	<p>This configuration variable defines how long the Charging Station has to wait before generating another CSR, in the case the CSMS accepts the SignCertificateRequest, but never returns the signed certificate back. This value will be doubled after every attempt. The amount of attempts is configured at <a href="#">CertSigningRepeatTimes</a>. If the certificate signing process is slow, this setting allows the CSMS to tell the Charging Station to allow more time.</p>		

## 2.2.9. CertSigningRepeatTimes

<b>Required</b>	no	
<b>Component</b>	<b>componentName</b>	SecurityCtrlr

<b>Variable</b>	<b>variableName</b>	CertSigningRepeatTimes	
	<b>variableAttributes</b>	<b>mutability</b>	ReadWrite
	<b>variableCharacteristics</b>	<b>dataType</b>	integer
<b>Description</b>	<p>This variable can be used to configure the amount of times the Charging Station SHALL double the previous back-off time, starting with the number of seconds configured at <a href="#">CertSigningWaitMinimum</a>, every time the back-off time expires without having received the CertificateSignedRequest containing the from the CSR generated signed certificate. When the maximum number of increments is reached, the Charging Station SHALL stop resending the SignCertificateRequest, until it is requested by the CSMS using a TriggerMessageRequest.</p>		

## 2.2.10. AllowSecurityProfileDowngrade

<b>Required</b>	no		
<b>Component</b>	<b>componentName</b>	SecurityCtrlr	
<b>Variable</b>	<b>variableName</b>	AllowSecurityProfileDowngrade	
	<b>variableAttributes</b>	<b>mutability</b>	ReadWrite/ReadOnly
	<b>variableCharacteristics</b>	<b>dataType</b>	boolean
<b>Description</b>	<p>If this variable is implemented and set to <i>true</i>, then the Charging Station allows downgrading the security profile from 3 to 2.</p> <p>For security reasons it is not allowed to revert from profile 2 or profile 3 to security profile 1 using OCPP.</p>		

## 2.2.11. AllowCSMSTLSWildcards

<b>Required</b>	no		
<b>Component</b>	<b>componentName</b>	SecurityCtrlr	
<b>Variable</b>	<b>variableName</b>	AllowCSMSTLSWildcards	
	<b>variableAttributes</b>	<b>mutability</b>	ReadWrite
	<b>variableCharacteristics</b>	<b>dataType</b>	boolean
<b>Description</b>	<p>This variable allows a Charging Station to support non-compliant OCPP behavior and connect to a CSMS that uses a wildcard TLS server certificate for the OCPP connection.</p> <p>If this variable is present it SHALL be ReadWrite. If this variable is not implemented or has value false, the OCPP-compliant behavior is that a Charging Station rejects a connection from a CSMS that presents a wildcard certificate. It is highly RECOMMENDED to not allow wildcard certificates.</p>		

## 2.3. Authorization related

### 2.3.1. AuthEnabled

<b>Required</b>	no		
<b>Component</b>	<b>componentName</b>	AuthCtrlr	

Variable	variableName	Enabled	
	variableAttributes	mutability	ReadWrite
	variableCharacteristics	dataType	boolean
Description	If set to <i>false</i> , then no authorization is done before starting a transaction or when reading an <i>idToken</i> . If an <i>idToken</i> was provided, then it will be put in the <i>idToken</i> field of the <i>TransactionEventRequest</i> . If no <i>idToken</i> was provided, then <i>idToken</i> in <i>TransactionEventRequest</i> will be left empty and <i>type</i> is set to <i>NoAuthorization</i> .		

### 2.3.2. AdditionalInfoItemsPerMessage

Required	no		
Component	componentName	AuthCtrlr	
Variable	variableName	AdditionalInfoItemsPerMessage	
	variableAttributes	mutability	ReadOnly
	variableCharacteristics	dataType	integer
Description	Maximum number of <i>additionalInfo</i> items that can be sent in one message. This configuration variable only has to be implemented when Charging Station is able to <b>receive</b> <i>additionalInfo</i> fields from CSMS. It is not required when only the Charging Station can send <i>additionalInfo</i> fields, because CSMS is expected to be able to handle an arbitrary amount of <i>additionalInfo</i> fields from Charging Station.		

### 2.3.3. OfflineTxForUnknownIdEnabled

Required	no		
Component	componentName	AuthCtrlr	
Variable	variableName	OfflineTxForUnknownIdEnabled	
	variableAttributes	mutability	ReadWrite
	variableCharacteristics	dataType	boolean
Description	If this key exists, the Charging Station supports <a href="#">Unknown Offline Authorization</a> . If this key reports a value of <i>true</i> , <a href="#">Unknown Offline Authorization</a> is enabled.		

### 2.3.4. AuthorizeRemoteStart

Required	yes		
Component	componentName	AuthCtrlr	
Variable	variableName	AuthorizeRemoteStart	
	variableAttributes	mutability	ReadOnly or ReadWrite. Choice is up to Charging Station implementation.
	variableCharacteristics	dataType	boolean
Description	Whether a remote request to start a transaction in the form of <a href="#">RequestStartTransactionRequest</a> message should be authorized beforehand like a local action to start a transaction.		

### 2.3.5. LocalAuthorizeOffline

Required	yes		
Component	componentName	AuthCtrlr	
Variable	variableName	LocalAuthorizeOffline	
	variableAttributes	mutability	ReadWrite
	variableCharacteristics	dataType	boolean
Description	Whether the Charging Station, when <i>Offline</i> , will start a transaction for locally-authorized identifiers.		

### 2.3.6. LocalPreAuthorize

Required	yes		
Component	componentName	AuthCtrlr	
Variable	variableName	LocalPreAuthorize	
	variableAttributes	mutability	ReadWrite
	variableCharacteristics	dataType	boolean
Description	Whether the Charging Station, when online, will start a transaction for locally-authorized identifiers without waiting for or requesting an <a href="#">AuthorizeResponse</a> from the CSMS.		

### 2.3.7. MasterPassGroupId

Required	no		
Component	componentName	AuthCtrlr	
Variable	variableName	MasterPassGroupId	
	variableAttributes	mutability	ReadWrite
	variableCharacteristics	dataType	string
		maxLimit	36 (The maximum string length of MasterPassGroupId)
Description	IdTokens that have this id as groupId belong to the Master Pass Group. Meaning they can stop any ongoing transaction, but cannot start transactions. This can, for example, be used by law enforcement personal to stop any ongoing transaction when an EV has to be towed away.		

### 2.3.8. DisableRemoteAuthorization

Required	no		
Component	componentName	AuthCtrlr	
Variable	variableName	DisableRemoteAuthorization	
	variableAttributes	mutability	ReadWrite
	variableCharacteristics	dataType	boolean

<b>Description</b>	<p>When set to <i>true</i> this instructs the Charging Station to not issue any AuthorizationRequests, but only use Authorization Cache and Local Authorization List to determine validity of idTokens.</p> <p>Note: The difference between <b>AuthCtrlr.DisableRemoteAuthorization</b> and <b>AuthCacheCtrlr.DisablePostAuthorization</b> is that the latter only disables re-authorization of tokens that are as not-Accepted in the Authorization Cache or Local Authorization List, whereas <b>AuthCtrlr.DisableRemoteAuthorization</b> disables all authorization with CSMS.</p>		
--------------------	---	--	--

### 2.3.9. SupportedIdTokenTypes

Required	no		
Component	componentName	AuthCtrlr	
Variable	variableName	SupportedIdTokenTypes	
	variableAttributes	mutability	ReadOnly
	variableCharacteristics	dataType	MemberList
		valuesList	List of IdTokenEnumType.
Description	The subset of the list of supported IdTokenTypes as defined by IdTokenEnumtype, that is supported by the Charging Station.		

## 2.4. Authorization Cache related

### 2.4.1. AuthCacheEnabled

**NOTE** | When the value of this variable is changed, the content of the authorization cache should not be altered.

<b>Required</b>	no		
<b>Component</b>	<b>componentName</b>	AuthCacheCtrlr	
<b>Variable</b>	<b>variableName</b>	Enabled	
	<b>variableAttributes</b>	<b>mutability</b>	ReadWrite
	<b>variableCharacteristics</b>	<b>dataType</b>	boolean
<b>Description</b>	If this variable exists and reports a value of <i>true</i> , <a href="#">Authorization Cache</a> is enabled.		

### 2.4.2. AuthCacheAvailable

<b>Required</b>	no		
<b>Component</b>	<b>componentName</b>	AuthCacheCtrlr	
<b>Variable</b>	<b>variableName</b>	Available	
	<b>variableAttributes</b>	<b>mutability</b>	ReadOnly
	<b>variableCharacteristics</b>	<b>dataType</b>	boolean
<b>Description</b>	If this variable exists and reports a value of <i>true</i> , <a href="#">Authorization Cache</a> is supported, but not necessarily enabled.		

### 2.4.3. AuthCacheLifeTime

Required	no		
Component	componentName	AuthCacheCtrlr	
Variable	variableName	LifeTime	
	variableAttributes	mutability	ReadWrite
	variableCharacteristics	unit	s
		dataType	integer
Description	Indicates how long it takes until a token expires in the authorization cache since it is last used.		

### 2.4.4. AuthCacheStorage

Required	no		
Component	componentName	AuthCacheCtrlr	
Variable	variableName	Storage	
	variableAttributes	mutability	ReadOnly
	variableCharacteristics	dataType	integer
		maxLimit	The maximum number of bytes
Description	Indicates the number of bytes currently used by the <a href="#">Authorization Cache</a> . MaxLimit indicates the maximum number of bytes that can be used by the <a href="#">Authorization Cache</a> .		

### 2.4.5. AuthCachePolicy

Required	no		
Component	componentName	AuthCacheCtrlr	
Variable	variableName	Policy	
	variableAttributes	mutability	ReadWrite
	variableCharacteristics	dataType	OptionList
		valuesList	LRU, LFU, FIFO, CUSTOM
Description	Cache Entry Replacement Policy: least recently used, least frequently used, first in first out, other custom mechanism.		

### 2.4.6. AuthCacheDisablePostAuthorize

Required	no		
Component	componentName	AuthCacheCtrlr	
Variable	variableName	DisablePostAuthorize	
	variableAttributes	mutability	ReadWrite
	variableCharacteristics	dataType	boolean
Description	When set to <i>true</i> this variable disables the behavior to request authorization for an idToken that is stored in the cache with a status other than <i>Accepted</i> , as stated in C10.FR.03 and C12.FR.05.		

## 2.4.7. AuthCacheEntries

Required	no		
Component	componentName	AuthCacheCtrlr	
Variable	variableName	Entries	
	variableAttributes	mutability	ReadOnly
	variableCharacteristics	dataType	integer
		maxLimit	<optional>
Description	Amount of IdTokens currently in the Authorization Cache. Optionally, a value for <i>maxLimit</i> may be supplied to provide maximum capacity of the cache.		

## 2.5. Local Authorization List Management related

### 2.5.1. LocalAuthListEnabled

Required	no		
Component	componentName	LocalAuthListCtrlr	
Variable	variableName	Enabled	
	variableAttributes	mutability	ReadWrite
	variableCharacteristics	dataType	boolean
Description	If this variable exists and reports a value of <i>true</i> , <a href="#">Local Authorization List</a> is enabled.		

### 2.5.2. LocalAuthListEntries

Required	when <a href="#">LocalAuthListAvailable</a> is <i>true</i>		
Component	componentName	LocalAuthListCtrlr	
Variable	variableName	Entries	
	variableAttributes	mutability	ReadOnly
	variableCharacteristics	dataType	integer
		maxLimit	The maximum number of IdTokens that can be stored in the <a href="#">Local Authorization List</a> .
Description	Amount of IdTokens currently in the <a href="#">Local Authorization List</a> . The maxLimit of this variable SHALL be provided to report the maximum number of IdTokens that can be stored in the <a href="#">Local Authorization List</a> .		

### 2.5.3. LocalAuthListAvailable

Required	no		
Component	componentName	LocalAuthListCtrlr	
Variable	variableName	Available	
	variableAttributes	mutability	ReadOnly
	variableCharacteristics	dataType	boolean

<b>Description</b>	If this variable exists and reports a value of <i>true</i> , <a href="#">Local Authorization List</a> is supported.		
--------------------	---	--	--

## 2.5.4. ItemsPerMessageSendLocalList

<b>Required</b>	when <code>LocalAuthListAvailable</code> is <i>true</i>		
<b>Component</b>	<b>componentName</b>	LocalAuthListCtrlr	
<b>Variable</b>	<b>variableName</b>	ItemsPerMessage	
	<b>variableAttributes</b>	<b>mutability</b>	ReadOnly
	<b>variableCharacteristics</b>	<b>dataType</b>	integer
<b>Description</b>	Maximum number of identifications that can be sent in a single <code>SendLocalListRequest</code> .		

## 2.5.5. BytesPerMessageSendLocalList

<b>Required</b>	when <code>LocalAuthListAvailable</code> is <i>true</i>		
<b>Component</b>	<b>componentName</b>	LocalAuthListCtrlr	
<b>Variable</b>	<b>variableName</b>	BytesPerMessage	
	<b>variableAttributes</b>	<b>mutability</b>	ReadOnly
	<b>variableCharacteristics</b>	<b>dataType</b>	integer
<b>Description</b>	Message Size (in bytes) - puts a constraint on <code>SendLocalListRequest</code> message size.		

## 2.5.6. LocalAuthListStorage

<b>Required</b>	no		
<b>Component</b>	<b>componentName</b>	LocalAuthListCtrlr	
<b>Variable</b>	<b>variableName</b>	Storage	
	<b>variableAttributes</b>	<b>mutability</b>	ReadOnly
	<b>variableCharacteristics</b>	<b>dataType</b>	integer
		<b>maxLimit</b>	The maximum number of bytes
<b>Description</b>	Indicates the number of bytes currently used by the <a href="#">Local Authorization List</a> . <code>MaxLimit</code> indicates the maximum number of bytes that can be used by the <a href="#">Local Authorization List</a> .		

## 2.5.7. LocalAuthListDisablePostAuthorize

<b>Required</b>	no		
<b>Component</b>	<b>componentName</b>	LocalAuthListCtrlr	
<b>Variable</b>	<b>variableName</b>	DisablePostAuthorize	
	<b>variableAttributes</b>	<b>mutability</b>	ReadWrite
	<b>variableCharacteristics</b>	<b>dataType</b>	boolean
<b>Description</b>	When set to <i>true</i> this variable disables the behavior to request authorization for an <code>idToken</code> that is stored in the local authorization list with a status other than <code>Accepted</code> , as stated in C14.FR.03.		

## 2.5.8. LocalAuthListSupportsExpiryDateTime

Required	no		
Component	componentName	LocalAuthListCtrlr	
Variable	variableName	SupportsExpiryDateTime	
	variableAttributes	mutability	ReadOnly
	variableCharacteristics	dataType	boolean
Description	<p>When set to <i>true</i> Charging Station will disregard idTokens for authorization as if not present in the Local Authorization List when current date/time is past the value of <i>cacheExpiryDateTime</i>.</p> <p>Note, that <i>cacheExpiryDateTime</i> does not affect the behavior of <i>SendLocalListRequest</i> or <i>GetLocalListRequest</i> messages.</p>		

## 2.6. Transaction related

### 2.6.1. EVConnectionTimeOut

Required	yes		
Component	componentName	TxCtrlr	
Variable	variableName	EVConnectionTimeOut	
	variableAttributes	mutability	ReadWrite
	variableCharacteristics	unit	s
		dataType	integer
Description	<p>Interval from between "starting" of a transaction until incipient transaction is automatically canceled, due to failure of EV driver to (correctly) insert the charging cable connector(s) into the appropriate socket(s). The Charging Station SHALL go back to the original state, probably: 'Available'. "Starting" might be the swiping of the RFID, pressing a start button, a RequestStartTransactionRequest being received etc.</p>		

### 2.6.2. StopTxOnEVSideDisconnect

Required	yes		
Component	componentName	TxCtrlr	
Variable	variableName	StopTxOnEVSideDisconnect	
	variableAttributes	mutability	ReadWrite or ReadOnly, depending on Charging Station implementation.
	variableCharacteristics	dataType	boolean
Description	<p>When set to <i>true</i>, the Charging Station SHALL deauthorize the transaction when the cable is unplugged from the EV.</p>		

### 2.6.3. TxBeforeAcceptedEnabled

Required	no		
Component	componentName	TxCtrlr	

Variable	variableName	TxBeforeAcceptedEnabled	
	variableAttributes	mutability	ReadWrite
	variableCharacteristics	dataType	boolean
Description	With this configuration variable the Charging Station can be configured to allow charging before having received a <a href="#">BootNotificationResponse</a> with <a href="#">RegistrationStatus</a> : Accepted. See: <a href="#">Transactions before being accepted by a CSMS</a> .		

## 2.6.4. TxStartPoint

Required	yes		
Component	componentName	TxCtrlr	
Variable	variableName	TxStartPoint	
	variableAttributes	mutability	ReadOnly or ReadWrite. Choice is up to Charging Station implementation.
	variableCharacteristics	dataType	MemberList
		valuesList	See <a href="#">TxStartStopPoint values</a> for allowed values. It is not required to implement all possible values.
Description	<p>Defines when the Charging Station starts a new transaction: first <a href="#">transactioneventRequest</a>: eventType = Started.</p> <p>When any event in the given list occurs, the Charging Station SHALL start a transaction.</p> <p>The Charging Station SHALL only send the <code>Started</code> event once for every transaction.</p> <p>It is advised to put all events that should be part of a transaction in the list, in case the start event never occurs.</p> <p>Because the possible events don't always have to come in the same order it is possible to provide a list of events. Which ever comes first will then cause a transaction to be started. For example: EVConnected, Authorized would mean that a transaction is started when an EV is detected (Cable is connected), or when an EV Driver swipes his RFID card en the CSMS successfully authorizes the ID for charging.</p>		

## 2.6.5. TxStopPoint

Required	yes		
Component	componentName	TxCtrlr	
Variable	variableName	TxStopPoint	
	variableAttributes	mutability	ReadOnly or ReadWrite. Choice is up to Charging Station implementation.
	variableCharacteristics	dataType	MemberList
		valuesList	See <a href="#">TxStartStopPoint values</a> for allowed values. It is not required to implement all possible values.
Description	<p>Defines when the Charging Station ends a transaction: last <a href="#">transactioneventRequest</a>: eventType = Ended.</p> <p>When any event in the given list is no longer valid, the Charging Station SHALL end the transaction.</p> <p>The Charging Station SHALL only send the <code>Ended</code> event once for every transaction.</p>		

## 2.6.6. TxStartStopPoint values

### 2.6.6.1. TxStartPoint values

The following table lists the values allowed for the `TxStartPoint` variable. These values represent logical steps or events that (may) occur during a charging session. When such an event occurs, and it is listed in the `TxStartPoint` variable, then this marks the start of a transaction.

Value	Description
<b>ParkingBayOccupancy</b>	An object (probably an EV) is detected in the parking/charging bay.
<b>EVConnected</b>	Both ends of the Charging Cable have been connected (if this can be detected, else detection of a cable being plugged into the socket), or for wireless charging: initial communication between EVSE and EV is established.
<b>Authorized</b>	Driver or EV has been authorized, this can also be some form of anonymous authorization like a start button.
<b>PowerPathClosed</b>	All preconditions for charging have been met, power can flow. This event is the logical AND of <code>EVConnected</code> and <code>Authorized</code> and should be used if a transaction is supposed to start when EV is connected and authorized. Despite its name, this event is not related to the state of the power relay.  Note: There may be situations where <code>PowerPathClosed</code> does not imply that charging starts at that moment, e.g. because of delayed charging or a battery that is too hot.
<b>EnergyTransfer</b>	Energy is being transferred between EV and EVSE.  Note: Since energy needs to start flowing first to cause the transaction to be started, there is a small time gap (order of milliseconds) between the start of energy transfer and start of transaction. Depending on the implementation this may potentially skew the value of the energy meter reading associated with start of the transaction. Use <code>PowerPathClosed</code> as <code>TxStartPoint</code> to avoid this situation.
<b>DataSigned</b>	The moment when the signed meter value is received from the fiscal meter, that is used in the <code>TransactionEventRequest</code> with <code>context = Transaction.Begin</code> and <code>triggerReason = SignedDataReceived</code> . This <code>TxStartPoint</code> might be applicable when legislation exists that only allows a billable transaction to start when the first signed meter value has been received.

### 2.6.6.2. TxStopPoint values

The following table lists the values allowed for the `TxStopPoint` variable. These values represent logical steps or events that (may) occur during a charging session. When such an event occurs, and it is listed in the `TxStopPoint` variable, then this marks the end of a transaction.

The values are the same as for `TxStartPoint`, but in this case the meaning is different, since it refers to the ending of the event, rather than the start. For use with `TxStopPoint` each value should be interpreted as if it had "Not" prefixed to it. See the following table:

Value	Description
<b>ParkingBayOccupancy</b>	An object (probably an EV) is no longer detected in the parking/charging bay.
<b>EVConnected</b>	One or both ends of the Charging Cable have been disconnected (if this can be detected, else detection of a cable being unplugged from the socket), or for wireless charging: communication between EVSE and EV is lost.
<b>Authorized</b>	Driver or EV is no longer authorized, this can also be some form of anonymous authorization like a start button. The end of authorization will cause the Charging Station to stop the energy transfer, after which the <code>TransactionEventRequest</code> with <code>eventType = Ended</code> will be transmitted.
<b>PowerPathClosed</b>	All preconditions for charging are no longer met. This event is the logical OR of <code>EVConnected</code> and <code>Authorized</code> and should be used if a transaction is supposed to end when EV is disconnected and/or deauthorized. This will cause the Charging Station to stop the energy transfer, after which the <code>TransactionEventRequest</code> with <code>eventType = Ended</code> will be transmitted. It is exactly the same as having the values <code>EVConnected</code> , <code>Authorized</code> in <code>TxStopPoint</code> . Despite its name, this event is not related to the state of the power relay.
<b>EnergyTransfer</b>	Energy is not being transferred between EV and EVSE. This is not recommended to use as a <code>TxStopPoint</code> , because it will stop the transaction as soon as EV or EVSE (temporarily) suspend the charging.

Value	Description
DataSigned	This condition has no meaning as a TxStopPoint and should not be used as such.

## 2.6.7. MaxEnergyOnInvalidId

Required	no		
Component	componentName	TxCtrlr	
Variable	variableName	MaxEnergyOnInvalidId	
	variableAttributes	mutability	ReadWrite
	variableCharacteristics	unit	Wh
		dataType	integer
Description	Maximum amount of energy in Wh delivered when an identifier is deauthorized by the CSMS after start of a transaction.		

## 2.6.8. StopTxOnInvalidId

Required	yes		
Component	componentName	TxCtrlr	
Variable	variableName	StopTxOnInvalidId	
	variableAttributes	mutability	ReadWrite
	variableCharacteristics	dataType	boolean
Description	Whether the Charging Station will deauthorize an ongoing transaction when it receives a non- <i>Accepted</i> authorization status in <a href="#">TransactionEventResponse</a> for this transaction.		

## 2.7. Metering related

### 2.7.1. SampledDataEnabled

Required	no		
Component	componentName	SampledDataCtrlr	
Variable	variableName	Enabled	
	variableAttributes	mutability	ReadWrite
	variableCharacteristics	dataType	boolean
Description	If this variable reports a value of <i>true</i> , Sampled Data is enabled.		

### 2.7.2. SampledDataAvailable

Required	no		
Component	componentName	SampledDataCtrlr	
Variable	variableName	Available	
	variableAttributes	mutability	ReadOnly
	variableCharacteristics	dataType	boolean

<b>Description</b>	If this variable reports a value of <i>true</i> , Sampled Data is supported.
--------------------	--

### 2.7.3. SampledDataRegisterValuesWithoutPhases

<b>Required</b>	no		
<b>Component</b>	<b>componentName</b>	SampledDataCtrlr	
<b>Variable</b>	<b>variableName</b>	RegisterValuesWithoutPhases	
	<b>variableAttributes</b>	<b>mutability</b>	ReadWrite
	<b>variableCharacteristics</b>	<b>dataType</b>	boolean
<b>Description</b>	<p>If this variable reports a value of <i>true</i>, then meter values of measurand <code>Energy.Active.Import.Register</code> will only report the total energy over all phases without reporting the individual phase values.</p> <p>If this variable is absent or <i>false</i>, then the value for each phase is reported, possibly also with a total value (depending on the meter).</p>		

### 2.7.4. SampledDataSignReadings

<b>Required</b>	no		
<b>Component</b>	<b>componentName</b>	SampledDataCtrlr	
<b>Variable</b>	<b>variableName</b>	SignReadings	
	<b>variableAttributes</b>	<b>mutability</b>	ReadWrite
	<b>variableCharacteristics</b>	<b>dataType</b>	boolean
<b>Description</b>	<p>If set to <i>true</i>, the Charging Station SHALL include signed meter values in the <a href="#">TransactionEventRequest(Ended)</a> as defined in <a href="#">SampledDataTxEndedMeasurands</a>. Some Charging Stations might only be able to sign <code>Transaction.Begin</code> and <code>Transaction.End</code> meter values.</p> <p>When a Charging Station does not support signed meter values, it SHALL NOT report this variable.</p>		

### 2.7.5. SampledDataSignStartedReadings

<b>Required</b>	no		
<b>Component</b>	<b>componentName</b>	SampledDataCtrlr	
<b>Variable</b>	<b>variableName</b>	SignStartedReadings	
	<b>variableAttributes</b>	<b>mutability</b>	ReadWrite
	<b>variableCharacteristics</b>	<b>dataType</b>	boolean
<b>Description</b>	<p>If set to <i>true</i>, the Charging Station SHALL include signed meter values for <i>context</i> = <code>Transaction.Begin</code> in the <i>metervalue</i>s field in the <a href="#">TransactionEventRequest(Started or Updated)</a> as defined in <a href="#">SampledDataTxStartedMeasurands</a>.</p> <p>This setting only has an effect if <a href="#">SampledDataSignReadings</a> is set to <i>true</i>.</p> <p>When a Charging Station does not support signing meter values, it SHALL NOT report this variable.</p>		

### 2.7.6. SampledDataSignUpdatedReadings

<b>Required</b>	no
-----------------	----

<b>Component</b>	<b>componentName</b>	SampledDataCtrlr	
<b>Variable</b>	<b>variableName</b>	SignUpdatedReadings	
	<b>variableAttributes</b>	<b>mutability</b>	ReadWrite
	<b>variableCharacteristics</b>	<b>dataType</b>	boolean
<b>Description</b>	<p>If set to <i>true</i>, the Charging Station SHALL include signed meter values in the <i>meterValues</i> field in the <a href="#">TransactionEventRequest(Updated)</a> as defined in <a href="#">SampledDataTxUpdatedMeasurands</a>.</p> <p>This setting only has an effect if <a href="#">SampledDataSignReadings</a> is set to true. When a Charging Station does not support signing meter values, it SHALL NOT report this variable.</p>		

## 2.7.7. SampledDataTxEndedMeasurands

<b>Required</b>	yes		
<b>Component</b>	<b>componentName</b>	SampledDataCtrlr	
<b>Variable</b>	<b>variableName</b>	TxEndedMeasurands	
	<b>variableAttributes</b>	<b>mutability</b>	ReadWrite
	<b>variableCharacteristics</b>	<b>dataType</b>	MemberList
		<b>maxLimit</b>	The maximum length of the CSV formatted string, to be defined by the implementer.
<b>Description</b>		<b>valuesList</b>	values from <a href="#">Measurands</a>
		<p>Sampled measurands to be included in the <i>meterValues</i> element of <a href="#">TransactionEventRequest</a> (<i>eventType = Ended</i>), every <a href="#">SampledDataTxEndedInterval</a> seconds from the start of the transaction until and including the last measurands at the end of the transaction. The Charging Station reports the list of supported <a href="#">Measurands</a> in <a href="#">VariableCharacteristicsType.valuesList</a> of this variable. This way the CSMS knows which <a href="#">Measurands</a> it can put in the <i>TxEndedSampledData</i>.</p> <p>When left empty, no sampled measurands SHALL be put into the <a href="#">TransactionEventRequest</a> (<i>eventType = Ended</i>).</p>	

## 2.7.8. SampledDataTxEndedInterval

<b>Required</b>	yes		
<b>Component</b>	<b>componentName</b>	SampledDataCtrlr	
<b>Variable</b>	<b>variableName</b>	TxEndedInterval	
	<b>variableAttributes</b>	<b>mutability</b>	ReadWrite
	<b>variableCharacteristics</b>	<b>unit</b>	s
		<b>dataType</b>	integer
<b>Description</b>	<p>Interval between sampling of metering (or other) data, intended to be transmitted in the <a href="#">TransactionEventRequest</a> (<i>eventType = Ended</i>) message. For transaction data (evseld&gt;0), samples are acquired and transmitted only in the <a href="#">TransactionEventRequest</a> (<i>eventType = Ended</i>) message.</p> <p>A value of "0" (numeric zero), by convention, is to be interpreted to mean that only the values taken at the <i>start</i> and <i>end</i> of a transaction SHALL be transmitted (no intermediate values). A <i>TxEndedInterval</i> = 0 is recommended, since other values may result in a lot of data to be transmitted in the <a href="#">TransactionEventRequest</a> (<i>eventType = Ended</i>) message.</p>		

## 2.7.9. SampledDataTxStartedMeasurands

Required	yes		
Component	componentName	SampledDataCtrlr	
Variable	variableName	TxStartedMeasurands	
	variableAttributes	mutability	ReadWrite
	variableCharacteristics	dataType	MemberList
		valuesList	values from <a href="#">Measurands</a>
		maxLimit	The maximum length of the CSV formatted string, to be defined by the implementer.
Description	<p>Sampled measurand(s) to be taken at the start of any transaction to be included in the meterValues field of the first <a href="#">TransactionEventRequest</a> message send at the start of a transaction (eventType = Started).</p> <p>The Charging Station reports the list of supported <a href="#">Measurands</a> in <a href="#">VariableCharacteristicsType.valuesList</a> of this variable. This way the CSMS knows which <a href="#">Measurands</a> it can put in the SampledDataTxStartedMeasurands.</p> <p>If the Charging Station has a meter, recommended to use as default: "Energy.Active.Import.Register"</p>		

## 2.7.10. SampledDataTxUpdatedMeasurands

Required	yes		
Component	componentName	SampledDataCtrlr	
Variable	variableName	TxUpdatedMeasurands	
	variableAttributes	mutability	ReadWrite
	variableCharacteristics	dataType	MemberList
		valuesList	values from <a href="#">Measurands</a>
		maxLimit	The maximum length of the CSV formatted string, to be defined by the implementer.
Description	<p>Sampled measurands to be included in the <i>meterValues</i> element of every <a href="#">TransactionEventRequest</a> (eventType = Updated), every <a href="#">SampledDataTxUpdatedInterval</a> seconds from the start of the transaction.</p> <p>The Charging Station reports the list of supported <a href="#">Measurands</a> in <a href="#">VariableCharacteristicsType.valuesList</a> of this variable. This way the CSMS knows which <a href="#">Measurands</a> it can put in the SampledDataTxUpdatedMeasurands.</p> <p>If the Charging Station has a meter, recommended to use as default: "Energy.Active.Import.Register"</p>		

## 2.7.11. SampledDataTxUpdatedInterval

Required	yes	
Component	componentName	SampledDataCtrlr

<b>Variable</b>	<b>variableName</b>	TxUpdatedInterval	
	<b>variableAttributes</b>	<b>mutability</b>	ReadWrite
	<b>variableCharacteristics</b>	<b>unit</b>	s
		<b>dataType</b>	integer
<b>Description</b>	<p>Interval between sampling of metering (or other) data, intended to be transmitted via <a href="#">TransactionEventRequest</a> (<b>eventType = Updated</b>) messages. For transaction data (evseld&gt;0), samples are acquired and transmitted periodically at this interval from the start of the charging transaction.</p> <p>A value of "0" (numeric zero), by convention, is to be interpreted to mean that no sampled data should be transmitted during the transaction.</p>		

## 2.7.12. AlignedDataEnabled

<b>Required</b>	no		
<b>Component</b>	<b>componentName</b>	AlignedDataCtrlr	
<b>Variable</b>	<b>variableName</b>	Enabled	
	<b>variableAttributes</b>	<b>mutability</b>	ReadWrite
	<b>variableCharacteristics</b>	<b>dataType</b>	boolean
<b>Description</b>	If this variable reports a value of <i>true</i> , Aligned Data is enabled.		

## 2.7.13. AlignedDataAvailable

<b>Required</b>	no		
<b>Component</b>	<b>componentName</b>	AlignedDataCtrlr	
<b>Variable</b>	<b>variableName</b>	Available	
	<b>variableAttributes</b>	<b>mutability</b>	ReadOnly
	<b>variableCharacteristics</b>	<b>dataType</b>	boolean
<b>Description</b>	If this variable reports a value of <i>true</i> , Aligned Data is supported.		

## 2.7.14. AlignedDataMeasurands

<b>Required</b>	yes		
<b>Component</b>	<b>componentName</b>	AlignedDataCtrlr	
<b>Variable</b>	<b>variableName</b>	Measurands	
	<b>variableAttributes</b>	<b>mutability</b>	ReadWrite
	<b>variableCharacteristics</b>	<b>dataType</b>	MemberList
		<b>valuesList</b>	values from <a href="#">Measurands</a>
<b>Description</b>		<b>maxLimit</b>	The maximum length of the CSV formatted string, to be defined by the implementer.
		<p>Clock-aligned measurand(s) to be included in <a href="#">MeterValuesRequest</a> or <a href="#">TransactionEventRequest</a>, every <a href="#">AlignedDataInterval</a> seconds. For all the allowed values see: <a href="#">Measurand</a>.</p> <p>The Charging Station reports the list of supported <a href="#">Measurands</a> in <a href="#">VariableCharacteristicsType.valuesList</a> of this variable. This way the CSMS knows which <a href="#">Measurands</a> it can put in the <a href="#">AlignedDataMeasurands</a>.</p>	

## 2.7.15. AlignedDataInterval

Required	yes		
Component	componentName	AlignedDataCtrlr	
Variable	variableName	Interval	
	variableAttributes	mutability	ReadWrite
	variableCharacteristics	unit	s
		dataType	integer
Description	<p>Size (in seconds) of the clock-aligned data interval, intended to be transmitted in the <a href="#">MeterValuesRequest</a> or <a href="#">TransactionEventRequest</a> message. This is the size (in seconds) of the set of evenly spaced aggregation intervals per day, starting at 00:00:00 (midnight). For example, a value of 900 (15 minutes) indicates that every day should be broken into 96 15-minute intervals.</p> <p>A value of "0" (numeric zero), by convention, is to be interpreted to mean that no clock-aligned data should be transmitted.</p>		

## 2.7.16. AlignedDataSendDuringIdle

Required	no		
Component	componentName	AlignedDataCtrlr	
	evse	*	
Variable	variableName	SendDuringIdle	
	variableAttributes	mutability	ReadWrite
	variableCharacteristics	dataType	boolean
Description	<p>If set to <i>true</i>, the Charging Station SHALL NOT send clock aligned meter values when a transaction is ongoing. When an EVSE is specified, it SHALL stop sending the clock aligned meter values for this EVSE when it has an ongoing transaction. When no EVSE is specified, it SHALL stop sending the clock aligned meter values when any transaction is ongoing on this Charging Station.</p>		

## 2.7.17. AlignedDataSignReadings

Required	no		
Component	componentName	AlignedDataCtrlr	
Variable	variableName	SignReadings	
	variableAttributes	mutability	ReadWrite
	variableCharacteristics	dataType	boolean
Description	<p>If set to <i>true</i>, the Charging Station SHALL include signed meter values in the <a href="#">SampledValueType</a> in the <a href="#">TransactionEventRequest(Ended)</a> for those measurands defined in <a href="#">AlignedDataTxEndedMeasurands</a> and optionally in <a href="#">TransactionEventRequest(Updated)</a> as controlled by <a href="#">AlignedDataSignUpdatedReadings</a>.</p> <p>When a Charging Station does not support signed meter values, it SHALL NOT report this variable.</p>		

## 2.7.18. AlignedDataSignUpdatedReadings

Required	no		
----------	----	--	--

<b>Component</b>	<b>componentName</b>	AlignedDataCtrlr	
<b>Variable</b>	<b>variableName</b>	SignUpdatedReadings	
	<b>variableAttributes</b>	<b>mutability</b>	ReadWrite
	<b>variableCharacteristics</b>	<b>dataType</b>	boolean
<b>Description</b>	<p>If set to <i>true</i>, the Charging Station SHALL include signed meter values in the <a href="#">SampledValueType</a> in the <a href="#">TransactionEventRequest(Updated)</a> for those measurands configured in <a href="#">AlignedDataMeasurands</a>. This variable only has an effect if <a href="#">AlignedDataSignReadings</a> is set to true.</p> <p>When a Charging Station does not support signed meter values, it SHALL NOT report this variable.</p>		

## 2.7.19. AlignedDataTxEndedMeasurands

<b>Required</b>	yes		
<b>Component</b>	<b>componentName</b>	AlignedDataCtrlr	
<b>Variable</b>	<b>variableName</b>	TxEndedMeasurands	
	<b>variableAttributes</b>	<b>mutability</b>	ReadWrite
	<b>variableCharacteristics</b>	<b>dataType</b>	MemberList
		<b>valuesList</b>	values from <a href="#">Measurands</a>
		<b>maxLimit</b>	The maximum length of the CSV formatted string, to be defined by the implementer.
<b>Description</b>	<p>Clock-aligned periodic measurand(s) to be included in the <i>meterValues</i> element of <a href="#">TransactionEventRequest</a> (<i>eventType = Ended</i>) for every <a href="#">AlignedDataTxEndedInterval</a> of the transaction.</p> <p>The Charging Station reports the list of supported <a href="#">Measurands</a> in <a href="#">VariableCharacteristicsType.valuesList</a> of this variable. This way the CSMS knows which <a href="#">Measurands</a> it can put in the TxEndedAlignedData.</p> <p>When left empty, no Clock-aligned measurands SHALL be put into the <a href="#">TransactionEventRequest</a> (<i>eventType = Ended</i>).</p>		

## 2.7.20. AlignedDataTxEndedInterval

<b>Required</b>	yes		
<b>Component</b>	<b>componentName</b>	AlignedDataCtrlr	
<b>Variable</b>	<b>variableName</b>	TxEndedInterval	
	<b>variableAttributes</b>	<b>mutability</b>	ReadWrite
	<b>variableCharacteristics</b>	<b>unit</b>	s
		<b>dataType</b>	integer
<b>Description</b>	<p>Size (in seconds) of the clock-aligned data interval, intended to be transmitted in the <a href="#">TransactionEventRequest</a> (<i>eventType = Ended</i>) message. This is the size (in seconds) of the set of evenly spaced aggregation intervals per day, starting at 00:00:00 (midnight). For example, a value of 900 (15 minutes) indicates that every day should be broken into 96 15-minute intervals.</p> <p>All intervals are transmitted (if so enabled) at the end of the transaction in one (1) <a href="#">TransactionEventRequest</a> (<i>eventType = Ended</i>) message.</p> <p>This is not a recommended practice, since the size of the message can become very large.</p>		

## 2.7.21. PublicKeyWithSignedMeterValue

Required	no		
Component	componentName	OCPPCommCtrlr	
Variable	variableName	PublicKeyWithSignedMeterValue	
	variableAttributes	mutability	ReadWrite
	variableCharacteristics	dataType	OptionList
		valuesList	Never,OncePerTransaction,EveryMeterValue
Description	This Configuration Variable can be used to configure whether a public key needs to be sent with a signed meter value. Note, that the field is required, so it needs to be present as an empty string when the public key is not sent.		

## 2.7.22. FiscalMeterPublicKey

Required	no		
Component	componentName	FiscalMetering	
	evse	<any>	
Variable	variableName	PublicKey	
	variableAttributes	mutability	ReadOnly
	variableCharacteristics	dataType	string
Description	Configuration variable that can be used to retrieve the public key for a meter connected to a specific EVSE. The FiscalMetering component will typically be on the EVSE-tier level. There may be one at the Charging Station tier level for the overall input of the Charging Station, or for a Charging Station with a single EVSE.		

## 2.8. Reservation related

### 2.8.1. ReservationEnabled

Required	no		
Component	componentName	ReservationCtrlr	
Variable	variableName	Enabled	
	variableAttributes	mutability	ReadWrite
	variableCharacteristics	dataType	boolean
Description	Whether <a href="#">Reservation</a> is enabled.		

### 2.8.2. ReservationAvailable

Required	no		
Component	componentName	ReservationCtrlr	

Variable	variableName	Available	
	variableAttributes	mutability	ReadOnly
	variableCharacteristics	dataType	boolean
Description	Whether <a href="#">Reservation</a> is supported.		

### 2.8.3. ReservationNonEvseSpecific

Required	no		
Component	componentName	ReservationCtrlr	
Variable	variableName	NonEvseSpecific	
	variableAttributes	mutability	ReadOnly
	variableCharacteristics	dataType	boolean
Description	If this configuration variable is present and set to <i>true</i> : Charging Station supports <a href="#">Reservation</a> where EVSE id is not specified.		

## 2.9. Smart Charging related

### 2.9.1. SmartChargingEnabled

Required	no		
Component	componentName	SmartChargingCtrlr	
Variable	variableName	Enabled	
	variableAttributes	mutability	ReadWrite
	variableCharacteristics	dataType	boolean
Description	Whether Smart Charging is enabled.		

### 2.9.2. SmartChargingAvailable

Required	no		
Component	componentName	SmartChargingCtrlr	
Variable	variableName	Available	
	variableAttributes	mutability	ReadOnly
	variableCharacteristics	dataType	boolean
Description	Whether Smart Charging is supported.		

### 2.9.3. ACPhaseSwitchingSupported

Required	no		
Component	componentName	SmartChargingCtrlr	

Variable	variableName	ACPhaseSwitchingSupported	
	variableAttributes	mutability	ReadOnly
	variableCharacteristics	dataType	boolean
Description	This variable can be used to indicate an on-load/in-transaction capability. If defined and true, this EVSE supports the selection of which phase to use for 1 phase AC charging.		

## 2.9.4. ChargingProfileMaxStackLevel

Required	yes		
Component	componentName	SmartChargingCtrlr	
Variable	variableName	ProfileStackLevel	
	variableAttributes	mutability	ReadOnly
	variableCharacteristics	dataType	integer
Description	Maximum acceptable value for <i>stackLevel</i> in a ChargingProfile. Since the lowest <i>stackLevel</i> is 0, this means that if SmartChargingCtrlr.ProfileStackLevel = 1, there can be at most 2 valid charging profiles per <a href="#">Charging Profile Purpose</a> per EVSE.		

## 2.9.5. ChargingScheduleChargingRateUnit

Required	yes		
Component	componentName	SmartChargingCtrlr	
Variable	variableName	RateUnit	
	variableAttributes	mutability	ReadOnly
	variableCharacteristics	dataType	MemberList
		valuesList	A,W
Description	A list of supported quantities for use in a <a href="#">ChargingSchedule</a> .		

## 2.9.6. PeriodsPerSchedule

Required	yes		
Component	componentName	SmartChargingCtrlr	
Variable	variableName	PeriodsPerSchedule	
	variableAttributes	mutability	ReadOnly
	variableCharacteristics	dataType	integer
Description	Maximum number of periods that may be defined per <a href="#">ChargingSchedule</a> .		

## 2.9.7. ExternalControlSignalsEnabled

Required	no		
Component	componentName	SmartChargingCtrlr	

<b>Variable</b>	<b>variableName</b>	ExternalControlSignalsEnabled	
	<b>variableAttributes</b>	<b>mutability</b>	ReadOnly or ReadWrite. Choice is up to Charging Station implementation.
	<b>variableCharacteristics</b>	<b>dataType</b>	boolean
<b>Description</b>	Indicates whether a Charging Station is able to respond to external control signals that influence charging.		

## 2.9.8. NotifyChargingLimitWithSchedules

<b>Required</b>	no		
<b>Component</b>	<b>componentName</b>	SmartChargingCtrlr	
<b>Variable</b>	<b>variableName</b>	NotifyChargingLimitWithSchedules	
	<b>variableAttributes</b>	<b>mutability</b>	ReadWrite
	<b>variableCharacteristics</b>	<b>dataType</b>	boolean
<b>Description</b>	Indicates if the Charging Station should include the externally set charging limit/schedule in the message when it sends a <a href="#">NotifyChargingLimitRequest</a> message. This might increase the data usage significantly, especially when an external system sends new profiles/limits with a short interval. Default is false when omitted.		

## 2.9.9. Phases3to1

<b>Required</b>	no		
<b>Component</b>	<b>componentName</b>	SmartChargingCtrlr	
<b>Variable</b>	<b>variableName</b>	Phases3to1	
	<b>variableAttributes</b>	<b>mutability</b>	ReadOnly
	<b>variableCharacteristics</b>	<b>dataType</b>	boolean
<b>Description</b>	If defined and true, this Charging Station supports switching from 3 to 1 phase during a transaction.		

## 2.9.10. ChargingProfileEntries

<b>Required</b>	yes		
<b>Component</b>	<b>componentName</b>	SmartChargingCtrlr	
<b>Variable</b>	<b>variableName</b>	Entries	
	<b>variableInstance</b>	ChargingProfiles	
	<b>variableAttributes</b>	<b>mutability</b>	ReadOnly
	<b>variableCharacteristics</b>	<b>dataType</b>	integer
		<b>maxLimit</b>	Maximum number of Charging profiles installed at any time.
<b>Description</b>	Amount of Charging profiles currently installed on the Charging Station.		

## 2.9.11. LimitChangeSignificance

<b>Required</b>	yes
-----------------	-----

<b>Component</b>	<b>componentName</b>	SmartChargingCtrlr	
<b>Variable</b>	<b>variableName</b>	LimitChangeSignificance	
	<b>variableAttributes</b>	<b>mutability</b>	ReadWrite
	<b>variableCharacteristics</b>	<b>dataType</b>	decimal
<b>Description</b>	If at the Charging Station side a change in the limit in a ChargingProfile is lower than this percentage, the Charging Station MAY skip sending a <a href="#">NotifyChargingLimitRequest</a> or a <a href="#">TransactionEventRequest</a> message to the CSMS. It is RECOMMENDED to set this key to a low value. See <a href="#">Smart Charging signals to a Charging Station from multiple actors</a> .		

## 2.10. Tariff & Cost related

### 2.10.1. TariffAvailable

<b>Required</b>	no		
<b>Component</b>	<b>componentName</b>	TariffCostCtrlr	
<b>Variable</b>	<b>variableName</b>	Available	
	<b>variableInstance</b>	Tariff	
	<b>variableAttributes</b>	<b>mutability</b>	ReadOnly
	<b>variableCharacteristics</b>	<b>dataType</b>	boolean
<b>Description</b>	Whether Tariff is supported.		

### 2.10.2. TariffEnabled

<b>Required</b>	no		
<b>Component</b>	<b>componentName</b>	TariffCostCtrlr	
<b>Variable</b>	<b>variableName</b>	Enabled	
	<b>variableInstance</b>	Tariff	
	<b>variableAttributes</b>	<b>mutability</b>	ReadWrite / ReadOnly
	<b>variableCharacteristics</b>	<b>dataType</b>	boolean
<b>Description</b>	Whether Tariff is enabled.		

### 2.10.3. TariffFallbackMessage

Required for Charging Stations supporting tariff information.

<b>Required</b>	yes		
<b>Component</b>	<b>componentName</b>	TariffCostCtrlr	
<b>Variable</b>	<b>variableName</b>	TariffFallbackMessage	
	<b>variableAttributes</b>	<b>mutability</b>	ReadWrite
	<b>variableCharacteristics</b>	<b>dataType</b>	string
		<b>maxLimit</b>	255

<b>Description</b>	Message (and/or tariff information) to be shown to an EV Driver when there is no driver specific tariff information available.
--------------------	--

## 2.10.4. CostAvailable

<b>Required</b>	no		
<b>Component</b>	<b>componentName</b>	TariffCostCtrlr	
<b>Variable</b>	<b>variableName</b>	Available	
	<b>variableInstance</b>	Cost	
	<b>variableAttributes</b>	<b>mutability</b>	ReadOnly
	<b>variableCharacteristics</b>	<b>dataType</b>	boolean
<b>Description</b>	Whether Cost is supported.		

## 2.10.5. CostEnabled

<b>Required</b>	no		
<b>Component</b>	<b>componentName</b>	TariffCostCtrlr	
<b>Variable</b>	<b>variableName</b>	Enabled	
	<b>variableInstance</b>	Cost	
	<b>variableAttributes</b>	<b>mutability</b>	ReadWrite / ReadOnly
	<b>variableCharacteristics</b>	<b>dataType</b>	boolean
<b>Description</b>	Whether Cost is enabled.		

## 2.10.6. TotalCostFallbackMessage

Required for Charging Stations supporting Tariff Information.

<b>Required</b>	yes		
<b>Component</b>	<b>componentName</b>	TariffCostCtrlr	
<b>Variable</b>	<b>variableName</b>	TotalCostFallbackMessage	
	<b>variableAttributes</b>	<b>mutability</b>	ReadWrite
	<b>variableCharacteristics</b>	<b>dataType</b>	string
		<b>maxLimit</b>	255
<b>Description</b>	Message to be shown to an EV Driver when the Charging Station cannot retrieve the cost for a transaction at the end of the transaction.		

## 2.10.7. Currency

Required for Charging Stations supporting tariff information.

<b>Required</b>	yes		
<b>Component</b>	<b>componentName</b>	TariffCostCtrlr	

Variable	variableName	Currency	
	variableAttributes	mutability	ReadWrite
	variableCharacteristics	dataType	string
		maxLimit	3
Description	Currency used by this Charging Station in a ISO 4217 <a href="#">[ISO4217]</a> formatted currency code.		

## 2.11. Diagnostics related

### 2.11.1. MonitoringEnabled

Required	no		
Component	componentName	MonitoringCtrlr	
Variable	variableName	Enabled	
	variableAttributes	mutability	ReadWrite
	variableCharacteristics	dataType	boolean
Description	Whether Monitoring is enabled.		

### 2.11.2. MonitoringAvailable

Required	no		
Component	componentName	MonitoringCtrlr	
Variable	variableName	Available	
	variableAttributes	mutability	ReadOnly
	variableCharacteristics	dataType	boolean
Description	Whether Monitoring is supported.		

### 2.11.3. ItemsPerMessageClearVariableMonitoring

Required	no		
Component	componentName	MonitoringCtrlr	
Variable	variableName	ItemsPerMessage	
	variableInstance	ClearVariableMonitoring	
	variableAttributes	mutability	ReadOnly
	variableCharacteristics	dataType	integer
Description	Maximum number of IDs in a <a href="#">ClearVariableMonitoringRequest</a> .		

### 2.11.4. ItemsPerMessageSetVariableMonitoring

Required	yes		
Component	componentName	MonitoringCtrlr	

Variable	variableName	ItemsPerMessage	
	variableInstance	SetVariableMonitoring	
	variableAttributes	mutability	ReadOnly
	variableCharacteristics	dataType	integer
Description	Maximum number of <a href="#">setMonitoringData</a> elements that can be sent in one <a href="#">setVariableMonitoringRequest</a> message.		

### 2.11.5. BytesPerMessageClearVariableMonitoring

Required	no		
Component	componentName	MonitoringCtrlr	
Variable	variableName	BytesPerMessage	
	variableInstance	ClearVariableMonitoring	
	variableAttributes	mutability	ReadOnly
	variableCharacteristics	dataType	integer
Description	Message Size (in bytes) - puts constraint on <a href="#">ClearVariableMonitoringRequest</a> message size.		

### 2.11.6. BytesPerMessageSetVariableMonitoring

Required	yes		
Component	componentName	MonitoringCtrlr	
Variable	variableName	BytesPerMessage	
	variableInstance	SetVariableMonitoring	
	variableAttributes	mutability	ReadOnly
	variableCharacteristics	dataType	integer
Description	Message Size (in bytes) - puts constraint on <a href="#">setVariableMonitoringRequest</a> message size.		

### 2.11.7. OfflineMonitoringEventQueuingSeverity

Required	no		
Component	componentName	MonitoringCtrlr	
Variable	variableName	OfflineQueuingSeverity	
	variableAttributes	mutability	ReadWrite
	variableCharacteristics	dataType	integer
Description	When set and the Charging Station is <i>offline</i> , the Charging Station shall queue any <a href="#">NotifyEventRequest</a> messages triggered by a monitor with a severity number equal to or lower than the severity configured here. Value ranging from 0 (Emergency) to 9 (Debug).		

## 2.11.8. ActiveMonitoringBase

Required	no		
Component	componentName	MonitoringCtrlr	
Variable	variableName	ActiveMonitoringBase	
	variableAttributes	mutability	ReadOnly
	variableCharacteristics	dataType	OptionList
		valuesList	values from <i>MonitoringBaseEnumType</i>
Description	Shows the last set MonitoringBase. Valid values according MonitoringBaseEnumType: All, FactoryDefault, HardwiredOnly.		

## 2.11.9. ActiveMonitoringLevel

Required	no		
Component	componentName	MonitoringCtrlr	
Variable	variableName	ActiveMonitoringLevel	
	variableAttributes	mutability	ReadOnly
	variableCharacteristics	dataType	integer
Description	Shows the currently used MonitoringLevel. Valid values are severity levels of SetMonitoringLevelRequest: 0-9.		

## 2.11.10. ActiveMonitors

Required	no		
Component	componentName	MonitoringCtrlr	
Variable	variableName	ActiveMonitors	
	variableAttributes	mutability	ReadOnly
	variableCharacteristics	dataType	integer
		maxLimit	<max supported number>
		minLimit	<hardwired monitors>
Description	Shows the number of active monitors. <i>maxLimit</i> provides the maximum number of monitors supported. <i>minLimit</i> is the minimum number of active monitors: the hardwired monitors (that cannot be cleared).		

## 2.12. Display Message related

### 2.12.1. DisplayMessageEnabled

Required	no	
Component	componentName	DisplayMessageCtrlr

Variable	variableName	Enabled	
	variableAttributes	mutability	ReadWrite
	variableCharacteristics	dataType	boolean
Description	Whether Display Message is enabled.		

## 2.12.2. DisplayMessageAvailable

Required	no		
Component	componentName	DisplayMessageCtrlr	
Variable	variableName	Available	
	variableAttributes	mutability	ReadOnly
	variableCharacteristics	dataType	boolean
Description	Whether Display Message is supported.		

## 2.12.3. NumberOfDisplayMessages

Required	yes		
Component	componentName	DisplayMessageCtrlr	
Variable	variableName	DisplayMessages	
	variableAttributes	mutability	ReadOnly
	variableCharacteristics	dataType	integer
		maxLimit	Maximum number of different messages that can configured in this Charging Station simultaneous, via <a href="#">SetDisplayMessageRequest</a> .
Description	Amount of different messages that are currently configured in this Charging Station, via <a href="#">SetDisplayMessageRequest</a>		

## 2.12.4. DisplayMessageSupportedFormats

Required	yes		
Component	componentName	DisplayMessageCtrlr	
Variable	variableName	SupportedFormats	
	variableAttributes	mutability	ReadOnly
	variableCharacteristics	dataType	MemberList
		valuesList	values from <a href="#">MessageFormatEnumType</a>
Description	List of message formats supported by this Charging Station.		

## 2.12.5. DisplayMessageSupportedPriorities

Required	yes		
Component	componentName	DisplayMessageCtrlr	

Variable	variableName	SupportedPriorities	
	variableAttributes	mutability	ReadOnly
	variableCharacteristics	dataType	MemberList
		valuesList	values from <a href="#">MessagePriorityEnumType</a>
Description	List of the priorities supported by this Charging Station.		

## 2.13. Charging Infrastructure related

### 2.13.1. Available

Required	yes		
Components	componentName	ChargingStation	
		EVSE	
		Connector	
	evse	* (for EVSE and Connector)	
Variable	variableName	Available	
	variableAttributes	mutability	ReadOnly
	variableCharacteristics	dataType	boolean
Description	<p>When <i>true</i> the Component exists and is locally configured/wired for use, but may not be (remotely) Enabled.</p> <p>This variable is required on any Component that can be reported by the Charging Station. As a minimum it shall exist on ChargingStation, EVSE and Connector.</p>		
Note	<p>If any other variables are reported for a Component, then reporting <i>Available</i> does not add much value and may be omitted. However, the variable needs to exist, because it can be queried for by a GetCustomReport request for all Components that are 'available'.</p> <p>EVSE and Connector components are addressed on their respective tier. So, EVSE #1 is addressed as component EVSE on tier "evse = 1" and connector #1 on this EVSE is addressed as component Connector on tier "evse = 1, connector = 1".</p>		

### 2.13.2. AvailabilityState

Required	yes		
Components	componentName	ChargingStation	
		EVSE	
		Connector	
	evse	* (for EVSE and Connector)	
Variable	variableName	AvailabilityState	
	variableAttributes	mutability	ReadOnly
	variableCharacteristics	dataType	optionList
		valuesList	Available, Occupied, Reserved, Unavailable, Faulted

<b>Description</b>	<p>This variable reports current availability state for the ChargingStation, EVSE and Connector. When this variable reports the Connector AvailabilityState, it replicates the connectorStatus values as would be reported by the StatusNotification messages.</p> <p>An EVSE or Connector component is addressed on its own tier. So, EVSE #1 is addressed as component EVSE on tier <i>evse.id</i> = 1, and EVSE #1, Connector #1 is addressed as component Connector on tier <i>evse.id</i> = 1, <i>evse.connectorId</i> = 1.</p>		
--------------------	--	--	--

### 2.13.3. AllowReset

<b>Required</b>	no		
<b>Component</b>	<b>componentName</b>	EVSE	
	<b>evse</b>	*	
<b>Variable</b>	<b>variableName</b>	AllowReset	
	<b>variableAttributes</b>	<b>mutability</b>	ReadOnly
	<b>variableCharacteristics</b>	<b>dataType</b>	boolean
<b>Description</b>	Component can be reset. Can be used to announce that an EVSE can be reset individually.		

### 2.13.4. ConnectorType

<b>Required</b>	yes		
<b>Component</b>	<b>componentName</b>	Connector	
	<b>evse</b>	*	
<b>Variable</b>	<b>variableName</b>	ConnectorType	
	<b>variableAttributes</b>	<b>mutability</b>	ReadOnly
	<b>variableCharacteristics</b>	<b>dataType</b>	string
<b>Description</b>	Value of the type of connector as defined by ConnectorEnumType in "Part 2 - Specification" plus additionally: cGBT, cChaoJi, OppCharge.		

### 2.13.5. PhaseRotation

<b>Required</b>	no		
<b>Component</b>	<b>componentName</b>	*	
	<b>evse</b>	*	
<b>Variable</b>	<b>variableName</b>	PhaseRotation	
	<b>variableAttributes</b>	<b>mutability</b>	ReadOnly or ReadWrite.
	<b>variableCharacteristics</b>	<b>dataType</b>	String

<b>Description</b>	<p>This variable describes the phase rotation of a Component relative to its parent Component, using a three letter string consisting of the letters: R, S, T and x.</p> <p>The letter 'R' can be identified as phase 1 (L1), 'S' as phase 2 (L2), 'T' as phase 3 (L3).</p> <p>The lower case 'x' is used to designate a phase that is not connected.</p> <p>An empty string means that phase rotation is not applicable or not known.</p> <p>Certain measurands, like voltage and current, are reported with a phase relative to the grid connection. In order to support this, all components in the chain from Connector to ElectricalFeed need to have a value for PhaseRotation.</p> <p>Some examples:</p> <p>"" (unknown)</p> <p>"RST" (Standard Reference Phasing)</p> <p>"RTS" (Reversed Reference Phasing)</p> <p>"SRT" (Reversed 240 degree rotation)</p> <p>"STR" (Standard 120 degree rotation)</p> <p>"TRS" (Standard 240 degree rotation)</p> <p>"TSR" (Reversed 120 degree rotation)</p> <p>"RSx" (Two phases connected)</p> <p>"Rxx" (One phase connected)</p>
--------------------	--

## 2.13.6. SupplyPhases

<b>Required</b>	yes		
<b>Components</b>	<b>componentName</b>	ChargingStation	
		EVSE	
		Connector	
	<b>evse</b>	* (for EVSE and Connector)	
<b>Variable</b>	<b>variableName</b>	SupplyPhases	
	<b>variableAttributes</b>	<b>mutability</b>	ReadOnly
	<b>variableCharacteristics</b>	<b>dataType</b>	integer
<b>Description</b>	Number of alternating current phases connected/available. 1 or 3 for AC, 0 means DC (no alternating phases). Null value indicates that the number of phases (e.g. in use) is unknown.		

## 2.13.7. Power

<b>Required</b>	yes ( <i>maxLimit</i> only)		
<b>Component</b>	<b>componentName</b>	EVSE	
	<b>evse</b>	*	
<b>Variable</b>	<b>variableName</b>	Power	
	<b>variableAttributes</b>	<b>mutability</b>	ReadOnly
	<b>variableCharacteristics</b>	<b>dataType</b>	decimal
		<b>maxLimit</b>	decimal
<b>Description</b>	The variableCharacteristic <i>maxLimit</i> , that holds the maximum power that this EVSE can provide, is required. The <i>Actual</i> value of the instantaneous (real) power is desired, but not required.		

## 2.13.8. Example Reporting of EVSEs and Connectors via device model

The following example illustrates how the device model reports EVSEs and Connectors for an example charging station that has two EVSEs, of which EVSE #1 has one Type2 connector and EVSE #2 has two connectors: CCS and CHAdeMO.

Component				Variable		VariableAttribute		VariableCharacteristics		
name	evse id	evse connectorid	instance	name	instance	type	value	dataType	maxLimit	supports Monitoring
ChargingStation				Available		Actual	true	boolean		false
ChargingStation				AvailabilityState		Actual	Available	boolean		false
ChargingStation				SupplyPhases		Actual	3	integer		false
ChargingStation				ACCurrent	"L1"	Actual	45.0	decimal		true
ChargingStation				ACCurrent	"L2"	Actual	44.9	decimal		true
ChargingStation				ACCurrent	"L3"	Actual	44.9	decimal		true
EVSE	1		"left"	Available		Actual	true	boolean		false
EVSE	1		"left"	AvailabilityState		Actual	Available	optionList		false
EVSE	1		"left"	SupplyPhases		Actual	3	integer		false
EVSE	1		"left"	Power		Actual	0.0	decimal	22000.0	true
Connector	1	1		Available		Actual	true	boolean		false
Connector	1	1		ConnectorType		Actual	sType2	string		false
Connector	1	1		SupplyPhases		Actual	3	integer		false
EVSE	2		"right"	Available		Actual	true	boolean		false
EVSE	2		"right"	AvailabilityState		Actual	Occupied	optionList		false
EVSE	2		"right"	SupplyPhases		Actual	0	integer		false
EVSE	2		"right"	Power		Actual	41000.0	decimal	50000.0	true
Connector	2	1		Available		Actual	true	boolean		false
Connector	2	1		AvailabilityState		Actual	Occupied	optionList		false
Connector	2	1		ConnectorType		Actual	cCCS2	string		false
Connector	2	1		SupplyPhases		Actual	0	integer		false
Connector	2	2		Available		Actual	true	boolean		false
Connector	2	2		AvailabilityState		Actual	Unavailable	optionList		false
Connector	2	2		ConnectorType		Actual	cG105	string		false
Connector	2	2		SupplyPhases		Actual	0	integer		false

## 2.14. ISO 15118 related

### 2.14.1. ISO15118Enabled

Required	no		
Component	componentName	ISO15118Ctrlr	
Variable	variableName	Enabled	
	variableAttributes	mutability	ReadOnly/ReadWrite
	variableCharacteristics	dataType	boolean
Description	If this variable exists and has the value <i>true</i> , then Charging Station supports ISO 15118 charging sessions.		

## 2.14.2. CentralContractValidationAllowed

Required	no		
Component	componentName	ISO15118Ctrlr	
Variable	variableName	CentralContractValidationAllowed	
	variableAttributes	mutability	ReadWrite
	variableCharacteristics	dataType	boolean
Description	If this variable exists and has the value <i>true</i> , then Charging Station can provide a contract certificate that it cannot validate, to the CSMS for validation as part of the AuthorizeRequest.		

## 2.14.3. ContractValidationOffline

Required	yes		
Component	componentName	ISO15118Ctrlr	
Variable	variableName	ContractValidationOffline	
	variableAttributes	mutability	ReadWrite
	variableCharacteristics	dataType	boolean
Description	If this variable is <i>true</i> , then Charging Station will try to validate a contract certificate when it is offline.		

## 2.14.4. ProtocolSupportedByEV

Required	no		
Component	componentName	ConnectedEV	
	evse	*	
Variable	variableName	ProtocolSupportedByEV	
	variableInstance	<Priority>	
	variableAttributes	mutability	ReadOnly
	variableCharacteristics	dataType	string
Description	<p>A string with the following comma-separated items:          "&lt;uri&gt;,&lt;major&gt;,&lt;minor&gt;".</p> <p>This is information from the SupportedAppProtocolReq message from ISO 15118          Each priority is given its own variable instance. Priority is a number from 1 to 20 as a string. E.g. "1" or "2".</p> <p>Example:</p> <ul style="list-style-type: none"> <li>- ConnectedEV.ProtocolSupportedByEV["1"] = "urn:iso:15118:2:2013:MsgDef,2,0"</li> <li>- ConnectedEV.ProtocolSupportedByEV["2"] = "urn:iso:15118:2:2010:MsgDef,1,0"</li> </ul>		

## 2.14.5. ProtocolAgreed

Required	no		
Component	componentName	ConnectedEV	
	evse	*	

<b>Variable</b>	<b>variableName</b>	ProtocolAgreed	
	<b>variableAttributes</b>	<b>mutability</b>	ReadOnly
	<b>variableCharacteristics</b>	<b>dataType</b>	string
<b>Description</b>	<p>A string with the following comma-separated items:          "&lt;uri&gt;,&lt;major&gt;,&lt;minor&gt;".          This is the protocol uri and version information that was agreed upon between EV and EVSE in the supportedAppProtocolReq handshake from ISO 15118.          Example: "urn:iso:15118:2:2013:MsgDef,2,0"</p>		

## 2.14.6. ISO15118PnCEnabled

<b>Required</b>	no		
<b>Component</b>	<b>componentName</b>	ISO15118Ctrlr	
<b>Variable</b>	<b>variableName</b>	PnCEnabled	
	<b>variableAttributes</b>	<b>mutability</b>	ReadWrite
	<b>variableCharacteristics</b>	<b>dataType</b>	boolean
<b>Description</b>	<p>If this variable is <i>true</i>, then ISO 15118 plug and charge as described by use case <a href="#">C07 - Authorization using Contract Certificates</a> is enabled.          If this variable is <i>false</i>, then ISO 15118 plug and charge as described by use case <a href="#">C07 - Authorization using Contract Certificates</a> is disabled.</p>		

## 2.14.7. ISO15118V2GCertificateInstallationEnabled

<b>Required</b>	no		
<b>Component</b>	<b>componentName</b>	ISO15118Ctrlr	
<b>Variable</b>	<b>variableName</b>	V2GCertificateInstallationEnabled	
	<b>variableAttributes</b>	<b>mutability</b>	ReadWrite
	<b>variableCharacteristics</b>	<b>dataType</b>	boolean
<b>Description</b>	<p>If this variable is <i>true</i>, then ISO 15118 V2G Charging Station certificate installation as described by use case <a href="#">A02 - Update Charging Station Certificate by request of CSMS</a> and <a href="#">A03 - Update Charging Station Certificate initiated by the Charging Station</a> is enabled.          If this variable is <i>false</i>, then ISO 15118 V2G Charging Station certificate installation as described by use case <a href="#">A02 - Update Charging Station Certificate by request of CSMS</a> and <a href="#">A03 - Update Charging Station Certificate initiated by the Charging Station</a> is disabled.</p>		

## 2.14.8. ISO15118ContractCertificateInstallationEnabled

<b>Required</b>	no		
<b>Component</b>	<b>componentName</b>	ISO15118Ctrlr	
<b>Variable</b>	<b>variableName</b>	ContractCertificateInstallationEnabled	
	<b>variableAttributes</b>	<b>mutability</b>	ReadWrite
	<b>variableCharacteristics</b>	<b>dataType</b>	boolean

<b>Description</b>	<p>If this variable is <i>true</i>, then ISO 15118 contract certificate installation/update as described by use case <a href="#">M01 - Certificate installation EV</a> and <a href="#">M02 - Certificate Update EV</a> is enabled.</p> <p>If this variable is <i>false</i>, then ISO 15118 contract certificate installation/update as described by use case <a href="#">M01 - Certificate installation EV</a> and <a href="#">M02 - Certificate Update EV</a> is disabled.</p>		
--------------------	---	--	--

## 2.14.9. ISO15118RequestMeteringReceipt

<b>Required</b>	no		
<b>Component</b>	<b>componentName</b>	ISO15118Ctrlr	
<b>Variable</b>	<b>variableName</b>	RequestMeteringReceipt	
	<b>variableAttributes</b>	<b>mutability</b>	ReadWrite
	<b>variableCharacteristics</b>	<b>dataType</b>	boolean
<b>Description</b>	If this variable is <i>true</i> , then Charging Station shall request a metering receipt from EV before sending a fiscal meter value to CSMS.		

## 2.14.10. ISO15118SeccId

<b>Required</b>	no		
<b>Component</b>	<b>componentName</b>	ISO15118Ctrlr	
	<b>evse</b>	* (optional)	
<b>Variable</b>	<b>variableName</b>	SeccId	
	<b>variableAttributes</b>	<b>mutability</b>	ReadWrite
	<b>variableCharacteristics</b>	<b>dataType</b>	string
<b>Description</b>	<p>The name of the SECC in the string format as required by ISO 15118.</p> <p>It is used as the <b>commonName</b> (CN) of the SECC leaf certificate.</p> <p>Maximum length of a <b>commonName</b> is 64 characters.</p> <p>Example: "DE-ICE-S-0003C4D5578786756453309675436-2"</p>		

## 2.14.11. ISO15118CountryName

<b>Required</b>	no		
<b>Component</b>	<b>componentName</b>	ISO15118Ctrlr	
	<b>evse</b>	* (optional)	
<b>Variable</b>	<b>variableName</b>	CountryName	
	<b>variableAttributes</b>	<b>mutability</b>	ReadWrite
	<b>variableCharacteristics</b>	<b>dataType</b>	string
<b>Description</b>	<p>The countryName of the SECC in the ISO 3166-1 format.</p> <p>It is used as the <b>countryName</b> (C) of the SECC leaf certificate.</p> <p>Example: "DE"</p>		

## 2.14.12. ISO15118OrganizationName

<b>Required</b>	no		
-----------------	----	--	--

Component	componentName	ISO15118Ctrlr	
	evse	* (optional)	
Variable	variableName	OrganizationName	
	variableAttributes	mutability	ReadWrite
	variableCharacteristics	dataType	string
Description	<p>The organizationName of the CSO operating the charging station.</p> <p>It is used as the <b>organizationName</b> (O) of the SECC leaf certificate.</p> <p>Example: "John Doe Charging Services Ltd"</p> <p>Note: This value will usually be identical to SecurityCtrlr.OrganizationName, but it does not have to be.</p>		

2.14.13. ISO15118EvseId

Required	no		
Component	componentName	EVSE	
	evse	*	
Variable	variableName	ISO15118EvseId	
	variableAttributes	mutability	ReadWrite
	variableCharacteristics	dataType	string
Description	<p>The name of the EVSE in the string format as required by ISO 15118 and IEC 63119-2.</p> <p>Example: "DE*ICE*E*1234567890*1"</p>		